

**TOXICOLOGICAL PROFILE FOR  
HYDRAULIC FLUIDS**

**U.S. DEPARTMENT OF HEALTH AND HUMAN SERVICES  
Public Health Service  
Agency for Toxic Substances and Disease Registry**

September 1997

**DISCLAIMER**

The use of company or product name(s) is for identification only and does not imply endorsement by the Agency for Toxic Substances and Disease Registry.

## UPDATE STATEMENT

A draft toxicological profile for hydraulic fluids was released in June 1994. This edition supersedes any previously released draft or final profile.

Toxicological profiles are revised and republished as necessary, but no less than once every three years. For information regarding the update status of previously released profiles, contact ATSDR at:

Agency for Toxic Substances and Disease Registry  
Division of Toxicology/Toxicology Information Branch  
1600 Clifton Road NE, E-29  
Atlanta, Georgia 30333





## FOREWORD

This toxicological profile is prepared in accordance with guidelines\* developed by the Agency for Toxic Substances and Disease Registry (ATSDR) and the Environmental Protection Agency (EPA). The original guidelines were published in the *Federal Register* on April 17, 1987. Each profile will be revised and republished as necessary.

The ATSDR toxicological profile succinctly characterizes the toxicologic and adverse health effects information for the hazardous substance described therein. Each peer-reviewed profile identifies and reviews the key literature that describes a hazardous substance's toxicologic properties. Other pertinent literature is also presented, but is described in less detail than the key studies. The profile is not intended to be an exhaustive document; however, more comprehensive sources of specialty information are referenced.

The focus of the profiles is on health and toxicologic information; therefore, each toxicological profile begins with a public health statement that describes, in nontechnical language, a substance's relevant toxicological properties. Following the public health statement is information concerning levels of significant human exposure and, where known, significant health effects. The adequacy of information to determine a substance's health effects is described in a health effects summary. Data needs that are of significance to protection of public health are identified by ATSDR and EPA.

Each profile includes the following:

- (A) The examination, summary, and interpretation of available toxicologic information and epidemiologic evaluations on a hazardous substance to ascertain the levels of significant human exposure for the substance and the associated acute, subacute, and chronic health effects;
- (B) A determination of whether adequate information on the health effects of each substance is available or in the process of development to determine levels of exposure that present a significant risk to human health of acute, subacute, and chronic health effects; and
- (C) Where appropriate, identification of toxicologic testing needed to identify the types or levels of exposure that may present significant risk of adverse health effects in humans.

The principal audiences for the toxicological profiles are health professionals at the Federal, State, and local levels; interested private sector organizations and groups; and members of the public.

This profile reflects ATSDR's assessment of all relevant toxicologic testing and information that has been peer-reviewed. Staff of the Centers for Disease Control and Prevention and other Federal scientists have also reviewed the profile. In addition, this profile has been peer-reviewed by a nongovernmental panel and was made available for public review. Final responsibility for the contents and views expressed in this toxicological profile resides with ATSDR.



David Satcher, M.D., Ph.D.  
Administrator  
Agency for Toxic Substances and  
Disease Registry

\*Legislative Background

The toxicological profiles are developed in response to the Superfund Amendments and Reauthorization Act (SARA) of 1986 (Public Law 99-499) which amended the Comprehensive Environmental Response, Compensation, and Liability Act of 1980 (CERCLA or Superfund). Section 211 of SARA also amended Title 10 of the U. S. Code, creating the Defense Environmental Restoration Program. Section 2704(a) of Title 10 of the U. S. Code directs the Secretary of Defense to notify the Secretary of Health and Human Services of not less than 25 of the most commonly found unregulated hazardous substances at defense facilities. Section 2704(b) of Title 10 of the U. S. Code directs the Administrator of the Agency for Toxic Substances and Disease Registry (ATSDR) to prepare a toxicological profile for each substance on the list provided by the Secretary of Defense under subsection (b).

## CONTRIBUTORS

### CHEMICAL MANAGER(S)/AUTHORS(S):

M. Olivia Harris, M.A.  
ATSDR, Division of Toxicology, Atlanta, GA

Peter McClure, Ph.D.; Lisa Ingerman, Ph.D.  
Syracuse Research Corporation, Syracuse, NY

Robert L. Chessin, M.S.P.H.  
Research Triangle Institute, Research Triangle Park, NC

James J. Corcoran, Ph.D.  
Research Triangle Institute, Research Triangle Park, NC

### THE PROFILE HAS UNDERGONE THE FOLLOWING ATSDR INTERNAL REVIEWS:

1. Green Border Review. Green Border review assures consistency with ATSDR policy.
2. Health Effects Review. The Health Effects Review Committee examines the health effects chapter of each profile for consistency and accuracy in interpreting health effects and classifying end points.
3. Minimal Risk Level Review. The Minimal Risk Level Workgroup considers issues relevant to substance-specific minimal risk levels (MRLs), reviews the health effects database of each profile, and makes recommendations for derivation of MRLs.
4. Data Needs Review. The Research Implementation Branch reviews data needs sections to assure consistency across profiles and adherence to instructions in the Guidance.



## PEER REVIEW

A peer review panel was assembled for hydraulic fluids. The panel consisted of the following members:

1. Dr. C. Carson Conaway, Research Scientist, Mahopac, NY;
2. Dr. Arthur Gregory, Private Consultant, Techto Enterprises, Sterling, VA;
3. Dr. James Hughes, Private Consultant, Piedmont, CA;
4. Dr. Harlee Strauss, Private Consultant, H. Strauss Associates, Inc., Boston, MA;
5. Mr. Edmond Kinkead, Research Scientist, Dayton, OH; and
6. Dr. Charles Ward, Private Consultant, Pittsburgh, PA.

These experts collectively have knowledge of hydraulic fluids's physical and chemical properties, toxicokinetics, key health end points, mechanisms of action, human and animal exposure, and quantification of risk to humans. All reviewers were selected in conformity with the conditions for peer review specified in Section 104(1)(13) of the Comprehensive Environmental Response, Compensation, and Liability Act, as amended.

Scientists from the Agency for Toxic Substances and Disease Registry (ATSDR) have reviewed the peer reviewers' comments and determined which comments will be included in the profile. A listing of the peer reviewers' comments not incorporated in the profile, with a brief explanation of the rationale for their exclusion, exists as part of the administrative record for this compound. A list of databases reviewed and a list of unpublished documents cited are also included in the administrative record.

The citation of the peer review panel should not be understood to imply its approval of the profile's final content. The responsibility for the content of this profile lies with the ATSDR.



# CONTENTS

FOREWORD ..... v

CONTRIBUTORS ..... vii

PEER REVIEW ..... ix

LIST OF FIGURES ..... xv

LIST OF TABLES ..... xvii

1. PUBLIC HEALTH STATEMENT ..... 1

    1.1 WHAT ARE HYDRAULIC FLUIDS? ..... 1

    1.2 WHAT HAPPENS TO HYDRAULIC FLUIDS WHEN THEY ENTER THE ENVIRONMENT? ..... 2

    1.3 HOW MIGHT I BE EXPOSED TO HYDRAULIC FLUIDS? ..... 3

    1.4 HOW CAN HYDRAULIC FLUIDS ENTER AND LEAVE MY BODY? ..... 4

    1.5 HOW CAN HYDRAULIC FLUIDS AFFECT MY HEALTH? ..... 4

    1.6 IS THERE A MEDICAL TEST TO DETERMINE WHETHER I HAVE BEEN EXPOSED TO HYDRAULIC FLUIDS? ..... 6

    1.7 WHAT RECOMMENDATIONS HAS THE FEDERAL GOVERNMENT MADE TO PROTECT HUMAN HEALTH? ..... 7

    1.8 WHERE CAN I GET MORE INFORMATION? ..... 7

2. HEALTH EFFECTS ..... 9

    2.1 INTRODUCTION ..... 9

    2.2 DISCUSSION OF HEALTH EFFECTS BY ROUTE OF EXPOSURE ..... 12

        2.2.1 Inhalation Exposure ..... 13

            2.2.1.1 Death ..... 13

            2.2.1.2 Systemic Effects ..... 38

            2.2.1.3 Immunological and Lymphoreticular Effects ..... 48

            2.2.1.4 Neurological Effects ..... 49

            2.2.1.5 Reproductive Effects ..... 53

            2.2.1.6 Developmental Effects ..... 54

            2.2.1.7 Genotoxic Effects ..... 54

            2.2.1.8 Cancer ..... 54

        2.2.2 Oral Exposure ..... 55

            2.2.2.1 Death ..... 55

            2.2.2.2 Systemic Effects ..... 97

            2.2.2.3 Immunological and Lymphoreticular Effects ..... 108

            2.2.2.4 Neurological Effects ..... 109

            2.2.2.5 Reproductive Effects ..... 114

            2.2.2.6 Developmental Effects ..... 115

            2.2.2.7 Genotoxic Effects ..... 117

            2.2.2.8 Cancer ..... 117

        2.2.3 Dermal Exposure ..... 118

            2.2.3.1 Death ..... 118

2.2.3.2	Systemic Effects	132
2.2.3.3	Immunological and Lymphoreticular Effects	140
2.2.3.4	Neurological Effects	141
2.2.3.5	Reproductive Effects	144
2.2.3.6	Developmental Effects	144
2.2.3.7	Genotoxic Effects	145
2.2.3.8	Cancer	145
2.3	TOXICOKINETICS	146
2.3.1	Absorption	148
2.3.1.1	Inhalation Exposure	148
2.3.1.2	Oral Exposure	149
2.3.1.3	Dermal Exposure	151
2.3.1.4	Other Routes of Exposure	152
2.3.2	Distribution	153
2.3.2.1	Inhalation Exposure	153
2.3.2.2	Oral Exposure	154
2.3.2.3	Dermal Exposure	156
2.3.3	Metabolism	157
2.3.4	Elimination and Excretion	161
2.3.4.1	Inhalation Exposure	161
2.3.4.2	Oral Exposure	161
2.3.4.3	Dermal Exposure	163
2.3.4.4	Other Routes of Exposure	165
2.4	MECHANISMS OF ACTION	165
2.5	RELEVANCE TO PUBLIC HEALTH	171
2.6	BIOMARKERS OF EXPOSURE AND EFFECT	206
2.6.1	Biomarkers Used to Identify or Quantify Exposure to Hydraulic Fluids	207
2.6.2	Biomarkers Used to Characterize Effects Caused by Hydraulic Fluids	209
2.7	INTERACTIONS WITH OTHER CHEMICALS	211
2.8	POPULATIONS THAT ARE UNUSUALLY SUSCEPTIBLE	212
2.9	METHODS FOR REDUCING TOXIC EFFECTS	213
2.9.1	Reducing Peak Absorption Following Exposure	214
2.9.2	Reducing Body Burden	215
2.9.3	Interfering with the Mechanism of Action for Toxic Effects	215
2.10	ADEQUACY OF THE DATABASE	216
2.10.1	Existing Information on Health Effects of Hydraulic Fluids	217
2.10.2	Identification of Data Needs	221
2.10.3	Ongoing Studies	232
3.	CHEMICAL AND PHYSICAL INFORMATION	233
3.1	Chemical Identity	233
3.2	Physical and Chemical Properties	247
4.	PRODUCTION, IMPORT/EXPORT, USE, AND DISPOSAL	265
4.1	PRODUCTION	265
4.2	IMPORT/EXPORT	269
4.3	USE	269
4.4	DISPOSAL	271



5. POTENTIAL FOR HUMAN EXPOSURE .....	273
5.1 OVERVIEW .....	273
5.2 RELEASES TO THE ENVIRONMENT .....	276
5.2.1 Air .....	276
5.2.2 Water .....	277
5.2.3 Soil .....	278
5.3 ENVIRONMENTAL FATE .....	280
5.3.1 Transport and Partitioning .....	280
5.3.2 Transformation and Degradation .....	284
5.3.2.1 Air .....	284
5.3.2.2 Water .....	284
5.3.2.3 Sediment and Soil .....	286
5.4 LEVELS MONITORED OR ESTIMATED IN THE ENVIRONMENT .....	287
5.4.1 Air .....	287
5.4.2 Water .....	288
5.4.3 Sediment and Soil .....	290
5.4.4 Other Environmental Media .....	292
5.5 GENERAL POPULATION AND OCCUPATIONAL EXPOSURE .....	294
5.6 POPULATIONS WITH POTENTIALLY HIGH EXPOSURES .....	295
5.7 ADEQUACY OF THE DATABASE .....	295
5.7.1 Identification of Data Needs .....	296
5.7.2 Ongoing Studies .....	301
6. ANALYTICAL METHODS .....	303
6.1 BIOLOGICAL SAMPLES .....	304
6.2 ENVIRONMENTAL SAMPLES .....	307
6.3 ADEQUACY OF THE DATABASE .....	311
6.3.1 Identification of Data Needs .....	311
6.3.2 Ongoing Studies .....	313
7. REGULATIONS AND ADVISORIES .....	315
8. REFERENCES .....	317
9. GLOSSARY .....	337
APPENDICES	
A. ATSDR MINIMAL RISK LEVEL .....	A-1
B. USER'S GUIDE .....	B-1
C. ACRONYMS, ABBREVIATIONS, AND SYMBOLS .....	C-1



## LIST OF FIGURES

2-1	Levels of Significant Exposure to Mineral Oil Hydraulic Fluids - Inhalation .....	16
2-2	Levels of Significant Exposure to Organophosphate Ester Hydraulic Fluids - Inhalation .....	29
2-3	Levels of Significant Exposure to Polyalphaolefin Hydraulic Fluids - Inhalation .....	36
2-4	Levels of Significant Exposure to Mineral Oil Hydraulic Fluids - Oral .....	58
2-5	Levels of Significant Exposure to Organophosphate Ester Hydraulic Fluids - Oral .....	84
2-6	Levels of Significant Exposure to Polyalphaolefin Hydraulic Fluids - Oral .....	93
2-7	Metabolic Pathway for Tri- <i>ortho</i> -Cresyl Phosphate (TOCP) .....	159
2-8	Existing Information on Health Effects of Mineral Oil Hydraulic Fluids .....	218
2-9	Existing Information on Health Effects of Organophosphate Ester Hydraulic Fluids .....	219
2-10	Existing Information on Health Effects of Polyalphaolefin Hydraulic Fluids .....	220
5-1	Frequency of NPL Sites with Hydraulic Fluid and Hydraulic Fluid Component Contamination .....	274



**LIST OF TABLES**

2-1	Levels of Significant Exposure to Mineral Oil Hydraulic Fluids - Inhalation .....	14
2-2	Levels of Significant Exposure to Organophosphate Ester Hydraulic Fluids - Inhalation .....	18
2-3	Levels of Significant Exposure to Polyalphaolefin Hydraulic Fluids - Inhalation .....	34
2-4	Levels of Significant Exposure to Mineral Oil Hydraulic Fluids - Oral .....	56
2-5	Levels of Significant Exposure to Organophosphate Ester Hydraulic Fluids - Oral .....	60
2-6	Levels of Significant Exposure to Polyalphaolefin Hydraulic Fluids - Oral .....	90
2-7	Levels of Significant Exposure to Mineral Oil Hydraulic Fluids - Dermal .....	119
2-8	Levels of Significant Exposure to Organophosphate Esters Hydraulic Fluids - Dermal .....	122
2-9	Levels of Significant Exposure to Polyalphaolefin Hydraulic Fluids - Dermal .....	127
2-10	Symptoms and Sites of Acetylcholinesterase Inhibition by Organophosphate Esters .....	167
2-11	Genotoxicity of Organophosphate Ester Hydraulic Fluids <i>In Vitro</i> .....	204
3-1	Chemical Identity of Hydraulic Fluid Products .....	234
3-2	Examples of Military Standards for Hydraulic Fluids .....	242
3-3	Chemical Identity of Hydraulic Fluid Components .....	243
3-4	Physical and Chemical Properties of Hydraulic Fluid Products .....	248
3-5	Physical and Chemical Properties of Selected Hydraulic Fluid Components .....	255
3-6	Summary of Chemical Information for Selected Hydraulic Fluids .....	259
3-7	Water Solubility of Hydrocarbon Components of Mineral Oil Hydraulic Fluids .....	261
3-8	Log $K_{ow}$ Values for Organophosphate Ester Hydraulic Fluid Components .....	262
3-9	Water Solubilities for Organophosphate Ester Hydraulic Fluid Components .....	263
5-1	Bioconcentration Factors for Components of Organophosphate Ester Hydraulic Fluids .....	283

6-1	Analytical Methods for Determining Mineral Oil and Polyalphaolefin Hydraulic Fluids in Biological Samples .....	305
6-2	Analytical Methods for Determining Organophosphate Ester Hydraulic Fluids in Biological Samples .....	306
6-3	Analytical Methods for Determining Mineral Oil and Polyalphaolefin Hydraulic Fluids in Environmental Samples .....	308
6-4	Analytical Methods for Determining Organophosphate Ester Hydraulic Fluids in Environmental Samples .....	310
7-1	Regulations and Guidelines Applicable to Hydraulic Fluids .....	316

## 1. PUBLIC HEALTH STATEMENT

This public health statement tells you about hydraulic fluids and the effects of exposure.

The Environmental Protection Agency (EPA) identifies the most serious hazardous waste sites in the nation. These sites make up the National Priorities List (NPL) and are the sites targeted for long-term federal cleanup. Hydraulic fluids have been found in at least 10 of the 1,428 current or former NPL sites. However, it's unknown how many NPL sites have been evaluated for these substances. As more sites are evaluated, the sites with hydraulic fluids may increase. This is important because exposure to these substances may harm you and because these sites may be sources of exposure.

When a substance is released from a large area, such as an industrial plant, or from a container, such as a drum or bottle, it enters the environment. This release does not always lead to exposure. You are exposed to a substance only when you come in contact with it. You may be exposed by breathing, eating, or drinking the substance or by skin contact.

If you are exposed to hydraulic fluids, many factors determine whether you'll be harmed. These factors include the dose (how much), the duration (how long), and how you come in contact with it. You must also consider the other chemicals you're exposed to and your age, sex, diet, family traits, lifestyle, and state of health.

### 1.1 WHAT ARE HYDRAULIC FLUIDS?

Hydraulic fluids are a very large class of materials that are used in machines and equipment to transfer pressure from one point to another. They are used in many ways including all fluids for car automatic transmissions, brakes, and power steering. Hydraulic fluids are also used in many machines like tractors and other farm equipment, forklift trucks, bulldozers, and other construction equipment, and airplanes. In industry, hydraulic fluids are used in machines that push, lift, pull, turn, and hold things. This profile covers only three of the many types of hydraulic

## 1. PUBLIC HEALTH STATEMENT

fluids: (1) mineral oil, (2) organophosphate ester, and (3) polyalphaolefin. These types are among the most commonly used today. The trade names of typical hydraulic fluids covered in this profile include Durad<sup>®</sup>, Fyrquel<sup>®</sup>, Skydrol<sup>®</sup>, Houghton-Safe<sup>®</sup>, Pydraul<sup>®</sup>, Reofose, Reolube<sup>®</sup>, and Quintolubric<sup>®</sup>. Hydraulic fluids used in cars are not specifically covered in this profile.

Some hydraulic fluids have a bland oily smell, while others have no smell. Mineral oil and polyalphaolefin hydraulic fluids are mixtures that have oil in them and will burn. Oil-in-water hydraulic fluids (a special type of mineral oil hydraulic fluid) do not burn because they contain water. Organophosphate ester hydraulic fluids are mostly made without oil and will not burn unless there is a flame directly on them; once the flame is removed, these fluids will stop burning. Because they do not burn, organophosphate ester hydraulic fluids are used in airplanes and other places where fumes are very undesirable.

Mineral oil hydraulic fluids are produced from crude oil. Organophosphate ester and polyalphaolefin hydraulic fluids are manufactured. All hydraulic fluids contain many ingredients which reduce wear, make the fluid flow better, and make it thinner when it is cold. More than 200 million gallons of hydraulic fluids are sold each year in the United States. See Chapters 3 and 4 for more information on hydraulic fluids.

### 1.2 WHAT HAPPENS TO HYDRAULIC FLUIDS WHEN THEY ENTER THE ENVIRONMENT?

Hydraulic fluids can enter the environment from spills and leaks in machines that use them and from leaky storage tanks. If spilled on soil, some of the ingredients in the hydraulic fluids mixture may stay on the top, while others may sink into the groundwater. How fast the ingredients move through soil depends on many things. These include how much is spilled, how much rain falls on the spill, and the type of soil (for example, hydraulic fluids will move quickly in sandy soil, but will move slower in heavy clay). In water, some ingredients of hydraulic fluids will transfer to the bottom and stay there. Fish may contain some hydraulic fluid ingredients if they live near places that make or use a lot of it. Eventually, the ingredients of hydraulic fluids are degraded in the environment, but complete degradation may take more than a year. Scientists know a little about



## 1. PUBLIC HEALTH STATEMENT

how some of the ingredients in hydraulic fluids break down in the environment, but they know almost nothing about how toxic these breakdown products are. See Chapters 4 and 5 for more information on what happens to hydraulic fluids in the environment.

### 1.3 HOW MIGHT I BE EXPOSED TO HYDRAULIC FLUIDS?

Exposures to hydraulic fluids occur mainly in workers using hydraulic equipment and in people who work on cars or tractors that use the fluids. Most people are exposed when fluids spill or leak on the skin, when the fluid is changed, or when the fluid reservoirs are filled. Low levels of hydraulic fluids may occur in the air near machines that use them. Understanding environmental levels of hydraulic fluids is very difficult because the ingredients in hydraulic fluids are used in many products other than hydraulic fluids. For example, mineral oil is an ingredient in both motor oil and mineral oil hydraulic fluids. In the environment, mineral oil from both sources would appear to be the same. Polyalphaolefin hydraulic fluids have chemical components and potential applications similar to mineral oil hydraulic fluids.

The ingredients in organophosphate ester hydraulic fluids also have many uses, but are usually not detected in the environment. They do not have as many uses as mineral oils and polyalphaolefins. When detected, concentrations of organophosphate esters range from 1 to 20 parts per billion (ppb) in water, 0.0002 to 1.31 ppb in drinking water, and less than 100 to greater than 6,300,000 ppb in sediments. In general, organophosphate esters are found near places where they are manufactured. People most likely to be exposed to hydraulic fluids include car, truck, tractor, industrial equipment, and airplane mechanics and repair technicians, and maintenance workers in heavy industry like car assembly plants, foundries, steel mills, paper mills, and plants that manufacture appliances or other large or small household or commercial items. Polyalphaolefin hydraulic fluids are often used in military equipment. See Chapter 5 for more information on how you might be exposed to hydraulic fluids.

## 1. PUBLIC HEALTH STATEMENT

### 1.4 HOW CAN HYDRAULIC FLUIDS ENTER AND LEAVE MY BODY?

Very little is known about how mineral oil hydraulic fluids, polyalphaolefin hydraulic fluids, and organophosphate ester hydraulic fluids enter and leave your body. Some information exists about how some of the chemical components in the organophosphate ester hydraulic fluids enter and leave your body.

We know that chemical components of mineral oil hydraulic fluids can enter the body if you swallow them or they come in contact with your skin because health effects have occurred in people after they swallowed or had prolonged skin contact with certain mineral oil hydraulic fluids. Health effects have occurred in animals after they breathed, swallowed, or had skin contact with organophosphate ester hydraulic fluids. We do not know if mineral oil hydraulic fluids or polyalphaolefin hydraulic fluids will enter your body from your lungs if you breathe them as vapor or oil mist.

We know that some chemical components of organophosphate ester hydraulic fluids can enter your body from your lungs if you breathe them. Some organophosphate esters rapidly enter your body. Certain components of organophosphate ester hydraulic fluids are found in blood and urine within 1 hour of having them on your skin. Within 6 hours after animals swallow large amounts of certain components of organophosphate ester hydraulic fluids, they enter the blood and are found throughout the body, especially in fat. Organophosphate esters leave the body in the urine and feces within several days. More information can be found in Chapter 2.

### 1.5 HOW CAN HYDRAULIC FLUIDS AFFECT MY HEALTH?

This toxicological profile discusses only three classes of hydraulic fluids: mineral oil hydraulic fluids, polyalphaolefin hydraulic fluids, and organophosphate ester hydraulic fluids. The classes are based on the major chemicals found in the hydraulic fluids. However, hydraulic fluids are often complex mixtures of many chemical components. A particular hydraulic fluid can differ in

## 1. PUBLIC HEALTH STATEMENT

its chemical components from another hydraulic fluid even if the two fluids are in the same class. Thus, effects of exposure may differ.

Very little is known about how mineral oil hydraulic fluids and polyalphaolefin hydraulic fluids will affect your health. There are reports of health effects in people exposed to these classes of hydraulic fluids. After drinking mineral oil hydraulic fluid, a child developed pneumonia and bleeding in the intestines and then died. A man whose hands and forearms were heavily exposed to mineral oil hydraulic fluids in his job developed weakness in his hands. This effect was probably caused by one of the organophosphate ester additives of the mineral oil hydraulic fluid. The skin and eyes of animals were red and swollen after contact with certain mineral oil hydraulic fluids and polyalphaolefin hydraulic fluids. Animals breathing very high levels of polyalphaolefin hydraulic fluids became drowsy and had congested lungs and trouble breathing. We do not know if mineral oil hydraulic fluids or polyalphaolefin hydraulic fluids will cause birth defects, reproductive effects, or cancer.

There have been reports of people being poisoned from swallowing cooking oil or medicines contaminated with organophosphate esters. Outbreaks of brain, nerve, and muscle problems due to organophosphate contamination have happened in the United States and other countries. If you get certain organophosphate ester hydraulic fluids on your skin, it may be irritated and turn red. There are no reports of people breathing or swallowing this type of fluid. Studies in animals suggest that if you breathe or swallow large amounts of certain organophosphate ester hydraulic fluids, you may have nervous system problems. Certain organophosphate ester hydraulic fluids affect the nervous system of animals in two different ways. The first type of effect occurs within a few hours of breathing, swallowing, or skin contact. The organophosphate ester part of the hydraulic fluid rapidly inhibits the activity of important enzymes in the nervous system causing multiple symptoms including tremors, sweating, diarrhea, and difficulty breathing. The second effect involves damage to nerves. The symptoms of this type of damage are general weakness, weakness of the arms and legs, and paralysis. These symptoms of nerve damage can occur several weeks after exposure has stopped. If you have been exposed once to organophosphate ester hydraulic fluids, the symptoms of enzyme inhibition will disappear before the weakness

## 1. PUBLIC HEALTH STATEMENT

occurs. Not all types of these fluids cause both types of nervous system damage. In animal studies, not all animals that have symptoms of enzyme inhibition have nerve damage. Both of these types of nervous system damage can occur after one or several exposures.

Cows eating grass containing organophosphate ester hydraulic fluid had difficulty producing milk for their young. We do not know if this will also occur in people. We do not know if organophosphate ester hydraulic fluids will cause birth defects, affect fertility, or cause cancer.

The Department of Health and Human Services (DHHS), the International Agency for Research on Cancer (IARC), and EPA have not classified mineral oil hydraulic fluids, polyalphaolefin hydraulic fluids, and organophosphate ester hydraulic fluids for carcinogenic effects.

### **1.6 IS THERE A MEDICAL TEST TO DETERMINE WHETHER I HAVE BEEN EXPOSED TO HYDRAULIC FLUIDS?**

Hydraulic fluids themselves cannot be measured in blood, urine, or feces, but certain chemicals in them can be measured. Aliphatic hydrocarbons, which are major components of mineral oil hydraulic fluids and polyalphaolefin hydraulic fluids, can be detected in the feces. Certain components of organophosphate ester hydraulic fluids leave the body in urine. Some of these fluids inhibit the enzyme cholinesterase. Cholinesterase activity in blood can be measured. Because many other chemicals also inhibit cholinesterase activity in blood, this test is not specific for organophosphate ester hydraulic fluids. This test is not available at most doctor's offices, but can be arranged at any hospital laboratory. See Chapters 2 and 6 for more information.

## 1. PUBLIC HEALTH STATEMENT

### 1.7 WHAT RECOMMENDATIONS HAS THE FEDERAL GOVERNMENT MADE TO PROTECT HUMAN HEALTH?

Federal government recommendations exist to protect people's health from mineral oil hydraulic fluids.

Mineral oil is the major chemical component of mineral oil hydraulic fluids. Mineral oil belongs to a larger class of chemicals called petroleum distillates. The Occupational Safety and Health Administration (OSHA) regulates petroleum distillate and mineral oil mist levels in workplace air. The occupational exposure limits for an 8-hour workday, 40-hour workweek are 2,000 milligrams per cubic meter ( $\text{mg}/\text{m}^3$ ) in air for petroleum distillates and 5  $\text{mg}/\text{m}^3$  for mineral oil mists. The National Institute for Occupational Safety and Health (NIOSH) recommends an exposure limit of 350  $\text{mg}/\text{m}^3$  of petroleum distillates for a 10-hour workday, 40-hour workweek.

### 1.8 WHERE CAN I GET MORE INFORMATION?

If you have any more questions or concerns, please contact your community or state health or environmental quality department or

Agency for Toxic Substances and Disease Registry  
Division of Toxicology  
1600 Clifton Road NE, Mailstop E-29  
Atlanta, GA 30333

This agency can also provide you with information on the location of occupational and environmental health clinics. These clinics specialize in the recognition, evaluation, and treatment of illness resulting from exposure to hazardous substances.



## 2. HEALTH EFFECTS

### 2.1 INTRODUCTION

The primary purpose of this chapter is to provide public health officials, physicians, toxicologists, and other interested individuals and groups with an overall perspective of the toxicology of hydraulic fluids. It contains descriptions and evaluations of toxicological studies and epidemiological investigations and provides conclusions, where possible, on the relevance of toxicity and toxicokinetic data to public health.

As discussed in Chapters 3,4, and 5 of this profile, hydraulic fluids are materials that transmit energy in fluid-filled, pressurized mechanical systems such as automotive automatic transmissions, vehicular brake equipment, power steering equipment, and hydrostatic drive systems used in agricultural, construction, mining, and aircraft equipment and machinery. Hydraulic fluids are defined primarily on an operational basis. Thus, any fluid, regardless of chemical composition, that is used to transmit pressure in a closed system is a hydraulic fluid. Based on chemical and functional properties, hydraulic fluids can be divided into seven chemical classes: phosphate esters, mineral-oil-in-water and water- in-oil fluids, polyalphaolefin oligomers, polyhalohydrocarbons, polyglycols, silicate esters, and silicones. This profile focuses on three classes of hydraulic fluids: mineral-oil-based hydraulic fluids, polyalphaolefins, and organophosphate esters (Moller 1989; U.S. Air Force 1989; Wills 1980). Some of these fluids have special applications in industry and the military and may be found at hazardous waste sites. Automobile hydraulic fluids (brake, transmission, or power steering fluids) are not specifically addressed in this profile. Some of the specific fluids discussed in this profile are no longer manufactured, but may nonetheless be at hazardous waste sites.

Mineral-oil based hydraulic fluids (including fire-resistant mixtures of mineral oil and water) have been estimated to comprise 98% of the world demand for hydraulic fluids (Wills 1980). These fluids are made from dewaxed petroleum-based crude oils that are blended with additives such as corrosion inhibitors (e.g., fatty acids), oxidation inhibitors (e.g., phenols, amines, and sulfides), defoamers (e.g., silicone oils), and antiwear additives (e.g., organophosphate esters) (FMC 1991c, 1991d, 1992a, 1992b; Moller1989). Thus, mineral-oil-based hydraulic fluids are complex mixtures of aliphatic and aromatic hydrocarbons to which other compounds have been added. The chemical composition of these fluids varies with manufacturer and depends on the source of the crude oil, the degree and type of refining applied to the crude oil, and the amount and types of compounds added for operational purposes. Mineral-oil-based hydraulic fluids are widely used in hydrostatic machines, hydrodynamic couplings, automatic transmissions, and tractors. Hydraulic systems

## 2. HEALTH EFFECTS

used in situations where combustion is a danger (e.g., underground mining, foundries, and in welding equipment) often contain oil-in-water emulsions (>80% water) or water-in-oil emulsions (>40% water) as fire-resistant hydraulic fluids (Moller 1989).

Organophosphate esters are among the most widely used classes of synthetic compounds in hydraulic fluids. They are used as anti-wear additives in mineral oil hydraulic fluids and are significant components in certain fire-resistant hydraulic fluids (FMC 1991c, 1991 d, 1992a, 1992b; Wills 1980). Organophosphate esters have better fire resistance than mineral oils and are much better lubricants than water. Common types of organophosphate esters include tricresyl phosphates, isopropylated phenyl phosphates, tributyl phosphates, and tertiary butylated phenyl phosphates (Moller 1989; Wills 1980; Henrich 1995). Organophosphate ester hydraulic fluids and additives often contain mixtures of organophosphate esters. The only other synthetic compounds likely to have a wider use in hydraulic fluids are the polyalkylene glycols, which are widely used in the hydraulic brake systems of motor vehicles (Moller 1989; Wills 1980). The toxicological properties of two important polyalkylene glycols are discussed in the ATSDR technical report on ethylene glycol and propylene glycol (ATSDR 1993a). The polyalkylene glycols are not discussed in this profile.

The third class of hydraulic fluids discussed in this profile is the polyalphaolefins. Polyalphaolefins are synthetic hydrocarbons that are made by oligomerizing alphaolefins such as 1 -decene (see Chapters 3,4, and 5). Aliphatic hydrocarbons are the principal components of both mineral oils and polyalphaolefins, but the array of hydrocarbons with differing molecular weights is much narrower in polyalphaolefins than in mineral oils. Certain polyalphaolefins maintain good operational characteristics at low temperatures and have been proposed for use in hydraulic systems in U.S. military aircraft (Kinkead et al. 1992b).

Hydraulic fluids are generally mixtures comprised of major and minor components whose presence may or may not be public information. Adverse health effects from exposure to mixtures can be caused by potent components, which may represent only minor portions of the whole mixture and whose presence may not be common knowledge. In the ensuing discussion of health effects from three classes of hydraulic fluids, attempts were made to identify tested hydraulic fluids by their commercial names and to focus-on what is known about the toxicological properties of the fluids themselves. Available information concerning the known chemical components of hydraulic fluids for which toxicological studies were located is discussed in Chapter 3. Information concerning the toxicological properties of major components expected to be found in hydraulic fluids discussed in this profile is discussed for tricresyl phosphate (TCP) and tributyl phosphate, because they comprise nearly 100% of some organophosphate ester hydraulic fluids (in the past and



## 2. HEALTH EFFECTS

currently) and because they have important neurotoxic effects. Other individual components are discussed to a limited extent because of the uncertainty in extrapolating to effects caused by the complete mixture. The toxicity of these complex mixtures depends on interactions of all the components. Some components, when found together, may act additively or synergistically to enhance toxic effects. Other components may be antagonistic in combination, thus diminishing toxic effects. It cannot always be predicted how a mixture will behave based on the toxicity of its individual components. However, the toxic characteristics of the individual components may be an indicator of the potential toxicological responses of the mixture.

A few case studies have reported neurological effects in humans following exposure to hydraulic fluids that probably contained organophosphorus compounds. Animal studies indicate that neurological effects are the most clearly identified health hazard associated with exposure to hydraulic fluids containing organophosphorus compounds. Because organophosphorus compounds are often added to fluids in which mineral oil or polyalphaolefins are the principal components, concern for the development of neurological effects is not restricted to fluids in which organophosphorus compounds are the principal components.

Acute exposure to many organophosphorus compounds can cause at least one of two types of neurological effects: acute inhibition of acetylcholinesterase, an enzyme that controls transmission of nerve impulses at synapses, and organophosphorus-induced delayed neuropathy (OPIDN), a slowly developing axonal degeneration and demyelination in central and peripheral nerve tissues. Symptoms of acetylcholinesterase inhibition develop quickly (within hours of exposure) and include salivation, vomiting, diarrhea, muscle fasciculations, and general paralysis (see Table 2-10). OPIDN symptoms include weakness, ataxia, and paralysis, and are thought to develop through a mechanism distinct from acetylcholinesterase inhibition. Triaryl phosphates, particularly tri-*ortho*-cresyl phosphate (TOCP), are most closely associated with OPIDN, and studies of structure-activity relations of organophosphate esters that produce OPIDN have provided general relationships to predict neuropathy from chemical structure (Johanson 1977; Johnson 1990). It should be noted that chickens, cats, dogs, and ruminants are generally considered to be better models for human OPIDN than are rats, mice, and rabbits (see Section 2.3.5 for more details).

The number of organophosphate esters and similar compounds used in hydraulic fluids is considerable. A core number (approximately 10) have been studied to some degree for toxicity. Though many hydraulic fluids are proprietary mixes of several organophosphate esters as originally formulated, environmental exposure to organophosphate esters is more complex because transformation to chemicals with greater or lesser toxicity than the original product may occur with time. Individual esters and whole hydraulic fluid

## 2. HEALTH EFFECTS

product toxicity is presented in Sections 2.2 through 2.5, because toxicological research has involved both. Discussions on one closely related chemical, cyclotriphosphazene, are also provided because of structural and functional similarities. TOCP was a component of several triaryl organophosphate ester based hydraulic fluids, but was removed from formulations because of its toxicity. An attempt has been made to deemphasiz TOCP as a hydraulic fluid component, but it is included to illustrate toxicological properties.

A glossary and list of acronyms, abbreviations, and symbols can be found at the end of this profile.

### 2.2 DISCUSSION OF HEALTH EFFECTS BY ROUTE OF EXPOSURE

To help public health professionals and others address the needs of persons living or working near hazardous waste sites, the information in this section is organized first by route of exposure-inhalation, oral, and dermal; and then by health effect-death, systemic, immunological, neurological, reproductive, developmental, genotoxic, and carcinogenic effects. These data are discussed in terms of three exposure periods-acute (14 days or less), intermediate (15-364 days), and chronic (365 days or more).

Levels of significant exposure for each route and duration are presented in tables and illustrated in figures. The points in the figures showing no-observed-adverse-effect levels (NOAELs) or lowest-observed-adverseeffect levels (LOAELs) reflect the actual doses (levels of exposure) used in the studies. LOAELs have been classified into “less serious” or “serious” effects. “Serious” effects are those that evoke failure in a biological system and can lead to morbidity or mortality (e.g., acute respiratory distress or death). “Less serious” effects are those that are not expected to cause significant dysfunction or death, or those whose significance to the organism is not entirely clear. ATSDR acknowledges that a considerable amount of judgment may be required in establishing whether an end point should be classified as a NOAEL, “less serious” LOAEL, or “serious” LOAEL, and that in some cases, there will be insufficient data to decide whether the effect is indicative of significant dysfunction. However, the Agency has established guidelines and policies that are used to classify these end points. ATSDR believes that there is sufficient merit in this approach to warrant an attempt at distinguishing between “less serious” and “serious” effects. The distinction between “less serious” effects and “serious” effects is considered to be important because it helps the users of the profiles to identify levels of exposure at which major health effects start to appear. LOAELs or NOAELs should also help in determining whether or not the effects vary with dose and/or duration, and place into perspective the possible significance of these effects to human health.

## 2. HEALTH EFFECTS

The significance of the exposure levels shown in the Levels of Significant Exposure (LSE) tables and figures may differ depending on the user's perspective. Public health officials and others concerned with appropriate actions to take at hazardous waste sites may want information on levels of exposure associated with more subtle effects in humans or animals (LOAEL) or exposure levels below which no adverse effects (NOAELs) have been observed. Estimates of levels posing minimal risk to humans (Minimal Risk Levels or MRLs) may be of interest to health professionals and citizens alike.

Although methods have been established to derive MRLs (Barnes and Dourson 1988; EPA 1990), uncertainties are associated with these techniques. Furthermore, ATSDR acknowledges additional uncertainties inherent in the application of the procedures to derive less than lifetime MRLs. As an example, acute inhalation MRLs may not be protective for health effects that are delayed in development or are acquired following repeated acute insults, such as hypersensitivity reactions, asthma, or chronic bronchitis. As these kinds of health effects data become available and methods to assess levels of significant human exposure improve, these MRLs will be revised.

A User's Guide has been provided at the end of this profile (see Appendix B). This guide should aid in the interpretation of the tables and figures for Levels of Significant Exposure and the MRLs.

### 2.2.1 Inhalation Exposure

The NOAEL and LOAEL values for each effect after inhalation exposure are shown in Tables 2-1,2-2, and 2-3 and plotted in Figures 2-1,2-2, and 2-3 for mineral oil hydraulic fluids, organophosphate ester hydraulic fluids, and polyalphaolefin hydraulic fluids, respectively.

#### 2.2.1.1 Death

***Mineral Oil Hydraulic Fluids.*** No studies were located regarding death in humans after inhalation exposure to mineral oil hydraulic fluids.

Several water-in-oil emulsion hydraulic fluids (Houghto-Safe 5047F, Sunsafe F, Pyroguard A-443, and Quintolubric 95830W) produced no deaths or clinical signs of toxicity in rats within 14 days of single 4-hour exposures to aerosol concentrations ranging from 110 to 210 mg/m<sup>3</sup> (Kinkead et al. 1987a, 1988). No deaths were reported in Fischer-344 rats during a 90-day continuous exposure (23 hours/day) to 1.0 mg/m<sup>3</sup>

Table 2-1. Levels of Significant Exposure to Mineral Oil Hydraulic Fluids - Inhalation

Key to figure <sup>a</sup>	Species/ (strain)	Exposure/ Duration/ Frequency	System	NOAEL (mg/m3)	LOAEL		Reference Fluid Identity
					Less serious (mg/m3)	Serious (mg/m3)	
<b>ACUTE EXPOSURE</b>							
<b>Systemic</b>							
1	Rat (Fischer- 344)	4 hr	Bd Wt	210			Kinkead et al. 1987a; Kinkead et al. 1988 Houghto-Safe 5047F
2	Rat (Sprague- Dawley)	6 hr	Bd Wt	1148			Kinkead et al. 1985 MIL-H-5606
3	Rat (Fischer- 344)	4 hr	Bd Wt	110			Kinkead et al. 1987a; Kinkead et al. 1988 Pyroguard A-443
4	Rat (Fischer- 344)	4 hr	Bd Wt	180			Kinkead et al. 1987a; Kinkead et al. 1988 Quintolubric 95830W
5	Rat (Fischer- 344)	4 hr	Bd Wt	180			Kinkead et al. 1987a; Kinkead et al. 1988 Sunsafe F

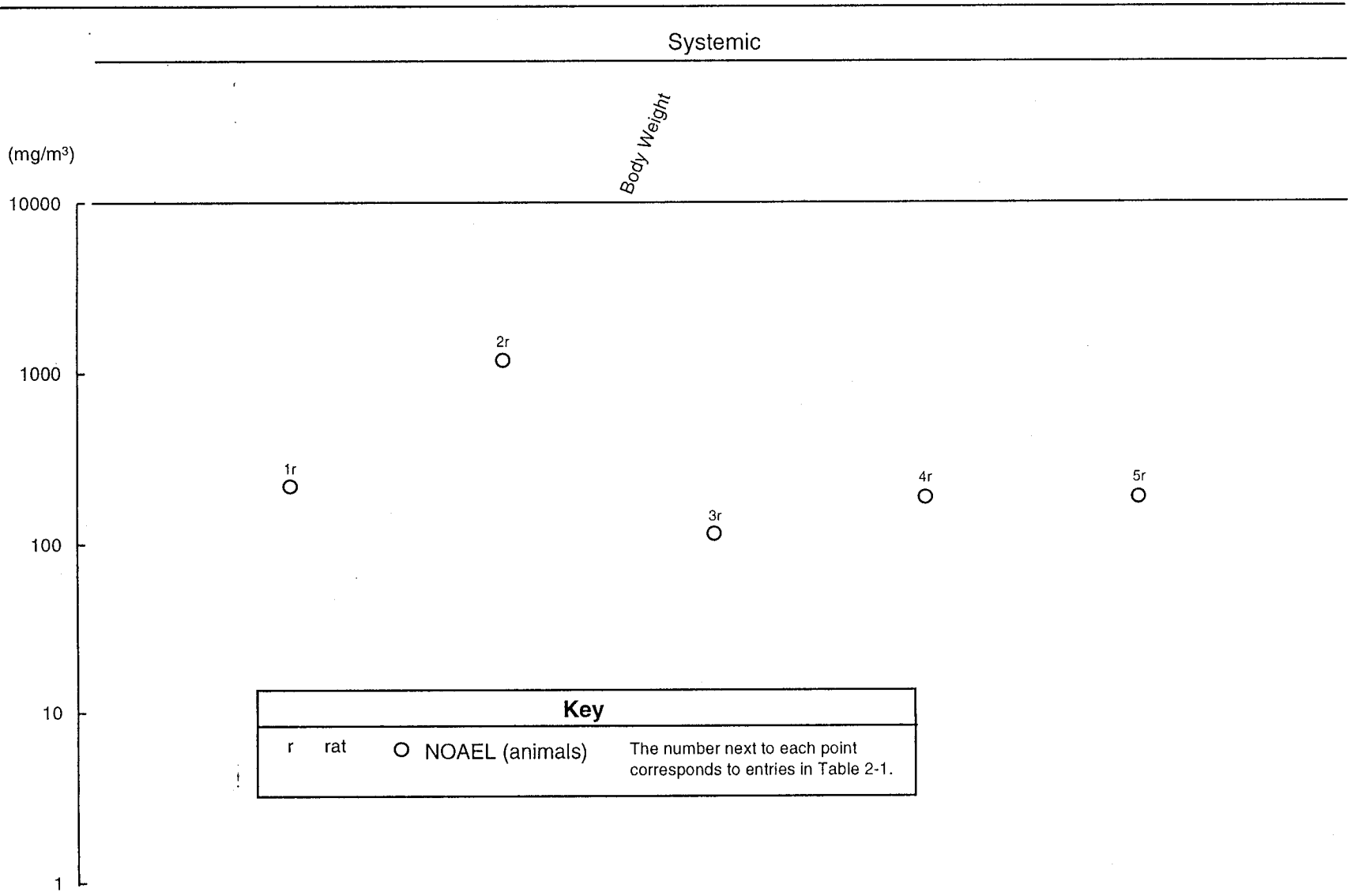
Table 2-1. Levels of Significant Exposure to Mineral Oil Hydraulic Fluids - Inhalation (continued)

Key to figure <sup>a</sup>	Species/ (strain)	Exposure/ Duration/ Frequency	System	NOAEL (mg/m <sup>3</sup> )	LOAEL		Reference Fluid Identity
					Less serious (mg/m <sup>3</sup> )	Serious (mg/m <sup>3</sup> )	
<b>INTERMEDIATE EXPOSURE</b>							
<b>Systemic</b>							
6	Rat (Fischer- 344)	90 d 23 hr/d	Resp	1.0			Kinhead et al. 1991 Houghto-Safe 5047F
			Cardio	1.0			
			Hepatic	1.0			
			Renal	1.0			
			Bd Wt	1.0			

<sup>a</sup>The number corresponds to entries in Figure 2-1.

Bd Wt = body weight; Cardio = cardiovascular; d = day(s); hr = hour(s); LOAEL = lowest-observed-adverse-effect level; NOAEL = no-observed-adverse-effect level; Resp = respiratory

**Figure 2-1. Levels of Significant Exposure to Mineral Oil Hydraulic Fluids - Inhalation**  
**Acute ( $\leq 14$  days)**



**Figure 2-1. Levels of Significant Exposure to Mineral Oil Hydraulic Fluids - Inhalation**  
**Intermediate (15-364) days)**

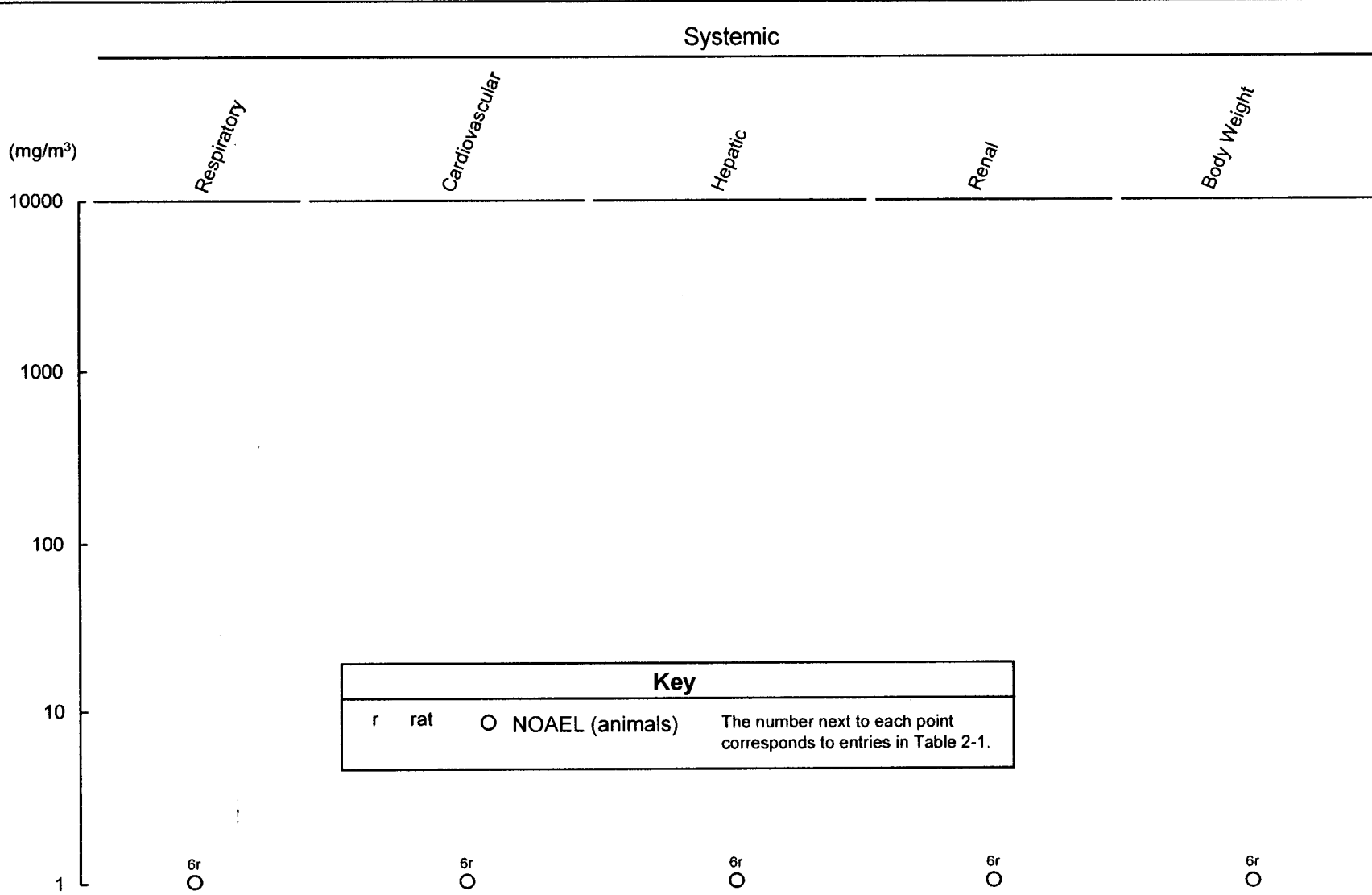


Table 2-2. Levels of Significant Exposure to Organophosphate Ester Hydraulic Fluids - Inhalation

Key to <sup>a</sup> figure	Species/ (strain)	Exposure/ Duration/ Frequency	System	NOAEL (mg/m3)	LOAEL		Reference Fluid Identity
					Less serious (mg/m3)	Serious (mg/m3)	
<b>ACUTE EXPOSURE</b>							
<b>Systemic</b>							
1	Rat (Sprague-Dawley)	4 hr	Resp	6350 F			Gaworski et al. 1986 Durad MP280
			Hepatic	6350 F			
			Renal	6350 F			
			Bd Wt	6350 F			
2	Rat (Sprague-Dawley)	4 hr	Resp	6310 F			Gaworski et al. 1986; Kinkead et al. 1992a Fyrquel 220
			Hepatic	6310 F			
			Renal	6310 F			
			Bd Wt	6310 F			
<b>Neurological</b>							
3	Rat (Sprague-Dawley)	4 hr			6190	(mild lethargy)	Gaworski et al. 1986 Durad MP280
4	Rat (Sprague-Dawley)	4 hr			5790	(mild lethargy)	Gaworski et al. 1986; Kinkead et al. 1992a Fyrquel 220
5	Mouse (Carworth Farms CF-1)	2-6 hr		363 M	757 M	(24% decrease in whole blood cholinesterase)	Sutton et al. 1960 TPP



Table 2-2. Levels of Significant Exposure to Organophosphate Ester Hydraulic Fluids - Inhalation (continued)

Key to <sup>a</sup> figure	Species/ (strain)	Exposure/ Duration/ Frequency	System	NOAEL (mg/m <sup>3</sup> )	LOAEL		Reference Fluid Identity
					Less serious (mg/m <sup>3</sup> )	Serious (mg/m <sup>3</sup> )	
<b>INTERMEDIATE EXPOSURE</b>							
<b>Death</b>							
6	Rabbit (New Zealand)	90 d				101 (8/8 died within 49 days)	MacEwen and Vernot 1983 Durad MP280
7	Rabbit (New Zealand)	90 d				100 (3/8 died)	MacEwen and Vernot 1983 Fyrquel 220
8	Rabbit (New Zealand)	52-163 d				102 (3/3 died)	Siegel et al. 1965 TAP1
<b>Systemic</b>							
9	Monkey (Squirrel)	6 wk 5 d/wk 8 hr/d	Resp  Cardio Hepatic Renal Bd Wt	50  50 50 50	25 (11% body weight loss)		Siegel et al. 1965 TAP1
10	Monkey (Squirrel)	108 d	Resp  Cardio Hepatic Renal	4.4  4.4 4.4 4.4			Siegel et al. 1965 TAP1

Table 2-2. Levels of Significant Exposure to Organophosphate Ester Hydraulic Fluids - Inhalation (continued)

Key to <sup>a</sup> figure	Species/ (strain)	Exposure/ Duration/ Frequency	System	NOAEL (mg/m <sup>3</sup> )	LOAEL		Reference Fluid Identity
					Less serious (mg/m <sup>3</sup> )	Serious (mg/m <sup>3</sup> )	
11	Rat (Fischer- 344)	21 d 5 d/wk 6 hr/d	Resp	990			Kinkead et al. 1990; Kinkead et al. 1989a cyclotriphos- phazene
			Cardio	990			
			Gastro	990			
			Hemato	990			
			Musc/skel	990			
			Hepatic	990			
			Renal		240	(hyaline droplet accumulation)	
			Endocr	990			
			Dermal	990			
			Ocular	990			
			Bd Wt	990			
12	Rat (Fischer- 344)	90 d	Resp	101			MacEwen and Vernot 1983 Durad MP 280
			Cardio	101			
			Gastro	101			
			Hepatic	101			
			Hemato	10.3	101	(leukocytosis)	
			Musc/skel	10.3		101 (kyphosis)	
			Renal	101			
			Bd Wt	101			

Table 2-2. Levels of Significant Exposure to Organophosphate Ester Hydraulic Fluids - Inhalation (continued)

Key to figure <sup>a</sup>	Species/ (strain)	Exposure/ Duration/ Frequency	System	NOAEL (mg/m <sup>3</sup> )	LOAEL		Reference Fluid Identity
					Less serious (mg/m <sup>3</sup> )	Serious (mg/m <sup>3</sup> )	
13	Rat (Fischer- 344)	21 d 5 d/wk 6 hr/d	Resp	251			MacEwen and Vernot 1983; Gaworski et al. 1986 Durad MP 280
			Cardio	251			
			Hemato	251			
			Hepatic	251			
			Renal	251			
Bd Wt	251						
14	Rat (Fischer- 344)	90 d	Hemato	10.3	101 M (leukocytosis)		MacEwen and Vernot 1983 Durad MP280
			Musc/skel	10.3	101 (kyphosis)		
15	Rat (Fischer- 344)	90 d	Resp	100			MacEwen and Vernot 1983 Fyrquel 220
			Cardio	100			
			Gastro	100			
			Hemato	100			
			Musc/skel	10.1	100 (kyphosis)		
			Hepatic	100			
			Renal	100			
			Endocr	100			
			Dermal	100			
Bd Wt	100						
16	Rat (Fischer- 344)	21 d 5 d/wk 6 hr/d	Resp	260			MacEwen and Vernot 1983; Gaworski et al. 1986 Fyrquel 220
			Cardio	260			
			Hemato	260			
			Hepatic	260			
			Bd Wt	260			

Table 2-2. Levels of Significant Exposure to Organophosphate Ester Hydraulic Fluids - Inhalation (continued)

Key to <sup>a</sup> figure	Species/ (strain)	Exposure/ Duration/ Frequency	System	NOAEL (mg/m <sup>3</sup> )	LOAEL		Reference Fluid Identity
					Less serious (mg/m <sup>3</sup> )	Serious (mg/m <sup>3</sup> )	
17	Rat (CrI:CD (SD)BR)	6 or 13 wk 5 d/wk 6 hr/d	Resp	5.3	100	(nasal discharge)	Healy et al. 1992; Monsanto 1987a, 1987b, 1989 Skydrol 500B-4
			Cardio	300			
			Gastro	300			
			Hemato	100	300	(decreased RBC, hematocrit, hemoglobin levels)	
			Musc/skel	300			
			Hepatic	100	300	(mild hepatocellular vacuolation and increased liver weight)	
			Renal	300			
			Endocr	300			
			Ocular	300			
			Dermal	300			
Bd Wt	300						
18	Rat (Long- Evans)	36-163 d	Resp	110			Siegel et al. 1965 TAP1
			Cardio	110			
			Hepatic	110			
			Renal	110			
19	Hamster (Golden)	90 d	Resp	101 M			MacEwen and Vernot 1983 Durad MP280
			Cardio	101 M			
			Gastro	101 M			
			Hepatic	101 M			
			Renal	101 M			
			Endocr	101 M			
			Dermal	101 M			
			Bd Wt	101 M			

Table 2-2. Levels of Significant Exposure to Organophosphate Ester Hydraulic Fluids - Inhalation (continued)

Key to <sup>a</sup> figure	Species/ (strain)	Exposure/ Duration/ Frequency	System	NOAEL (mg/m <sup>3</sup> )	LOAEL		Reference Fluid Identity
					Less serious (mg/m <sup>3</sup> )	Serious (mg/m <sup>3</sup> )	
20	Hamster (Golden Syrian)	21 d 5 d/wk 6 hr/d	Resp	251 M			MacEwen and Vernot 1983; Gaworski et al. 1986 Durad MP280
			Cardio	251 M			
			Hepatic	251 M			
			Renal	251 M			
			Endocr	251 M			
	Bd Wt	251 M					
21	Hamster (Golden)	90 d	Resp	100 M			MacEwen and Vernot 1983 Fyrquel 220
			Cardio	100 M			
			Gastro	100 M			
			Hepatic	100 M			
			Renal	100 M			
			Endocr	100 M			
			Dermal	100 M			
	Bd Wt	100 M					
22	Hamster (Golden Syrian)	21 d 5 d/wk 6 hr/d	Resp	260 M			MacEwen and Vernot 1983; Gaworski et al. 1986 Fyrquel 220
			Cardio	260 M			
			Hepatic	260 M			
			Renal	260 M			
			Bd Wt	260 M			
23	Dog (Beagle)	30 d 8 hr/d 5 d/wk	Resp	50			Siegel et al. 1965 TAP1
			Cardio	50			
			Hepatic	50			
			Renal	50			
			Bd Wt	25	50 (1-10% loss of body weight)		

Table 2-2. Levels of Significant Exposure to Organophosphate Ester Hydraulic Fluids - Inhalation (continued)

Key to <sup>a</sup> figure	Species/ (strain)	Exposure/ Duration/ Frequency	System	NOAEL (mg/m <sup>3</sup> )	LOAEL		Reference Fluid Identity
					Less serious (mg/m <sup>3</sup> )	Serious (mg/m <sup>3</sup> )	
24	Dog (Beagle)	36-136 d	Resp	103			Siegel et al. 1965 TAP1
			Cardio	103			
			Hepatic	103			
			Renal	103			
25	Rabbit (New Zealand)	90 d	Resp	101			MacEwen and Vernot 1983 Durad MP280
			Cardio	101			
			Gastro	101			
			Hepatic	101			
			Renal	101			
			Endocr	101			
			Dermal	101			
26	Rabbit (New Zealand)	21 d 5 d/wk 6 hr/d	Resp	251			MacEwen and Vernot 1983; Gaworski et al. 1986 Durad MP280
			Cardio	251			
			Hemato	251			
			Hepatic	251			
			Renal	251			
			Endocr	251			
			Bd Wt	251			

Table 2-2. Levels of Significant Exposure to Organophosphate Ester Hydraulic Fluids - Inhalation (continued)

Key to figure <sup>a</sup>	Species/ (strain)	Exposure/ Duration/ Frequency	System	NOAEL (mg/m <sup>3</sup> )	LOAEL		Reference Fluid Identity
					Less serious (mg/m <sup>3</sup> )	Serious (mg/m <sup>3</sup> )	
27	Rabbit (New Zealand)	90 d	Resp	100			MacEwen and Vernot 1983 Fyrquel 220
			Cardio	100			
			Gastro	100			
			Hepatic	100			
			Renal	100			
			Endocr	100			
			Dermal	100			
28	Rabbit (New Zealand)	21 d 5 d/wk 6 hr/d	Resp	260			MacEwen and Vernot 1983; Gaworski et al. 1986 Fyrquel 220
			Cardio	260			
			Gastro		26 (transient diarrhea)		
			Hemato	260			
			Hepatic	260			
			Renal	260			
			Bd Wt	260			
			<b>Immunological/Lymphoreticular</b>				
29	Rat (Fischer- 344)	21 d 5 d/wk 6 hr/d		990			Kinkead et al. 1990; Kinkead et al. 1989a cyclotriphosphazene
30	Rat (Fischer- 344)	21 d 5 d/wk 6 hr/d		251			MacEwen and Vernot 1983; Gaworski et al. 1986 Durad MP280
31	Rat (Fischer- 344)	21 d 5 d/wk 6 hr/d		260			MacEwen and Vernot 1983; Gaworski et al. 1986 Fyrquel 220

Table 2-2. Levels of Significant Exposure to Organophosphate Ester Hydraulic Fluids - Inhalation (continued)

Key to <sup>a</sup> figure	Species/ (strain)	Exposure/ Duration/ Frequency	System	NOAEL (mg/m <sup>3</sup> )	LOAEL		Reference Fluid Identity
					Less serious (mg/m <sup>3</sup> )	Serious (mg/m <sup>3</sup> )	
32	Rat (CrI:CD (SD)BR)	6 or 13 wk 5 d/wk 6 hr/d		300			Healy et al. 1992; Monsanto 1987a, 1987b, 1989 Skydrol 500B-4
33	Hamster (Golden Syrian)	21 d 5 d/wk 6 hr/d		251 M			MacEwen and Vernot 1983; Gaworski et al. 1986 Durad MP280
34	Hamster (Golden)	90 d		100 M			MacEwen and Vernot 1983 Fyrquel 220
35	Hamster (Golden Syrian)	21 d 5 d/wk 6 hr/d		260 M			MacEwen and Vernot 1983; Gaworski et al. 1986 Fyrquel 220
36	Rabbit (New Zealand)	90 d		101			MacEwen and Vernot 1983 Durad MP280
37	Rabbit (New Zealand)	21 d 5 d/wk 6 hr/d		251			MacEwen and Vernot 1983; Gaworski et al. 1986 Durad MP280
38	Rabbit (New Zealand)	90 d		100			MacEwen and Vernot 1983 Fyrquel 220
39	Rabbit (New Zealand)	21 d 5 d/wk 6 hr/d		260			MacEwen and Vernot 1983; Gaworski et al. 1986 Fyrquel 220



Table 2-2. Levels of Significant Exposure to Organophosphate Ester Hydraulic Fluids - Inhalation (continued)

Key to <sup>a</sup> figure	Species/ (strain)	Exposure/ Duration/ Frequency	System	NOAEL (mg/m <sup>3</sup> )	LOAEL		Reference Fluid Identity
					Less serious (mg/m <sup>3</sup> )	Serious (mg/m <sup>3</sup> )	
<b>Neurological</b>							
40	Monkey (Squirrel)	108 d.		4.4			Siegel et al. 1965 TAP1
41	Monkey (Squirrel)	30 x 5 d/wk 8 hr/d		50			Siegel et al. 1965 TAP1
42	Rat (Fischer- 344)	21 d 5 d/wk 6 hr/d		990			Kinkead et al 1990; Kinkead et al. 1989a cyclotriphosphazene
43	Rat (Fischer- 344)	90 d		10.3		101 M (kyphosis; decline in tail tip curl)	MacEwen and Vernot 1983 Durad MP280
44	Rat (Fischer- 344)	90 d		10.1		100 (kyphosis, decline in tail tip curl)	MacEwen and Vernot 1983 Fyrquel 220
45	Rat (CrI:CD (SD)BR)	6 or 13 wk 5 d/wk 6 hr/d		100	300	(excessive salivation)	Healy et al. 1992; Monsanto 1987a, 1987b, 1989 Skydrol 500B-4
46	Rat (Long- Evans)	36-163 d continuous		110			Siegel et al. 1965 TAP1
47	Hamster (Golden)	90 d		101 M			MacEwen and Vernot 1983 Durad MP280
48	Hamster (Golden)	90 d		100 M			MacEwen and Vernot 1983 Fyrquel 220
49	Dog (Beagle)	36-163 d		103			Siegel et al. 1965 TAP1

Table 2-2. Levels of Significant Exposure to Organophosphate Ester Hydraulic Fluids - Inhalation (continued)

Key to <sup>a</sup> figure	Species/ (strain)	Exposure/ Duration/ Frequency	System	NOAEL (mg/m3)	LOAEL		Reference Fluid Identity
					Less serious (mg/m3)	Serious (mg/m3)	
50	Rabbit (New Zealand)	90 d		10.3		101 (cachexia, head droop, anorexia, and lethargy)	MacEwen and Vernot 1983 Durad MP280
51	Rabbit (New Zealand)	90 d		100			MacEwen and Vernot 1983 Fyrquel 220
52	Rabbit (New Zealand)	52-163 d		34		102 (hind limb paralysis in 3/3 rabbits)	Siegel et al. 1965 TAP1
53	Chicken (White Vantress)	36-163 d		4.4 F		23 F (severe delayed neuropathy in 2/7 hens)	Siegel et al. 1965 TAP1
<b>Reproductive</b>							
54	Rat (Fischer- 344)	21 d 5 d/wk 5 hr/d		990			Kinkead et al. 1990; Kinkead et al. 1989a cyclotriphosphazene
55	Rat (Fischer- 344)	90 d		10.3		101 M (testicular atrophy)	MacEwen and Vernot 1983 Durad MP280
56	Rat (Fischer- 344)	90 d		100			MacEwen and Vernot 1983 Fyrquel 220
57	Rat (CrI:CD(SD) BR)	13 wk 5 d/wk 6 hr/d		300			Healy et al. 1992; Monsanto 1987a, 1987b, 1989 Skydrol 500B-4

<sup>a</sup>The number corresponds to entries in Figure 2-2.

Bd Wt = body weight; Cardio = cardiovascular; d = day(s); Endocr = endocrine; exp. = exposure(s); F = female; Gastro = gastrointestinal; Hemato = hematological; LOAEL = lowest-observed-adverse-effect level; M = male; Musc/skel = musculoskeletal; NOAEL = no-observed-adverse-effect level; RBC = red blood cell; Resp = respiratory; TAP1 = triaryl phosphate hydraulic fluid (TAP1 is similar, if not identical, to Cellulube 220); TPP = triphenyl phosphate; wk = week(s); x = times.

Figure 2-2. Levels of Significant Exposure to Organophosphate Ester Hydraulic Fluids Inhalation

Acute ( $\leq 14$  days)

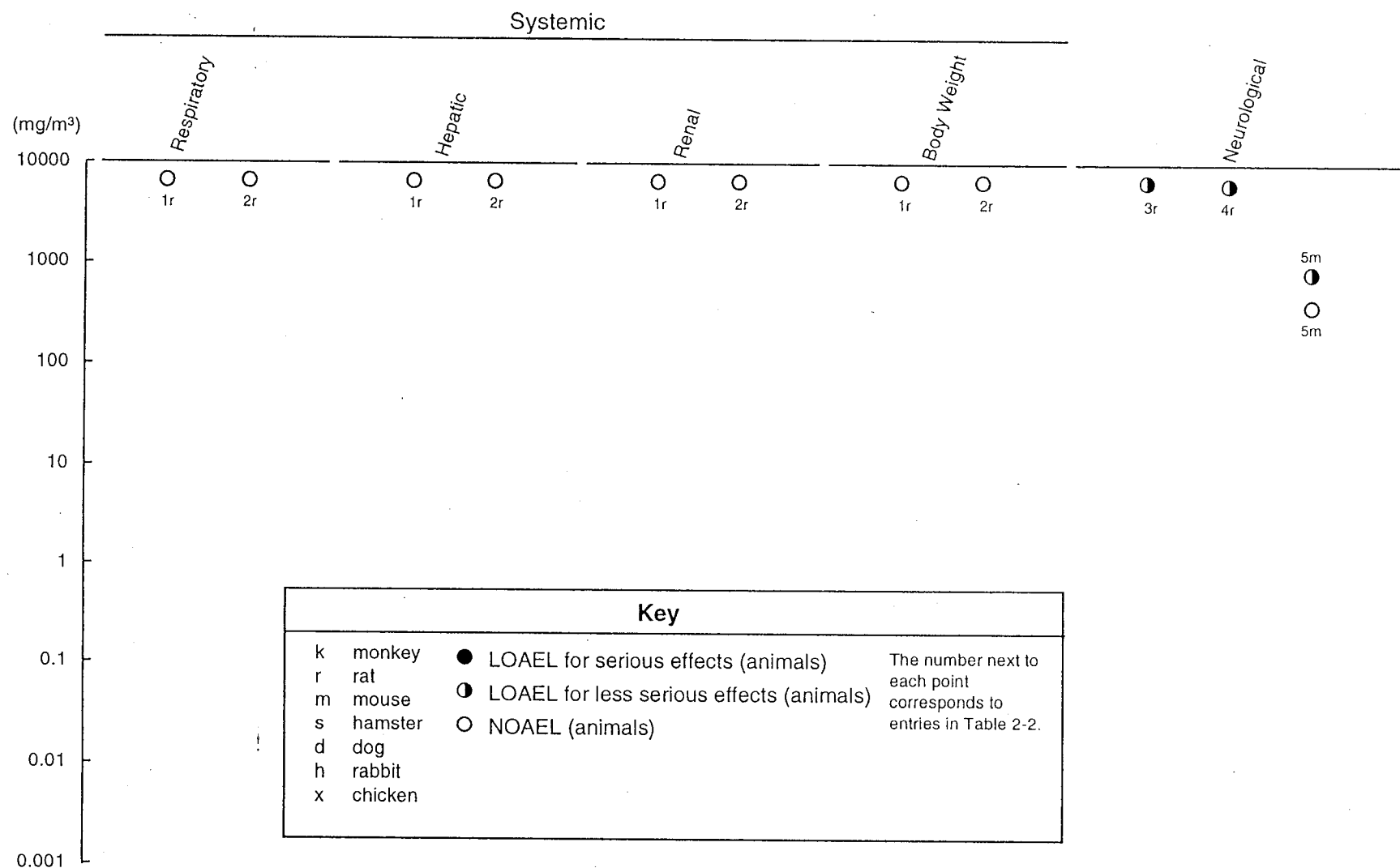
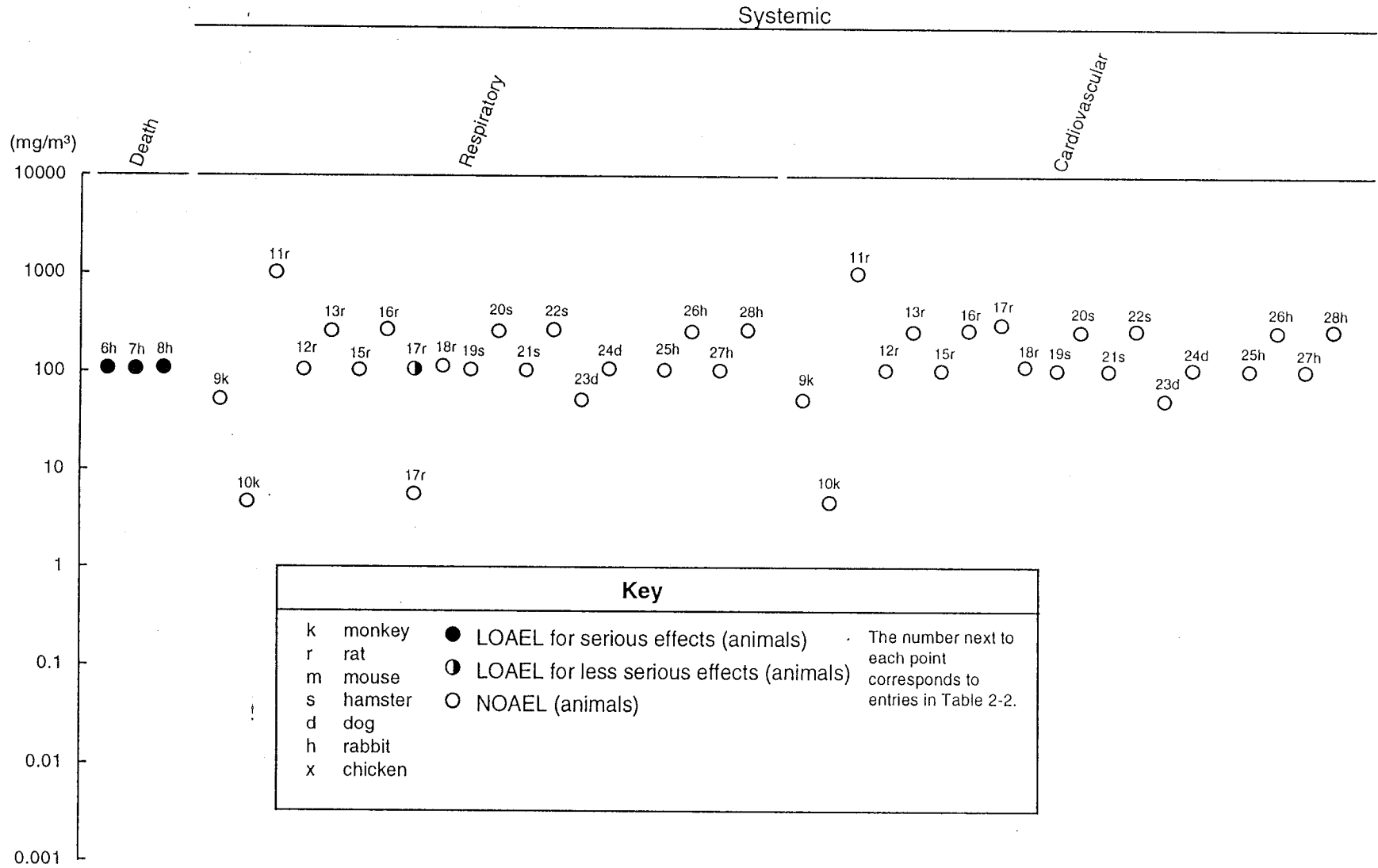
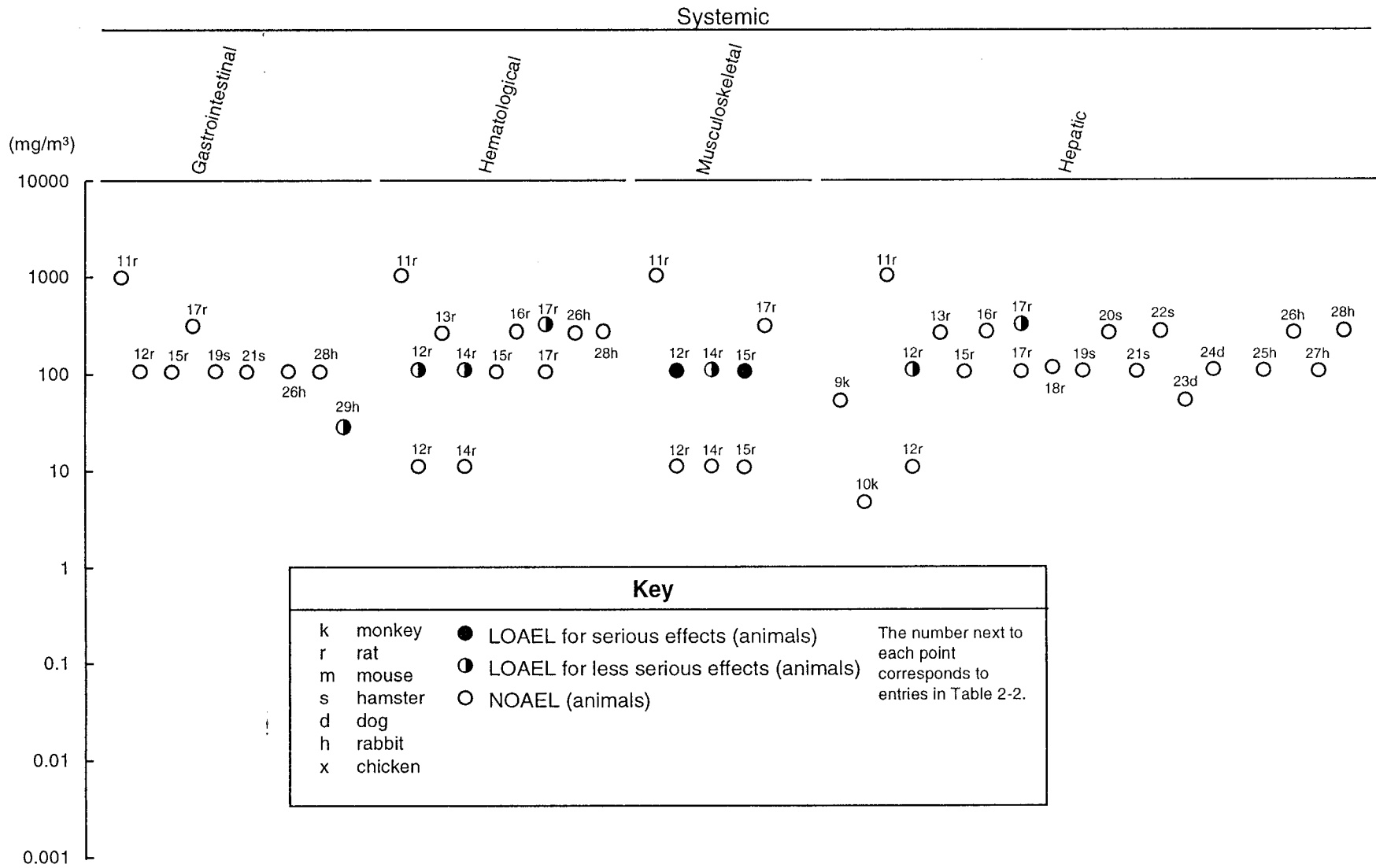


Figure 2-2. Levels of Significant Exposure to Organophosphate Ester Hydraulic Fluids Inhalation (cont.)

Intermediate (15-364 days)

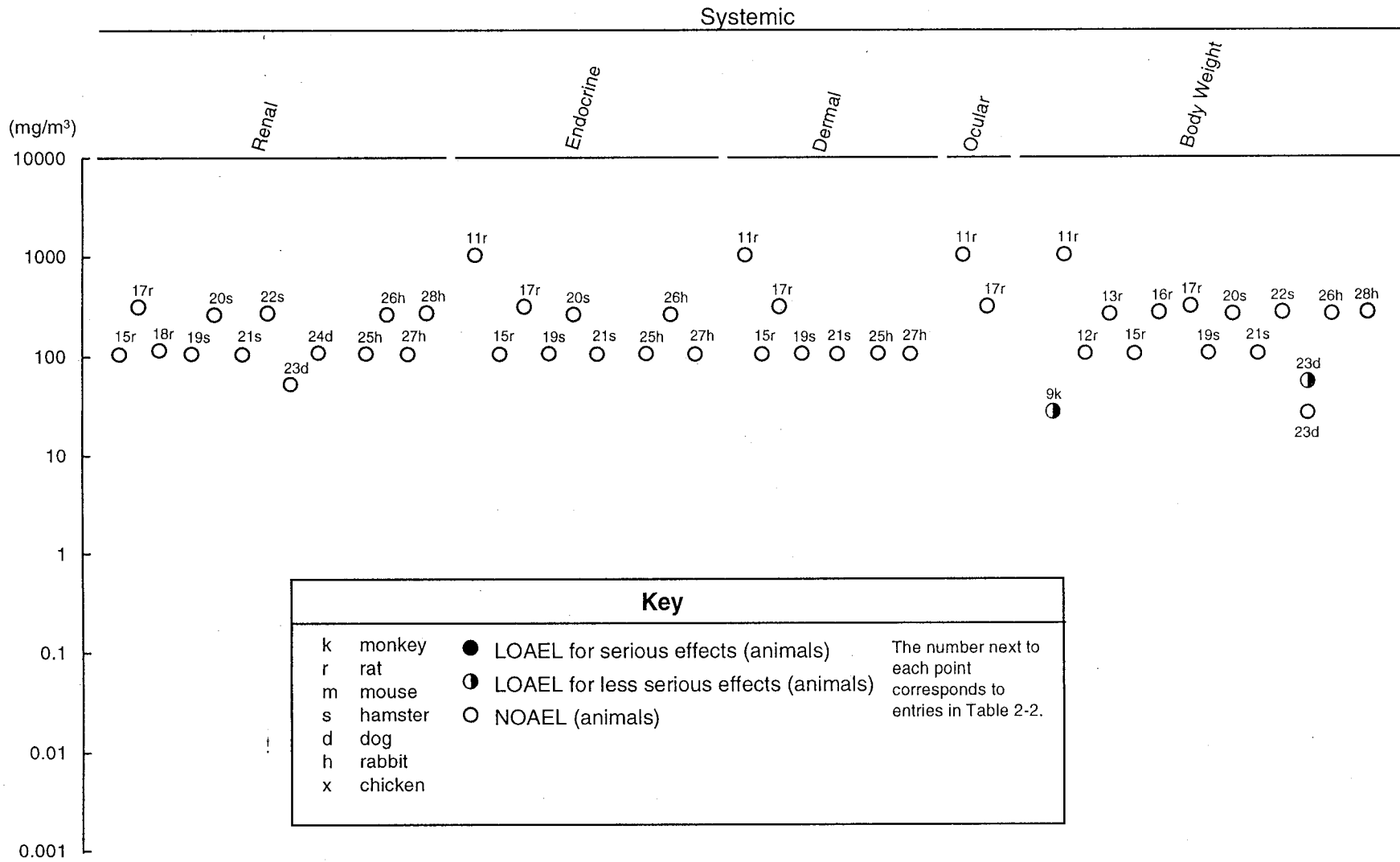


**Figure 2-2. Levels of Significant Exposure to Organophosphate Ester Hydraulic Fluids Inhalation (cont.)**  
**Intermediate (15-364 days)**



**Figure 2-2. Levels of Significant Exposure to Organophosphate Ester Hydraulic Fluids Inhalation (cont.)**

Intermediate (15-364 days)



**Figure 2-2. Levels of Significant Exposure to Organophosphate Ester Hydraulic Fluids Inhalation (cont.)**

Intermediate (15-364 days)

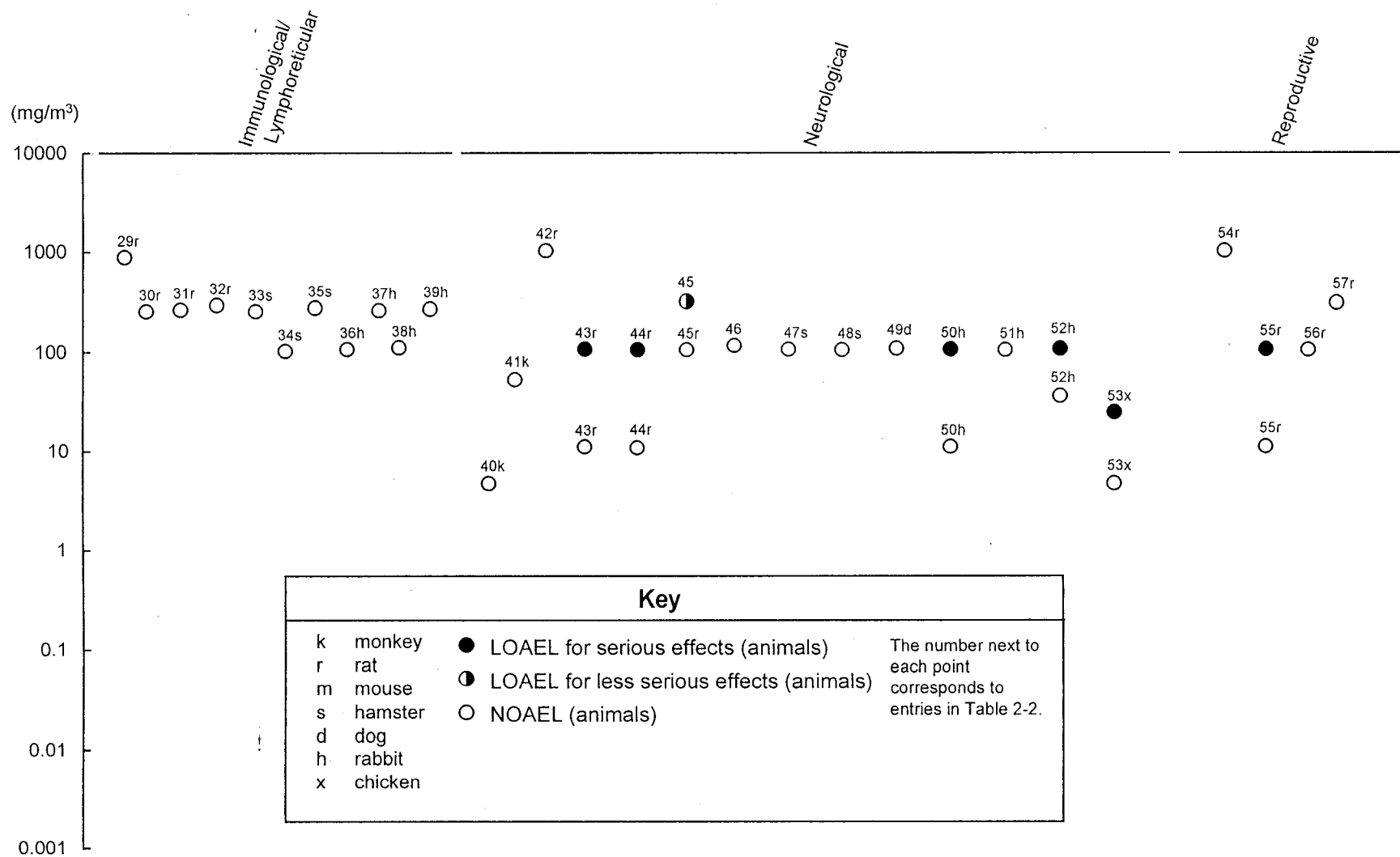


Table 2-3. Levels of Significant Exposure to Polyalphaolefin Hydraulic Fluids - Inhalation

Key to figure <sup>a</sup>	Species/ (strain)	Exposure/ Duration/ Frequency	System	NOAEL (mg/m3)	LOAEL		Reference Fluid Identity
					Less serious (mg/m3)	Serious (mg/m3)	
<b>ACUTE EXPOSURE</b>							
<b>Death</b>							
1	Rat (Sprague-Dawley)	4 hr				1620 M (LC <sub>50</sub> ) 1390 F (LC <sub>50</sub> )	Kinkead et al. 1987b (B85-174)
2	Rat (Sprague-Dawley)	4 hr				6430 (9/10 died)	MacEwen and Vernot 1983 (DTNSRDC N501)
3	Rat (Sprague-Dawley)	4 hr				2390 M (LC <sub>50</sub> ) 1670 F (LC <sub>50</sub> )	MacEwen and Vernot 1983 (DTNSRDC N501)
4	Rat (Fischer- 344)	4 hr				2130 M (LC <sub>50</sub> ) 1500 F (LC <sub>50</sub> )	Kinkead et al. 1992b (MIL-H-83282LT)
<b>Systemic</b>							
5	Rat (Sprague-Dawley)	4 hr	Resp			880 (congested lungs, bloody nasal discharge, rapid and shallow breathing)	Kinkead et al. 1987b (B85-174)
			Musc/skel			880 (kyphosis)	
6	Rat (Sprague-Dawley)	4 hr	Bd Wt	5430			MacEwen and Vernot 1983 (DTNSRDC N517)
7	Rat (Sprague-Dawley)	4 hr	Bd Wt	5350			MacEwen and Vernot 1983 (DTNSRDC N518)



Table 2-3 Levels of Significant Exposure to Polyalphaolefin Hydraulic Fluids - Inhalation (continued)

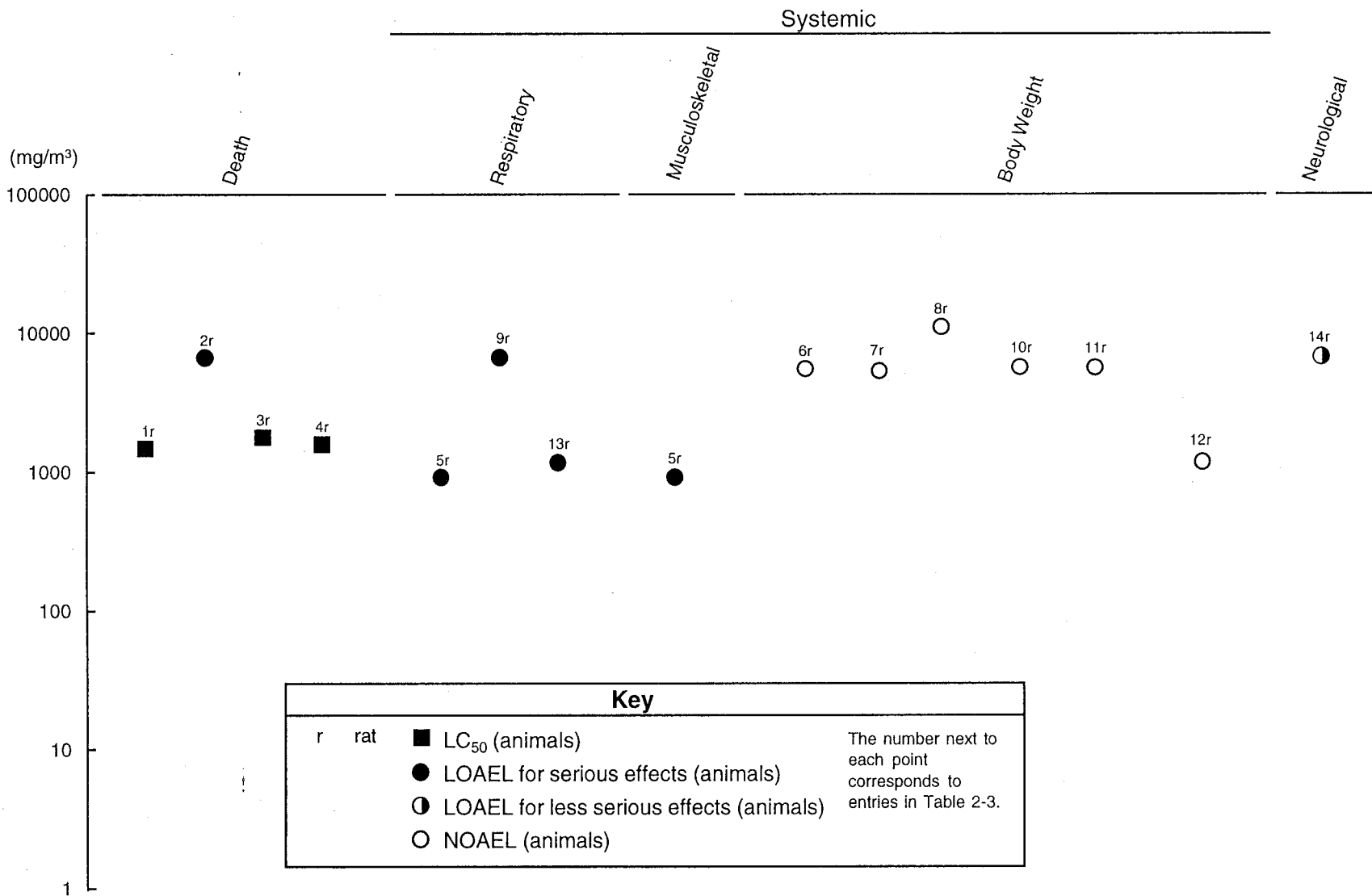
Key to figure <sup>a</sup>	Species/ (strain)	Exposure/ Duration/ Frequency	System	NOAEL (mg/m <sup>3</sup> )	LOAEL		Reference Fluid Identity
					Less serious (mg/m <sup>3</sup> )	Serious (mg/m <sup>3</sup> )	
8	Rat (Sprague- Dawley)	4 hr	Bd Wt	10720			MacEwen and Vernot 1983 (DTNSRDC N448)
9	Rat (Sprague- Dawley)	4 hr	Resp			6430 (labored breathing)	MacEwen and Vernot 1983 (DTNSRDC N501)
10	Rat (Sprague- Dawley)	4 hr	Bd Wt	5330			MacEwen and Vernot 1983 (DTNSRDC N525)
11	Rat (Sprague- Dawley)	4 hr	Bd Wt	5470			MacEwen and Vernot 1983 (DTNSRDC N527)
12	Rat (Sprague- Dawley)	6 hr	Bd Wt	1130			Kinkead et al. 1985 (MIL-H-83282)
13	Rat (Fischer- 344)	4 hr	Resp			1120 (severe acute irritation of the respiratory system, perivascular and peribronchial edema)	Kinkead et al. 1992b (MIL-H-83282LT)
<b>Neurological</b>							
14	Rat (Sprague- Dawley)	4 hr			6430	(lethargy)	MacEwen and Vernot 1983 (DTNSRDC N501)

<sup>a</sup>The number corresponds to entries in Figure 2-3.

Bd Wt = body weight; F = female; hr = hour(s); LC<sub>50</sub> = lethal concentration, 50% kill; LOAEL = lowest-observed-adverse-effect-level; M = male; Musc/skel = musculoskeletal; NOAEL = no-observed-adverse-effect level; Resp = respiratory.

**Figure 2-3. Levels of Significant Exposure to Polyalphaolefin Hydraulic Fluids - Inhalation**

**Acute ( $\leq 14$  days)**



## 2. HEALTH EFFECTS

Houghto-Safe 5047F (Kinkead et al. 1991). A U.S. military fluid designated as MLH-5606 likewise produced no deaths in rats within 14 days of single 6-hour exposures to an aerosol concentration of 1,148 mg/m<sup>3</sup> (Kinkead et al. 1985). Additional information on lethality of mineral oil hydraulic fluids in animals after inhalation exposure was not located. The available mineral oil hydraulic fluid studies (presented in Table 2-1 and Figure 2-1) were not designed to examine lethality, and probably did not use high enough concentrations to cause death.

***Organophosphate Ester Hydraulic Fluids.*** No studies were located regarding death in humans after inhalation exposure to organophosphate ester hydraulic fluids.

Single 4-hour exposures to aerosols of U.S. military fluids Durad MP280 and Fyrquel 220 produced no deaths in male rats at respective concentrations of 6,190 and 5,790 mg/m<sup>3</sup> and female rats exposed to 6,350 and 6,310 mg/m<sup>3</sup>, respectively (Gaworski et al. 1986; Kinkead et al. 1992a). Daily 4-hour exposures over an 1 1-day period caused death to a single rabbit exposed to 2,000 mg/m<sup>3</sup> of Cellulube 220 (Carpenter et al. 1959).

Intermediate-duration inhalation exposures to aerosols of a few organophosphate ester hydraulic fluids (Durad MP280 and triaryl phosphate ester) produced lethal neurotoxic effects in chickens and rabbits (MacEwen and Vemot 1983; Siegel 1965). Rats and hamsters appear to be less susceptible to the neurotoxic action of organophosphate esters; tests of several organophosphate fluids produced no deaths in rats exposed to substantial aerosol concentrations.

Aerosols of Cellulube 220 produced deaths associated with severe dyspnea and mild diarrhea in one of two rabbits exposed to 2,000 mg/m<sup>3</sup> for ≤4 hours/day, 5 days/week for 11 or 22 days (Carpenter et al. 1959). Continuous exposure for ~30-160 days to aerosols of a triaryl phosphate U.S. military hydraulic fluid (see Table 3-2), at concentrations ≤110 mg/m<sup>3</sup>, produced no deaths in dogs or rats, but deaths associated with severe neurotoxic symptoms occurred in chickens exposed to concentrations ≥23 mg/m<sup>3</sup> and in rabbits exposed to 102 mg/m<sup>3</sup> (Siegel et al. 1965). Aerosols of Durad MP280 or Fyrquel 220 (continuous exposure for 90 days) produced no deaths in rats or hamsters exposed to 100 mg/m<sup>3</sup>. Deaths associated with lethargy, cachexia, and head droop occurred in rabbits exposed to 101 mg/m<sup>3</sup> Durad MP280, but not in rabbits exposed to 100 mg/m<sup>3</sup> Fyrquel 220 (MacEwen and Vemot 1983). Some of the Durad MP280-exposed rabbits were also infected with *Pasteurella*, which may have contributed to neurological symptoms. No deaths occurred in rats exposed to cyclotriphosphazene at 990 mg/m<sup>3</sup>, 6 hours/day, 5 days/week for 21 days

## 2. HEALTH EFFECTS

(Kinkead et al. 1989a, 1990) or in rats exposed to aerosols of Skydrol 500B-4 at concentrations  $\leq 300$  mg/m<sup>3</sup>, 6 hours/day, 5 days/week for 13 weeks (Healy et al. 1992; Monsanto 1987a, 1987b, 1989). The LOAEL values for death are presented in Table 2-2 and Figure 2-2.

***Polyalphaolefin Hydraulic Fluids.*** No studies were located regarding death in humans after inhalation exposure to polyalphaolefin hydraulic fluids.

The LC<sub>50</sub> values (single 4-hour exposures) for male and female rats, respectively, were determined for several U.S. military polyalphaolefin hydraulic fluids as follows: DTNSRDC N501, 2, 390 and 1,670 mg/m<sup>3</sup> (MacEwen and Vemot 1983); MIL-H-83282LT, 2,130 and 1,500 mg/m<sup>3</sup> (Kinkead et al. 1992b); and B85-174, 1,620 and 1,390 mg/m<sup>3</sup> (Kinkead et al. 1987b). Kinkead et al. (1992b) speculated from observations of pulmonary edema in the dead rats that deaths were caused by acute respiratory irritation. Several other U.S. military fluids produced no deaths in rats within 14 days of single 4-hour exposures to the following aerosol concentrations: DTNSRDC N527, 5, 470 mg/m<sup>3</sup>; DTNSRDC N448, 10, 720 mg/m<sup>3</sup>; DTNSRDC N518, 5, 350 mg/m<sup>3</sup>; DTNSRDC N517, 5, 430 mg/m<sup>3</sup>; and DTNSRDC N525, 5, 470 mg/m<sup>3</sup> (MacEwen and Vemot 1983). These acute-duration LOAEL values for death are recorded in Table 2-3 and Figure 2-3.

### 2.2.1.2 Systemic Effects

The highest NOAEL values and all LOAEL values from each reliable study for systemic effects in each species and duration category are recorded in Tables 2-1, 2-2, and 2-3 and plotted in Figures 2-1, 2-2, and 2-3 for mineral oil hydraulic fluids, organophosphate ester hydraulic fluids, and polyalphaolefin hydraulic fluids, respectively. Data for systemic effects (respiratory, cardiovascular, gastrointestinal, hematological, musculoskeletal, hepatic, renal, dermal, and ocular) from chicken studies were not presented in the LSE tables or figures because the appropriateness of nonmammalian models for human systemic effects is not known. However, chickens have been shown to be a sensitive species for neurological effects, and data from chickens are included in both the LSE tables and figures.

### Respiratory Effects.

***Mineral Oil Hydraulic Fluids.*** No studies were located regarding respiratory effects in humans after inhalation exposure to mineral oil hydraulic fluids.

## 2. HEALTH EFFECTS

Histopathological examination of the lungs from male and female Fischer 344 rats exposed to  $\leq 1.0$  mg/m<sup>3</sup> of the water-in-oil emulsion hydraulic fluid Houghto-Safe 5047F for 90 days, 23 hours/day, showed no treatment-related lesions (Kinkead et al. 1991).

***Organophosphate Ester Hydraulic Fluids.*** No studies were located regarding respiratory effects in humans after inhalation exposure to organophosphate ester hydraulic fluids.

Single 4-hour exposures to aerosols of U.S. military fluids Durad MP280 and Fyrquel220 produced no adverse respiratory effects in male Sprague-Dawley rats at respective concentrations of 6,190 and 5,790 mg/m<sup>3</sup> and female Sprague-Dawley rats exposed to 6,350 and 6,310 mg/m<sup>3</sup>, respectively (Gaworski et al. 1986; Kinkead et al. 1992a). Acute exposure to  $\approx 6,300$  mg/m<sup>3</sup> of Fyrquel 220 (Gaworski et al. 1986; Kinkead et al. 1992a) or Durad MP280 (Gaworski et al. 1986) did not result in respiratory tract damage in rats.

Following intermediate-duration exposure to organophosphate ester hydraulic fluids, reversible rapid respirations were observed in rabbits exposed to 2,000 mg/m<sup>3</sup> of a triaryl phosphate hydraulic fluid (Cellulube 220) (Carpenter et al. 1959) and reddish nasal discharge (likely to be indicative of respiratory tract irritation) was observed in rats exposed to 100 mg/m<sup>3</sup> of Skydrol 500B-4 (Healy et al. 1992; Monsanto 1987a, 1987b, 1989). The NOAEL for nasal discharge was 5.3 mg/m<sup>3</sup>. Most studies that examined the respiratory tract did not find gross or histological alterations. Intermediate-duration exposure of rats, rabbits, dogs, hamsters, or monkeys to Fyrquel 220 (Gaworski et al. 1986; MacEwen and Vemot 1983), Durad MP280 (Gaworski et al. 1986; MacEwen and Vemot 1983), and triaryl phosphate (Siegel et al. 1965) also did not result in adverse respiratory tract effects. The NOAEL values following intermediate-duration exposure ranged from 100 to 260 mg/m<sup>3</sup> for rats, 50 to 260 mg/m<sup>3</sup> for rabbits, 50 to 103 mg/m<sup>3</sup> for dogs, 100 to 260 mg/m<sup>3</sup> for hamsters, and 4.4 to 50 mg/m<sup>3</sup> for monkeys. It should be noted that the 90-day NOAELs for Durad MP280 and Fyrquel 220 in rats, hamsters, and rabbits were based on gross pathology only (MacEwen and Vemot 1983). Intermediate-duration exposure to 990 mg/m<sup>3</sup> cyclotriphosphazene had no adverse respiratory effects on rats (Kinkead et al. 1989a, 1990). No chronic-duration inhalation studies examining the respiratory tract were located.

***Polyalphaolefin Hydraulic Fluids.*** No studies were located regarding respiratory effects in humans after inhalation exposure to polyalphaolefin hydraulic fluids.

## 2. HEALTH EFFECTS

Certain polyalphaolefin hydraulic fluids appear to be respiratory tract irritants in animals. Bloody nasal discharge, rapid and shallow breathing, and lung congestion have been observed in rats exposed to 880 mg/m<sup>3</sup> of a polyalphaolefin hydraulic fluid designated as B85-174 for 4 hours (Kinkead et al. 1987b). Exposure to a lethal concentration (1,120 mg/m<sup>3</sup>) of a polyalphaolefin designated as MIL-H-83282LT resulted in perivascular and peribronchial edema in rats (Kinkead et al. 1992b). Labored breathing has also been observed in rats exposed for 4 hours to a lethal concentration (6,430 mg/m<sup>3</sup>) of a polyalphaolefin hydraulic fluid designated as DTNSRDC N501 (MacEwen and Vet-not 1983). No longer-term studies examining respiratory effects were located.

### **Cardiovascular Effects.**

***Mineral Oil Hydraulic Fluids.*** No studies were located regarding cardiovascular effects in humans after inhalation exposure to mineral oil hydraulic fluids.

Histopathological examination of the heart from male and female Fischer 344 rats exposed to  $\leq 1.0$  mg/m<sup>3</sup> of the water-in-oil emulsion hydraulic fluid Houghto-Safe 5047F for 90 days, 23 hours/day, showed no treatment-related lesions (Kinkead et al. 1991).

***Organophosphate Ester Hydraulic Fluids.*** No studies were located regarding cardiovascular effects in humans after inhalation exposure to organophosphate ester hydraulic fluids.

Following intermediate-duration exposure, no cardiovascular effects were observed in rats, rabbits, hamsters, dogs, or monkeys exposed to Durad MP280 (Gaworski et al. 1986; MacEwen and Vemot 1983), Fyrquel220 (Gaworski et al. 1986; MacEwen and Vemot 1983), Skydrol 500B-4 (Healy et al. 1992; Monsanto 1987a, 1987b, 1989), cyclotriphosphazene (Kinkead et al. 1989a, 1990), Cellulube 220 (Carpenter et al. 1959) or triaryl phosphate hydraulic fluids (Siegel et al. 1965). The ranges of NOAEL values were 100-260 mg/m<sup>3</sup> for rats, 251-2,000 mg/m<sup>3</sup> for rabbits, 100-260 mg/m<sup>3</sup> for hamsters, 50-103 mg/m<sup>3</sup> for dogs, and 4.4-50 mg/m<sup>3</sup> for monkeys. It should be noted that the 90-day NOAELs for Durad MP280 and Fyrquel 220 in rats, hamsters, and rabbits were based on gross pathology only (MacEwen and Vemot 1983). Intermediate-duration exposure to 990 mg/m<sup>3</sup> cyclotriphosphazene had no adverse cardiovascular effects on rats (Kinkead et al. 1989a, 1990). No studies examining cardiovascular end points following acute-or chronic-duration inhalation exposure were located.

## 2. HEALTH EFFECTS

***Polyalphaolefin Hydraulic Fluids.*** No studies were located regarding cardiovascular effects in humans or animals after inhalation exposure to polyalphaolefin hydraulic fluids.

### **Gastrointestinal Effects.**

***Mineral Oil Hydraulic Fluids.*** No studies were located regarding gastrointestinal effects in humans or animals after inhalation exposure to mineral oil hydraulic fluids.

***Organophosphate Ester Hydraulic Fluids.*** No studies were located regarding gastrointestinal effects in humans after inhalation exposure to organophosphate ester hydraulic fluids.

Mild diarrhea was reported for an acute-duration study on a single rabbit exposed to Cellulube 220 (Carpenter et al. 1959), and transient diarrhea was reported in rabbits exposed to 26 mg/m<sup>3</sup> Fyrquel 220 for 21 days for 6 hours a day (Gaworski et al. 1986; MacEwen and Vernot 1983). In most studies, diarrhea and/or gross or histological alterations in the gastrointestinal tract have not been observed in rats, rabbits, or hamsters exposed to organophosphate ester hydraulic fluids for an intermediate duration. NOAEL values of 100-260 mg/m<sup>3</sup>, 100-2,000 mg/m<sup>3</sup>, and 100-101 mg/m<sup>3</sup> in rats, rabbits, and hamsters, respectively, exposed to Durad MP280 (Gaworski et al. 1986; MacEwen and Vemot 1983), Fyrquel220 (Gaworski et al. 1986; MacEwen and Vemot 1983), and Skydrol 500B-4 (Healy et al. 1992; Monsanto 1987a, 1987b, 1989). It should be noted that the 90-day NOAELs for Durad MP280 and Fyrquel 220 in rats, hamsters, and rabbits were based on gross pathology only (MacEwen and Vemot 1983). Cellulube 220 exposure in rabbits was associated with salivation, although this may have been a neurological response (Carpenter et al. 1959). Intermediate-duration exposure to 990 mg/m<sup>3</sup> cyclotriphosphazene had no adverse gastrointestinal effects on rats (Kinkead et al. 1989a, 1990). No chronic-duration inhalation studies examining gastrointestinal end points were located.

***Polyalphaolefin Hydraulic Fluids.*** No studies were located regarding gastrointestinal effects in humans or animals after inhalation exposure to polyalphaolefin hydraulic fluids.

### **Hematological Effects.**

***Mineral Oil Hydraulic Fluids.*** No studies were located regarding hematological effects in humans or animals after inhalation exposure to mineral oil hydraulic fluids.

## 2. HEALTH EFFECTS

***Organophosphate Ester Hydraulic Fluids.*** In a study of nonspecific monocyte esterase staining, humans who were exposed to aryl phosphates occupationally showed very slight esterase inhibition (Mandel et al. 1959).

Two studies reported hematological effects in animals exposed to organophosphate ester hydraulic fluids for an intermediate duration. Significant decreases in erythrocyte, hemoglobin, and hematocrit levels were observed in rats exposed to 300 mg/m<sup>3</sup> of Skydrol 500B-4 (Healy et al. 1992; Monsanto 1987a, 1987b, 1989), and leukocytosis was observed in male rats exposed to 101 mg/m<sup>3</sup> Durad MP280 (MacEwen and Vemot 1983). The NOAEL values for these studies were 100 mg/m<sup>3</sup> for Skydrol 500B-4 and 10.3 mg/m<sup>3</sup> for Durad MP280.

A number of other animal studies have monitored hematological parameters, but have not found biologically significant alterations. The identified highest NOAEL values following intermediate exposure identified in other studies are 251 mg/m<sup>3</sup> for rats and rabbits exposed to Durad MP280 (Gaworski et al. 1986; MacEwen and Vemot 1983), 260 mg/m<sup>3</sup> for rats and rabbits exposed to Fyrquel 220 (Gaworski et al. 1986; MacEwen and Vemot 1983), and 990 mg/m<sup>3</sup> for rats exposed to cyclotriphosphazene (Kinkead et al. 1989a, 1990).

***Polyalphaolefin Hydraulic Fluids.*** No studies were located regarding hematological effects in humans or animals after inhalation exposure to polyalphaolefin hydraulic fluids.

### **Musculoskeletal Effects.**

***Mineral Oil Hydraulic Fluids.*** No studies were located regarding musculoskeletal effects in humans or animals after inhalation exposure to mineral oil hydraulic fluids.

***Organophosphate Ester Hydraulic Fluids.*** No studies were located regarding musculoskeletal effects in humans after inhalation exposure to organophosphate ester hydraulic fluids.

In animals, the only musculoskeletal effect observed was kyphosis, a deformity of the spine characterized by extensive flexion. Kyphosis was observed in rats exposed to 100 mg/m<sup>3</sup> of Fyrquel 220 and 101 mg/m<sup>3</sup> of Durad MP280 for an intermediate duration (MacEwen and Vemot 1983). The kyphosis was not observed at  $\approx 10$  mg/m<sup>3</sup>. It is not known whether the kyphosis was due to neurological or musculoskeletal damage. See Section 2.2.1.4 for more information on the neurological effects of organophosphate ester hydraulic fluids.



## 2. HEALTH EFFECTS

Following intermediate-duration exposure, no histological damage was observed in the skeletal muscle of rats exposed to 990 mg/m<sup>3</sup> of cyclotriphosphazene (Kinkead et al. 1989a, 1990) or rabbits exposed to 2,000 mg/m<sup>3</sup> of Cellulube 220 (Carpenter et al. 1959). Similar results were found in rats exposed to ≤300 mg/m<sup>3</sup> of Skydrol 500B-4 (Healy et al. 1992; Monsanto 1987a, 1987b, 1989).

***Polyalphaolefin Hydraulic Fluids.*** No studies were located regarding musculoskeletal effects in humans after inhalation exposure to polyalphaolefin hydraulic fluids.

Kyphosis, a deformity of the spine characterized by extensive flexion, was observed in rats exposed to 880-5030 mg/m<sup>3</sup> of a polyalphaolefin hydraulic fluid designated as B85-174 for 4 hours (Kinkead et al. 1987b). The authors did not specify at which concentration the kyphosis occurred. It is not known whether the kyphosis was due to neurological or musculoskeletal damage. See Section 2.2.1.4 for more information on the neurological effects of polyalphaolefin hydraulic fluids. No longer-term inhalation exposure studies were located.

### **Hepatic Effects.**

***Mineral Oil Hydraulic Fluids.*** No studies were located regarding hepatic effects in humans after inhalation exposure to mineral oil hydraulic fluids.

Histopathological examination of the liver from male and female Fischer 344 rats exposed to ≤1.0 mg/m<sup>3</sup> of the water-in-oil emulsion hydraulic fluid Houghto-Safe 5047F for 90 days, 23 hours/day, showed no treatment-related lesions (Kinkead et al. 1991).

***Organophosphate Ester Hydraulic Fluids.*** No studies were located regarding hepatic effects in humans after inhalation exposure to organophosphate ester hydraulic fluids.

Following acute exposure, a NOAEL of 6,350 mg/m<sup>3</sup> has been identified in rats exposed to Durad MP280 (Gaworski et al. 1986), and 6,310 mg/m<sup>3</sup> in rats exposed to Fyrquel 220 (Gaworski et al. 1986; Kinkead et al. 1992a). Significant increases in absolute and/or relative liver weights have been observed in rats exposed to 100 or 260 mg/m<sup>3</sup> of Fyrquel220 (Gaworski et al. 1986; MacEwen and Vernot 1983) and 101 or 251 mg/m<sup>3</sup> of Durad MP280 (Gaworski et al. 1986; MacEwen and Vernot 1983) for intermediate durations. However, histological alterations have not been observed in rats, rabbits, hamsters, dogs, monkeys, or

## 2. HEALTH EFFECTS

chickens exposed to Durad MP280 (Gaworski et al. 1986; MacEwen and Vemot 1983), Fyrquel 220 (Gaworski et al. 1986; Kinkead et al. 1992a; MacEwen and Vemot 1983), Skydrol 500B-4 (Healy et al. 1992; Monsanto 1987a, 1987b, 1989) Cellulube 220 (Carpenter et al. 1959) and triaryl phosphate (Siegel et al. 1965). Thus, the changes in liver weight were not considered adverse. Mild hepatocellular vacuolation and significant increases in absolute and relative liver weights were observed in rats exposed to 300 mg/m<sup>3</sup> Skydrol 500B-4 for 13 weeks; no hepatic effects were observed in the 100 mg/m<sup>3</sup> group (Healy et al. 1992; Monsanto 1987a, 1987b, 1989). The authors noted that since there were no other histological alterations in the liver or changes in hepatic serum enzymes at any concentration, these effects were not considered adverse. No hepatic effects were observed in other intermediate-duration inhalation studies. The NOAEL values for liver effects following intermediate-duration exposure to organophosphate ester hydraulic fluids are 100-260 mg/m<sup>3</sup> for rats, 251-2,000 mg/m<sup>3</sup> for rabbits, 100-260 mg/m<sup>3</sup> for hamsters, 50-103 mg/m<sup>3</sup> for dogs, and 4.4-50 mg/m<sup>3</sup> for monkeys. It should be noted that the 90-day NOAELs for Durad MP280 and Fyrquel220 in rats, hamsters, and rabbits were based on gross pathology only (MacEwen and Vemot 1983). Intermediate-duration exposure to 990 mg/m<sup>3</sup> cyclotriphosphazene had no adverse hepatic effects on rats (Kinkead et al. 1989a, 1990). No chronic exposure studies examining hepatic end points were located.

***Polyalphaolefin Hydraulic Fluids.*** No studies were located regarding hepatic effects in humans or animals after inhalation exposure to polyalphaolefin hydraulic fluids.

### **Renal Effects.**

***Mineral Oil Hydraulic Fluids.*** No studies were located regarding renal effects in humans after inhalation exposure to mineral oil hydraulic fluids.

Histopathological examination of the kidneys from male and female Fischer 344 rats exposed to  $\leq 1.0$  mg/m<sup>3</sup> of the water-in-oil emulsion hydraulic fluid Houghto-Safe 5047F for 90 days, 23 hours/day, showed no treatment-related lesions (Kinkead et al. 1991).

***Organophosphate Ester Hydraulic Fluids.*** No studies were located regarding renal effects in humans after inhalation exposure to organophosphate ester hydraulic fluids.

## 2. HEALTH EFFECTS

No gross or histological alterations were observed in the kidneys of rats exposed to 6,350 mg/m<sup>3</sup> of Durad MP280 (Gaworski et al. 1986) or to 6,310 mg/m<sup>3</sup> of Fyrquel 220 (Gaworski et al. 1986; Kinkead et al. 1992a) for single 4-hour periods. Significant increases in absolute and relative kidney weights were observed in rats exposed to 100 mg/m<sup>3</sup> of Fyrquel 220 for an intermediate duration (MacEwen and Vemot 1983). However, no gross or histological lesions were observed at this or a higher concentration (260 mg/m<sup>3</sup>) for a shorter duration (Gaworski et al. 1986; MacEwen and Vemot 1983). Thus, this change in kidney weight was not considered adverse. A number of intermediate-duration studies have identified NOAEL values in rats, rabbits, hamsters, dogs, monkeys, and chickens exposed to Durad MP280 (Gaworski et al. 1986; MacEwen and Vemot 1983), Fyrquel 220 (Gaworski et al. 1986; MacEwen and Vemot 1983), Skydrol 500B-4 (Healy et al. 1992; Monsanto 1987a, 1987b, 1989), Cellulube 220 (Carpenter et al. 1959), and triaryl phosphate (Siegel et al. 1965). The NOAEL values for renal effects following intermediate-duration exposure to organophosphate ester hydraulic fluids are 100-260 mg/m<sup>3</sup> for rats, 251-2,000 mg/m<sup>3</sup> for rabbits, 100-260 mg/m<sup>3</sup> for hamsters, 50-103 mg/m<sup>3</sup> for dogs, and 4.4-50 mg/m<sup>3</sup> for monkeys. It should be noted that the 90-day NOAELs for Durad MP280 and Fyrquel 220 in rats, hamsters, and rabbits were based on gross pathology only (MacEwen and Vemot 1983). An accumulation of hyaline droplets was observed in male and female rats exposed to  $\geq 240$  mg/m<sup>3</sup> of cyclotriphosphazene for an intermediate duration (Kinkead et al. 1989a, 1990). The severity of the droplet accumulation was graded as minimal to mild. No changes in serum creatinine or urea nitrogen levels were observed in this study. No chronic exposure studies examining renal end points were located.

***Polyalphaolefin Hydraulic Fluids.*** No studies were located regarding renal effects in humans or animals after inhalation exposure to polyalphaolefin hydraulic fluids.

### **Endocrine Effects.**

***Mineral Oil Hydraulic Fluids.*** No studies were located regarding endocrine effects in humans or animals after inhalation exposure to mineral oil hydraulic fluids.

***Organophosphate Ester Hydraulic Fluids.*** No studies were located regarding endocrine effects in humans after inhalation exposure to organophosphate ester hydraulic fluids.

No endocrine effects were seen in acute inhalation exposure to a triaryl phosphate mixture (Cellulube 220) for rabbits at 2,000 mg/m<sup>3</sup> (Carpenter et al. 1959). In studies on rats, hamsters and rabbits no endocrine

## 2. HEALTH EFFECTS

effects are reported for intermediate-duration exposure to 300 mg/m<sup>3</sup> Skydrol 500B-4 (Healy et al. 1992; Monsanto 1987a, 1987b, 1989), 100 mg/m<sup>3</sup> Fyrquel 220 or 101 mg/m<sup>3</sup> Durad MP280 (MacEwen and Vemot 1983), or 2,000 mg/m<sup>3</sup> of Cellulube 220 (Carpenter et al. 1959). It should be noted that the 90-day NOAELs for Durad MP280 and Fyrquel 220 in rats, hamsters, and rabbits were based on gross pathology only (MacEwen and Vemot 1983).

***Polyalphaolefin Hydraulic Fluids.*** No studies were located regarding endocrine effects in humans or animals after inhalation exposure to polyalphaolefin hydraulic fluids.

### **Dermal Effects.**

***Mineral Oil Hydraulic Fluids.*** No studies were located regarding dermal effects in humans or animals after inhalation exposure to mineral oil hydraulic fluids.

***Organophosphate Ester Hydraulic Fluids.*** No studies were located regarding dermal effects in humans after inhalation exposure to organophosphate ester hydraulic fluids.

No gross or histological alterations were observed in the skin of rats, rabbits, or hamsters exposed to 100 mg/m<sup>3</sup> of Fyrquel 220 or 101 mg/m<sup>3</sup> of Durad MP280 (MacEwen and Vemot 1983), or  $G \leq 300$  mg/m<sup>3</sup> Skydrol 500B-4 (Healy et al. 1992; Monsanto 1987a, 1987b, 1989), or  $\leq 990$  mg/m<sup>3</sup> cyclotriphosphazene (Kinkead et al. 1989a, 1990) for an intermediate duration, or in rabbits exposed to 2,000 mg/m<sup>3</sup> of Cellulube 220 for acute and intermediate durations (Carpenter et al. 1959). It should be noted that the 90-day NOAELs for Durad MP280 and Fyrquel 220 in rats, hamsters, and rabbits were based on gross pathology only (MacEwen and Vemot 1983).

***Polyalphaolefin Hydraulic Fluids.*** No studies were located regarding dermal effects in humans after inhalation exposure to polyalphaolefin hydraulic fluids.

### **Ocular Effects.**

***Mineral Oil Hydraulic FLuids.*** No studies were located regarding ocular effects in humans or animals after inhalation exposure to mineral oil hydraulic fluids.

## 2. HEALTH EFFECTS

***Organophosphate Ester Hydraulic Fluids.*** No studies were located regarding ocular effects in humans after inhalation exposure to organophosphate ester hydraulic fluids.

No histological evidence of damage to the eye was observed in rats exposed to 990 mg/m<sup>3</sup> of cyclotriphosphazene for an intermediate duration (Kinkead et al. 1989a, 1990).

***Polyalphaolefin Hydraulic Fluids.*** No studies were located regarding ocular effects in humans after inhalation exposure to polyalphaolefin hydraulic fluids. Ocular effects in animals resulting from direct contact with aerosols of polyalphaolefin hydraulic fluids are discussed in Section 2.3, Dermal Effects.

### **Body Weight Effects.**

***Mineral Oil Hydraulic Fluids.*** No studies were located regarding body weight effects in humans after inhalation exposure to mineral oil hydraulic fluids. In rats, no alterations in body weight gain were observed following 4-hour exposures to 180 mg/m<sup>3</sup> of Sunsafe F (Kinkead et al. 1987a, 1988), 180 mg/m<sup>3</sup> of Quintolubric 95830W (Kinkead et al. 1987a, 1988), 210 mg/m<sup>3</sup> of Houghto-Safe 5047F (Kinkead et al. 1987a, 1988), or 110 mg/m<sup>3</sup> of Pyroguard A-443 (Kinkead et al. 1987a, 1988), or following a 6-hour exposure to 1,130 mg/m<sup>3</sup> of a mineral oil hydraulic fluid meeting military specifications of MJL-5606 (Kinkead et al. 1985). Body weight was unaffected in male and female Fischer 344 rats exposed to  $\leq 1.0$  mg/m<sup>3</sup> of the water-in-oil emulsion hydraulic fluid Houghto-Safe 5047F for 90 days, 23 hours/day (Kinkead et al. 1991).

***Organophosphate Ester Hydraulic Fluids.*** No studies were located regarding body weight effects in humans after inhalation exposure to organophosphate ester hydraulic fluids.

No changes in body weight gain were observed in rats exposed for 4 hours to 6,350 mg/m<sup>3</sup> Durad MP280 (Gaworski et al. 1986; Kinkead et al. 1992d), or for 4 hours to 6,310 mg/m<sup>3</sup> Fyrquel 220 (Gaworski et al. 1986; Kinkead et al. 1992a). In intermediate-duration studies, an 11% loss of body weight occurred in squirrel monkeys exposed to 25 mg/m<sup>3</sup> of a triaryl phosphate mixture for 6 weeks (Siegel et al. 1965). In other studies, no adverse changes in body weight or weight gain were reported in monkeys, rats, rabbits, hamsters, and dogs exposed for intermediate durations to Fyrquel 220 (Gaworski et al. 1986; MacEwen and Vemot 1983), Durad MP280 (Gaworski et al. 1986; MacEwen and Vemot 1983), Skydrol 500B-4 (Healy et

## 2. HEALTH EFFECTS

al. 1992; Monsanto 1987a, 1987b, 1989), or triaryl phosphate (Siegel et al. 1965). The identified NOAEL values ranged from 100 to 260 mg/m<sup>3</sup> for rats, 25 to 260 for rabbits, 100 to 260 mg/m<sup>3</sup> for hamsters, and 50 to 103 mg/m<sup>3</sup> for dogs, and 4.4 mg/m<sup>3</sup> for monkeys. Intermediate-duration exposure to 990 mg/m<sup>3</sup> cyclotriphosphazene had no effect on body weight in rats (Kinkead et al. 1989a, 1990). No chronic-duration exposure studies examining body weight end points were located.

***Polyalphaolefin Hydraulic Fluids.*** No studies were located regarding body weight effects in humans after inhalation exposure to polyalphaolefin hydraulic fluids.

No changes in body weight gain were observed in rats exposed for 4 hours to several polyalphaolefin hydraulic fluids at the following concentrations: 10,720 mg/m<sup>3</sup> - DTNSRDC N448; 5,430 mg/m<sup>3</sup> - DTNSRDC N517; 5,350 mg/m<sup>3</sup> - DTNSRDC N518; 5,330 mg/m<sup>3</sup> - DTNSRDC N525; 5,470 mg/m<sup>3</sup> - DTNSRDC N527 (all fluids with a DTNSRDC number were tested by MacEwen and Vernot [1983]); 1,130 mg/m<sup>3</sup> - MIL-H-83282 (Kinkead et al. 1985). In these experiments, rats were observed for 14 days after exposure.

### 2.2.1.3 Immunological and Lymphoreticular Effects

**Mineral Oil Hydraulic Fluids.** No studies were located regarding immunological effects in humans or animals after inhalation exposure to mineral oil hydraulic fluids.

**Organophosphate Ester Hydraulic Fluids.** No studies were located regarding immunological effects in humans after inhalation exposure to organophosphate ester hydraulic fluids.

Information regarding immunological effects in animals is restricted to histopathological examination of organs with immune functions (thymus, spleen, lymph nodes) after intermediate-duration inhalation exposures of up to 90 days. No treatment-related lesions in these tissues was reported in rats exposed to  $\leq 900$  mg/m<sup>3</sup> cyclotriphosphazene (Kinkead et al. 1989b, 1990). No lesions were seen in the spleen of rats exposed to 260 mg/m<sup>3</sup> Fyrquel 220 or 251 mg/m<sup>3</sup> Durad MP280 (Gaworski et al. 1986; MacEwen and Vernot 1983), or 300 mg/m<sup>3</sup> Skydrol 500B-4 (Healy et al. 1992; Monsanto 1987a, 1987a, 1989). Similar results were reported for the spleen in both hamsters and rabbits exposed to  $\leq 260$  mg/m<sup>3</sup> Fyrquel220 or 251 mg/m<sup>3</sup> Durad MP280 for 21 days (Gaworski et al. 1986; MacEwen and Vernot 1983). It should be noted that the 90-day NOAELs for Durad MP280 and Fyrquel 220 in rats, hamsters, and rabbits were based

## 2. HEALTH EFFECTS

on gross pathology only (MacEwen and Vernot 1983). The NOAEL values for immunological effects are recorded in Table 2-2 and plotted in Figure 2-2.

**Polyalphaolefin Hydraulic Fluids.** No studies were located regarding immunological effects in humans or animals after inhalation exposure to polyalphaolefin hydraulic fluids.

### 2.2.1.4 Neurological Effects

The highest NOAEL values and all LOAEL values from each reliable study for neurological effects in each species and duration category are recorded in Tables 2-1, 2-2, and 2-3 and plotted in Figures 2-1, 2-2, and 2-3 for mineral oil hydraulic fluids, organophosphate ester hydraulic fluids, and polyalphaolefin hydraulic fluids, respectively.

**Mineral Oil Hydraulic Fluids.** No studies were located regarding neurological effects in humans after inhalation exposure to mineral oil hydraulic fluids. There are reports of neurological effects in humans occupationally exposed to mineral oil hydraulic fluids; however dermal contact was expected to have been the primary route of exposure (see Section 2.2.3.4).

Information regarding neurological effects in animals after inhalation exposure to mineral oil hydraulic fluids is limited to two rat studies in which no symptoms of acute neurotoxicity or delayed neuropathy were seen in rats within 14 days of aerosol exposure. (These studies did not specifically look for neurological effects.) One study exposed Fischer 344 rats for 4 hours to water-in-oil emulsion hydraulic fluids at concentrations ranging from 110 to 210 mg/m<sup>3</sup> (Pyroguard A-443, Houghto-Safe 5047F, Quintolubric 9583OW, and Sunsafe F) (Kinkead et al. 1987a, 1988). The second study exposed rats to 1,148 mg/m<sup>3</sup> of MIL-H-5606 for 6 hours (Kinkead et al. 1985).

**Organophosphate Ester Hydraulic Fluids.** The principal adverse effect of exposure to organophosphate esters is neurotoxicity. Organophosphate esters have been synthesized that are preferentially toxic to insects compared to mammals; these are widely used as insecticides (e.g., chlorpyrifos, diazinon). Acute toxicity to organophosphate esters is mediated by the inhibition of neural acetylcholinesterase. Neural acetylcholinesterase is present at cholinergic synapses throughout the central and peripheral nervous systems, and is responsible for hydrolyzing acetylcholine released from the pre-synaptic terminal. If this enzyme is inhibited, acetylcholine accumulates in the synapse, resulting in increased firing of the post-

## 2. HEALTH EFFECTS

synaptic neuron or increased neuroeffector activity. The consequences of increased cholinergic activity in the parasympathetic autonomic nervous system (muscarinic receptors) can include increased salivation, lacrimation, perspiration, miosis, nausea, vomiting, diarrhea, excessive bronchial secretions, bradycardia, frequent micturition, and incontinence. The effects of increased neuroeffector activity on skeletal muscles (nicotinic receptors) can include muscle fasciculations, cramps, muscle weakness, and depolarization-type paralysis. Effects on cholinergic synapses in the central nervous system (predominantly muscarinic) can result in drowsiness, fatigue, mental confusion, headache, convulsions, and coma (see Table 2-10). These classical symptoms of organophosphate ester neurotoxicity increase in severity and rapidity of onset in a dose-dependent manner (Ecobichon 1991).

Acetylcholinesterase is also present in erythrocytes where it is known as erythrocyte acetylcholinesterase. Both forms of acetylcholinesterase are produced by the same gene (Taylor et al. 1993). In *in vitro* assays, erythrocyte and neural acetylcholinesterase are inhibited to roughly the same extent by exposure to many organophosphate esters. Measurement of erythrocyte acetylcholinesterase is used as a surrogate of the inhibition of neural acetylcholinesterase. A cholinesterase capable of hydrolyzing acetylcholine is also produced by the liver and circulates in the blood. This enzyme, called plasma cholinesterase or butyrylcholinesterase, can also be inhibited by organophosphate esters and is often used as a marker for exposure. The endogenous substrate of this enzyme is unknown. This enzyme is often inhibited by organophosphate esters at lower levels of exposure than required to inhibit neural or erythrocyte acetylcholinesterase. Erythrocyte acetylcholinesterase activity is located in the erythrocyte membrane and can be differentiated from plasma cholinesterase by sedimenting the erythrocytes from whole blood. Measurement of “whole blood cholinesterase” reflects both plasma and erythrocyte activity.

Exposure to organophosphate esters can also cause a syndrome referred to as organophosphate-induced delayed neuropathy (OPIDN). This is a syndrome observed in humans and some animal models after exposure to certain organophosphate esters, for example tri-*ortho*-cresyl phosphate (Johnson 1981). The initial clinical signs are disturbances of gait, usually seen at least a week after exposure has begun. Severe cases can result in ataxia and paralysis. A characteristic “dying-back” type degeneration of motor fibers is seen upon histopathological examination. The biochemical mechanism of OPIDN is unknown at the present time. This syndrome does not appear to be closely correlated with neural acetylcholinesterase inhibition, but rather an enzyme activity referred to as “neurotoxic esterase” (NTE). The endogenous substrate of this enzyme activity is unknown. This syndrome can be reproduced in chickens, but not in rats or mice (Abou-Donia and Lapadula 1990).



## 2. HEALTH EFFECTS

One study was located regarding neurological effects in humans after inhalation exposure to organophosphate ester hydraulic fluids. Workers in an aryl phosphate manufacturing plant were not found to have neurological deficits even with decades of potential exposure (Reade 1982).

Information regarding neurological effects in animals after acute inhalation exposure to organophosphate ester hydraulic fluids is limited to reports of a decrease in whole blood cholinesterase in mice exposed to 757 mg/m<sup>3</sup> of triphenyl phosphate (Sutton et al. 1960) and of head droop, generalized weakness, and decreased whole blood cholinesterase activity in one of two rabbits exposed to aerosols of 2,000 mg/m<sup>3</sup> Cellulube 220, 4 hours/day, 5 days/week for 11 days (Carpenter et al. 1959). Transient, mild lethargy after 4-hour exposures to aerosols of Durad MP280 and Fyrquel 220 has been observed (Gaworski et al. 1986; Kinkead et al. 1992a).

Several organophosphate ester hydraulic fluids have produced neurological effects in several animal species after intermediate inhalation exposure (see Table 2-2).

Aerosols of Skydrol 500B-4 produced transient excessive salivation in rats exposed to 300 mg/m<sup>3</sup>, 6 hours per day, 5 days per week for 6 or 13 weeks; this effect was not observed with exposure to 100 mg/m<sup>3</sup> by the same protocol (Healy et al. 1992; Monsanto 1987a, 1987b, 1989). Plasma cholinesterase activity (a marker for organophosphate ester exposure) was decreased 60% in this group; erythrocyte acetylcholinesterase was not measured in this study. Aerosols of Cellulube 220 produced decreased whole blood cholinesterase activity (13-57%) in rabbits exposed to 2,000 mg/m<sup>3</sup> for 4 hours/day, 5 days/week for 22 days; exposure for 2 hours/day produced no clinical signs of neurotoxicity in two rabbits (Carpenter et al. 1959). No overt signs of neurotoxicity or histological alterations of brain or sciatic nerve tissues were observed in rats exposed to cyclotriphosphazene at 990 mg/m<sup>3</sup>, 6 hours/day, 5 days/week for 21 days (Kinkead et al. 1989a, 1990).

Continuous exposure for ≈30-160 days to aerosols of a triaryl phosphate U.S. military hydraulic fluid, triaryl phosphate (see Table 3-1), produced paralysis in rabbits and chickens after exposure to 102 mg/m<sup>3</sup> and 23 mg/m<sup>3</sup>, respectively, but not after exposure to respective concentrations of 34 mg/m<sup>3</sup> or 4.4 mg/m<sup>3</sup> (Siegel et al. 1965). Continuous exposure to triaryl phosphate at 110, 103, or 4.4 mg/m<sup>3</sup>, respectively, produced no signs of neurotoxicity in rats after 36 days, dogs after 99 days, or monkeys after 108 days (Siegel et al. 1965). Intermittent exposure (8 hours/day, 5 days/week for 30 exposures) to 50 mg/m<sup>3</sup> triaryl phosphate produced no neurotoxic signs in squirrel monkeys (Siegel et al. 1965). Aerosols of Durad MP280 (continuous exposure for 90 days) produced kyphosis (a deformity of the spine characterized by extensive

## 2. HEALTH EFFECTS

flexion) and a decrease in the tail tip curl reflex in rats and anorexia, lethargy, cachexia, and head droop in rabbits after exposure to 101 mg/m<sup>3</sup>; exposure to 10.3 mg/m<sup>3</sup> produced no signs of neurotoxicity in these species (MacEwen and Vernot 1983). Hamsters similarly exposed to 101 mg/m<sup>3</sup> Durad MP280 showed no evidence of neurotoxicity in this study. Aerosols of Fyrquel 220 (continuous exposure for 90 days) likewise produced kyphosis in rats at 100 mg/m<sup>3</sup>, but no clinical signs of neurotoxicity in rabbits or hamsters at 100 mg/m<sup>3</sup> (MacEwen and Vernot 1983). Because of the uncertainty that the kyphosis observed in rats is a neurological or muscular effect, this effect has been discussed in both sections.

The studies by Siegel et al. (1965) and MacEwen and Vernot (1983) also included intermittent exposure experiments (8 or 6 hours/day, respectively, for 5 days/week) for shorter durations (30 exposures or 21 days, respectively). Neither Fyrquel 220 (260 mg/m<sup>3</sup>) nor Durad MP280 (251 mg/m<sup>3</sup>) produced signs of neurotoxicity in rats, rabbits, or hamsters with the intermittent exposure protocol (MacEwen and Vernot 1983). No evidence of neurotoxicity was observed in rats exposed to ≤300 mg/m<sup>3</sup> Skydrol500B-4 intermittently for 6 or 13 weeks (Healy et al. 1992; Monsanto 1987a, 1987b, 1989). The intermittent protocol used by Siegel et al. (1965) produced no signs of neurotoxicity in rabbits or dogs at 50 mg/m<sup>3</sup> triaryl phosphate. It produced delayed peripheral neuropathy in chickens at 50 mg/m<sup>3</sup> but not at 25 mg/m<sup>3</sup>.

No information was located regarding neurological effects in animals after chronic inhalation exposure to organophosphate ester hydraulic fluids.

**Polyalphaolefin Hydraulic Fluids.** No studies were located regarding neurological effects in humans after inhalation exposure to polyalphaolefin hydraulic fluids.

In a series of acute lethality studies, lethargy and inactivity were noted in rats exposed for 4 hours to lethal concentrations of DTNSRDC N501 (6,430 mg/m<sup>3</sup>) (MacEwen and Vernot 1983). Kyphosis was observed in rats exposed to 880-5,030 mg/m<sup>3</sup> of a polyalphaolefin hydraulic fluid designated as B85-174 (Kinkead et al. 1987b). Because of the uncertainty of whether the kyphosis is a neurological or muscular effect, this effect is discussed in both-the Musculoskeletal Effects and Neurological Effects sections. No other information was located on neurological effects in animals after inhalation exposure to polyalphaolefin hydraulic fluids.

## 2. HEALTH EFFECTS

### 2.2.1.5 Reproductive Effects

**Mineral Oil Hydraulic Fluids.** No studies were located regarding reproductive effects in humans or animals after inhalation exposure to mineral oil hydraulic fluids.

**Organophosphate Ester Hydraulic Fluids.** No studies were located regarding reproductive effects in humans after inhalation exposure to organophosphate ester hydraulic fluids.

Testicular atrophy was observed upon gross necropsy after male rats were continuously exposed for 90 days to an aerosol concentration of 101 mg/m<sup>3</sup> Durad MP280, but not in rats exposed to 10.3 mg/m<sup>3</sup> (MacEwen and Vemot 1983). Testicular atrophy was not observed in male rats continuously exposed for 90 days to an aerosol concentration of 100 mg/m<sup>3</sup> Fyrquel 220 (MacEwen and Vemot 1983).

Male and female rats showed no treatment-related gross or histological reproductive tract alterations when exposed by inhalation 6 hours/day, 5 days/week for 3 weeks to a 990 mg/m<sup>3</sup> aerosol of cyclotriphosphazene (Kinkead et al. 1989a, 1990), or aerosol concentrations of Skydrol 500B-4  $\geq 300$  mg/m<sup>3</sup>, 6 hours/day, 5 days/week for 13 weeks (Healy et al. 1992; Monsanto 1987a, 1987b, 1989).

Likewise, no treatment-related gross reproductive tract alterations after intermediate-duration exposure were observed in male or female rabbits or in male hamsters continuously exposed to aerosols of Fyrquel220 at concentrations  $\leq 100$  mg/m<sup>3</sup> (MacEwen and Vemot 1983). Two male rabbits exposed for 1-4 hours/day, 4-5 days/week, for 11-26 days to 2,000 mg/m<sup>3</sup> aerosol of Cellulube 220 (Carpenter et al. 1959) showed no histological evidence for effects on reproductive tissues. No acute or chronic inhalation studies examining reproductive effects in animals were located.

The highest NOAEL values and all LOAEL values from each reliable study for reproductive effects in each species and duration category are recorded in Table 2-2 and plotted in Figure 2-2.

**Polyalphaolefin Hydraulic Fluids.** No studies were located regarding reproductive effects in humans or animals after inhalation exposure to polyalphaolefin hydraulic fluids.

## 2. HEALTH EFFECTS

### 2.2.1.6 Developmental Effects

No studies were located regarding developmental effects in humans or animals after inhalation exposure to mineral oil hydraulic fluids, organophosphate ester hydraulic fluids, or polyalphaolefin hydraulic fluids.

### 2.2.1.7 Genotoxic Effects

**Mineral Oil Hydraulic Fluids.** No studies were located regarding genotoxic effects in humans or animals after inhalation exposure to mineral oil hydraulic fluids.

**Organophosphate Ester Hydraulic Fluids.** No studies were located regarding genotoxic effects in humans or animals after inhalation exposure to organophosphate ester hydraulic fluids. Genotoxicity studies for organophosphate ester hydraulic fluids are discussed in Section 2.5.

**Polyalphaolefin Hydraulic Fluids.** No studies were located regarding genotoxic effects in humans or animals after inhalation exposure to polyalphaolefin hydraulic fluids.

### 2.2.1.8 Cancer

**Mineral Oil Hydraulic Fluids.** Studies regarding cancer in humans or animals after inhalation exposure to mineral oil hydraulic fluids were limited to a single case-control study that examined associations between subjectively reported occupational exposure to petroleum-derived liquids and cancer at particular sites among 3,726 male cancer patients (Siemiatycki et al. 1987a). The study found no convincing associations between occupational exposure to hydraulic fluids and cancer at any site. This study is discussed in more detail in Section 2.2.3.8, because, while inhalation exposure was probable for the subject occupations, the authors reported that the exposure route was more often dermal contact.

No studies were located regarding cancer in animals after inhalation exposure to mineral oil hydraulic fluids.

**Organophosphate Ester Hydraulic Fluids.** No studies were located regarding cancer in humans or animals after inhalation exposure to organophosphate ester hydraulic fluids.

## 2. HEALTH EFFECTS

**Polyalphaolefin Hydraulic Fluids.** No studies were located regarding cancer in humans or animals after inhalation exposure to polyalphaolefin hydraulic fluids.

### 2.2.2 Oral Exposure

The NOAEL and LOAEL values for each effect after oral exposure are shown in Tables 2-4, 2-5, and 2-6 and plotted in Figures 2-4, 2-5, and 2-6 for mineral oil hydraulic fluids, organophosphate ester hydraulic fluids, and polyalphaolefin hydraulic fluids, respectively.

#### 2.2.2.1 Death

**Mineral Oil Hydraulic Fluids.** A 14-month-old boy ingested  $\approx$ 5-10 cc of automobile automatic transmission fluid thought to have been composed primarily (75-80%) of mineral oil (Perrot and Palmer 1992). The child developed pneumonia, pneumothorax (presence of gas in the pleural cavity), hemorrhaging in the intestines, and a distended abdomen and eventually died 4 weeks after ingestion. Postmortem examination revealed scattered subserosal hemorrhage in the small and large intestine and the omentum, as well as focal edema, hemorrhage, and lipid/oil droplets in the lung, and proliferation of alveolar macrophages. The presence of lipid/oil droplets in the lung suggest that the transmission fluid was aspirated. Additional information was not located on lethality of mineral oil hydraulic fluids in humans after oral exposure.

Several water-in-oil emulsion hydraulic fluids (Houghto-Safe 5047F, Sunsafe F, Pyroguard A-443, and Quintolubric 95830W) produced no deaths or clinical signs of toxicity at single gavage dosage levels of 5,000 mg/kg in rats observed for 14 days (Kinkead et al. 1987a, 1988). Single gavage doses of a U.S. military fluid designated as MIL-H-5606 at 4,500 mg/kg (5 mL/kg) also produced no deaths in rats observed for 14 days (Kinkead et al. 1985). Additional information on lethality of mineral oil hydraulic fluids in animals after oral exposure was not located. No studies showing LOAEL values for lethality are shown in Table 2-4 or Figure 2-4.

Table 2-4. Levels of Significant Exposure to Mineral Oil Hydraulic Fluids - Oral

Key to figure <sup>a</sup>	Species/ (Strain)	Exposure/ Duration/ Frequency (Specific Route)	System	NOAEL (mg/kg/day)	LOAEL		Reference Fluid Identity
					Less Serious (mg/kg/day)	Serious (mg/kg/day)	
<b>ACUTE EXPOSURE</b>							
<b>Systemic</b>							
1	Rat (Fischer- 344)	once (GO)	Bd Wt	5000			Kinkead et al. 1987a; Kinkead et al. 1988 Houghto-Safe 5047F
2	Rat (Sprague- Dawley)	once (GO)	Bd Wt	4500			Kinkead et al. 1985 MIL-H-5606
3	Rat (Fischer- 344)	once (GO)	Bd Wt	5000			Kinkead et al. 1987a; Kinkead et al. 1988 Pyroguard A-443
4	Rat (Fischer- 344)	once (GO)	Bd Wt	5000			Kinkead et al. 1987a; Kinkead et al. 1988 Quintolubric 95830W
5	Rat (Fischer- 344)	once (GO)	Bd Wt	5000			Kinkead et al. 1987a; Kinkead et al. 1988 Sunsafe F
<b>Neurological</b>							
6	Chicken (Leghorn)	once (GO)		4500			Kinkead et al. 1985 MIL-H-5606

Table 2-4. Levels of Significant Exposure to Mineral Oil Hydraulic Fluids - Oral (continued)

Key to figure	Species/ (Strain)	Exposure/ Duration/ Frequency (Specific Route)	System	NOAEL (mg/kg/day)	LOAEL		Reference Fluid Identity
					Less Serious (mg/kg/day)	Serious (mg/kg/day)	
<b>INTERMEDIATE EXPOSURE</b>							
<b>Systemic</b>							
7	Rat (Fischer- 344)	26 d 5 d/wk (G)	Resp	1000M	(granulomatous peribronchitis & multifocal broncholar /alveolar pneumonia in 1 rat each)		Mattie et al. 1993 MIL-H-5606
			Gastro	1000M	(focal gastritis with edema and necrosis in 2 animals)		
			Hemato	1000M	(16% reduction in the percent lymphocytes)		
			Hepatic	1000M	(32% increase in liver weights; 178% increase in peroxisomal beta-oxidation enzyme activity)		
			Renal	1000M	(proximal tubule hyaline droplets, persistent diuresis [50-100% increase]; increases in protein content [100%] and protein/creatinine ratio [70%])		
			Bd Wt	1000 M			

<sup>a</sup>The number corresponds to entries in Figure 2-4.

Bd Wt = body weight; d = day(s); (G) = gavage, unspecified; Gastro = gastrointestinal; (GO) = gavage-oil; Hemato = hematological; LOAEL = lowest-observed-adverse-effect level; M = male; NOAEL = no-observed-adverse-effect level; once = a single dose or exposure; Resp = respiratory; wk = week(s)

**Figure 2-4. Levels of Significant Exposure to Mineral Oil Hydraulic Fluids - Oral  
Acute ( $\leq 14$  days)**

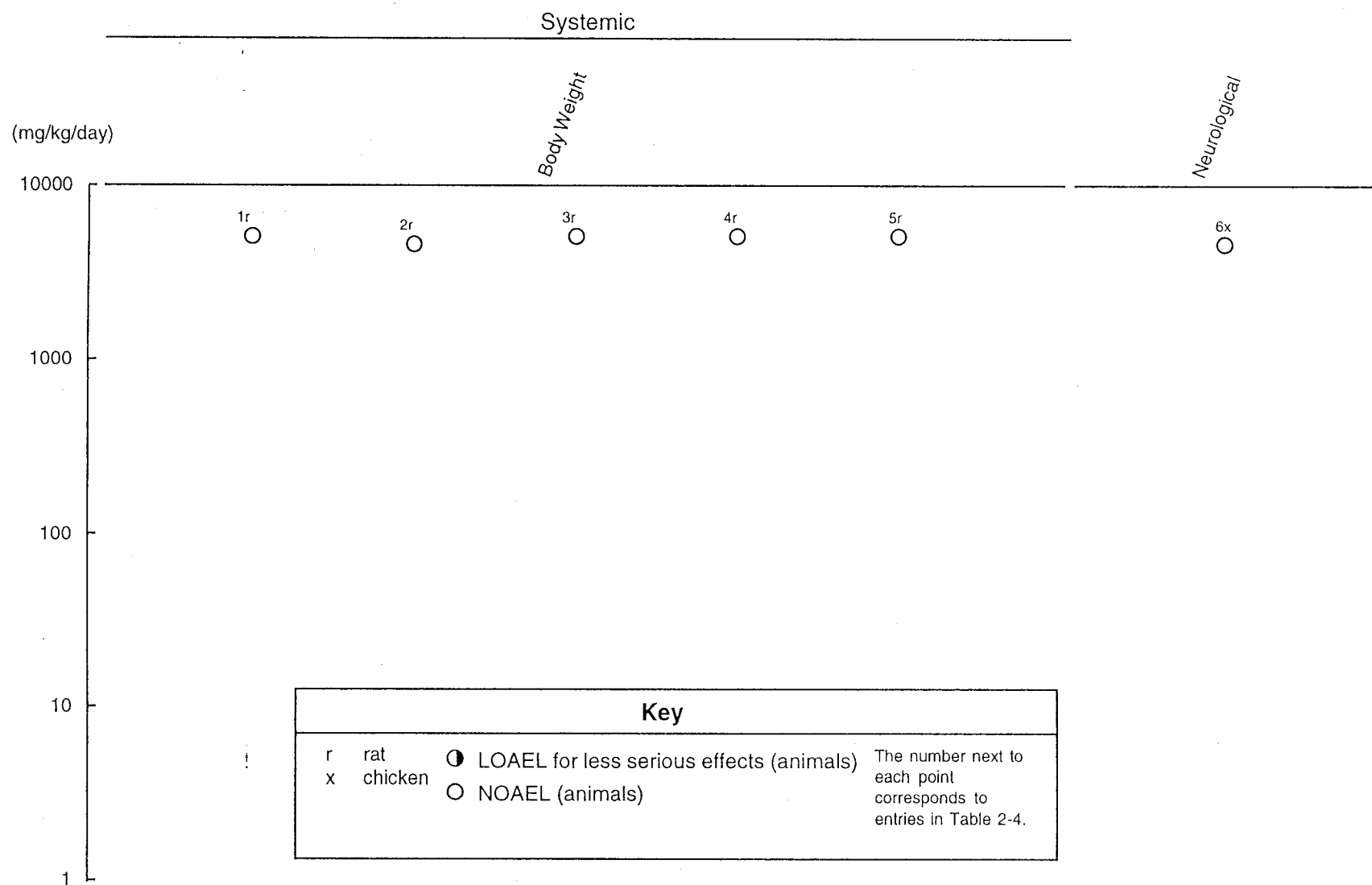




Figure 2-4. Levels of Significant Exposure to Mineral Oil Hydraulic Fluids - Oral (cont.)  
Intermediate (15-364 days)

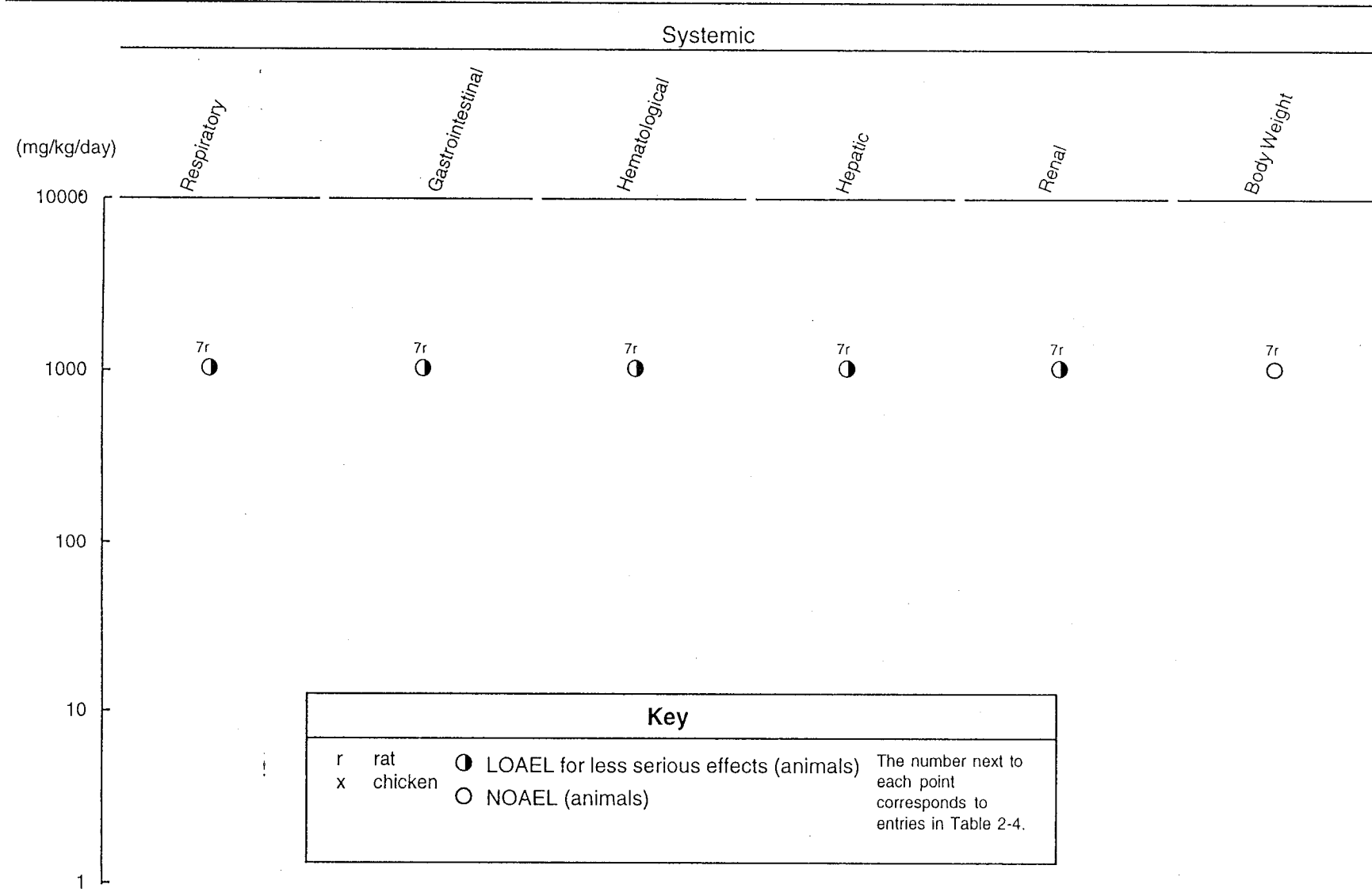


Table 2-5. Levels of Significant Exposure to Organophosphate Ester Hydraulic Fluids - Oral

Key to figure <sup>a</sup>	Species/ (Strain)	Exposure/ Duration/ Frequency (Specific Route)	System	NOAEL (mg/kg/day)	LOAEL		Reference Fluid Identity
					Less Serious (mg/kg/day)	Serious (mg/kg/day)	
<b>ACUTE EXPOSURE</b>							
<b>Death</b>							
1	Rat (Sprague- Dawley)	once (GO)				2400 (LD <sub>50</sub> )	Johannsen et al. 1977 DBPP
2	Rat (Wistar)	once (G)				34500 (3/10 died within 14 days)	FMC 1978a Pydraul 50E
3	Rat (Sprague- Dawley)	once (GO)				1400 (LD <sub>50</sub> )	Johannsen et al. 1977 TBP
4	Rat (Wistar)	Gd 7-17 1 x/d (GO)				800 F (death in 5/5 by Gd 12 or 13)	Noda et al. 1994 TBP
5	Rat (Sprague- Dawley)	once (GO)				1000 F (1/12 females died)	Healy et al. 1995 TNBP
6	Rabbit (New Zealand)	2-14 d (GO)				120 (1/2 died)	Carpenter et al. 1959 Cellulube 220
7	Rabbit (NS)	once (G)				7500 (4/5 died)	Dollahite and Pierce 1969 Cellulube 220
8	Cow (NS)	once (G)				7700 (1/1 died)	Dollahite and Pierce 1969 Cellulube 220
9	Cow (NS)	10 d 1 x/d (G)				500 (1/1 died)	Beck et al. 1977 Fyrquel 150

Table 2-5. Levels of Significant Exposure to Organophosphate Ester Hydraulic Fluids - Oral (continued)

Key to <sup>a</sup> figure	Species/ (Strain)	Exposure/ Duration/ Frequency (Specific Route)	System	NOAEL (mg/kg/day)	LOAEL		Reference Fluid Identity
					Less Serious (mg/kg/day)	Serious (mg/kg/day)	
10	Cow (Hereford & Charolais)	once (G)				5000 (1/1 died)	Beck et al. 1977 Fyrquel 150
11	Chicken (NS)	once (C)				1863 F (LD <sub>50</sub> )	Carrington et al. 1989 DBPP
12	Chicken (White Leghorn)	5 d 1 x/d (GO)				300 F (2/4 died)	Stauffer Chemical 1971 Fyrquel 150
13	Chicken (Rhode Island Red x New Hampshire Red)	5 d 1 x/d (G)				5000 F (3/4 died)	FMC 1977a Fyrquel 220
14	Chicken (Leghorn)	once (G)				2559 F (LD <sub>50</sub> )	Monsanto 1987d Skydrol 500 B-4
15	Chicken (Leghorn)	once (G)				2594 F (LD <sub>50</sub> )	Monsanto 1987c Skydrol LD-4
16	Chicken (NS)	once (C)				1500 F (LD <sub>50</sub> )	Carrington et al. 1989 TBP
<b>Systemic</b>							
17	Rat (Sprague- Dawley)	once (G)	Resp Ocular  Bd Wt	5000 5000	5000	(chromorhinorrhea)	FMC 1990a Durad 110
18	Rat (Sprague- Dawley)	once (G)	Resp Bd Wt	5000	5000	(chromorhinorrhea)	FMC 1990g Durad 220B

Table 2-5. Levels of Significant Exposure to Organophosphate Ester Hydraulic Fluids - Oral (continued)

Key to figure <sup>a</sup>	Species/ (Strain)	Exposure/ Duration/ Frequency (Specific Route)	System	NOAEL (mg/kg/day)	LOAEL		Reference Fluid Identity
					Less Serious (mg/kg/day)	Serious (mg/kg/day)	
19	Rat (Sprague- Dawley)	once (G)	Resp Bd Wt	5000	5000	(chromorhinorrhea)	FMC 1990d Durad 300
20	Rat (Sprague- Dawley)	once (G)	Bd Wt	5000			FMC 1992a Durad 550B
21	Rat (Sprague- Dawley)	once (GO)	Resp Gastro Bd Wt	5775	5775	(diarrhea) 5775 (transient weight loss)	Gaworski et al. 1986 Durad MP280
22	Rat (Sprague- Dawley)	once (GO)	Resp Gastro Bd Wt	5750	5750	(diarrhea)	Gaworski et al. 1986; Kinkead et al. 1992a Fyrquel 220
23	Rat (Wistar)	Gd 7-17 1 x/d (GO)	Bd Wt	100 F	200 F	(12% decreased maternal body weight)	Noda et al. 1994 TBP
24	Rat (Wistar)	Gd 7-17 1 x/d (GO)	Bd Wt	500 F			Noda et al. 1994 TBP

Table 2-5. Levels of Significant Exposure to Organophosphate Ester Hydraulic Fluids - Oral (continued)

Key to <sup>a</sup> figure	Species/ (Strain)	Exposure/ Duration/ Frequency (Specific Route)	System	NOAEL (mg/kg/day)	LOAEL		Reference Fluid Identity	
					Less Serious (mg/kg/day)	Serious (mg/kg/day)		
25	Rabbit (New Zealand)	2-14 d (GO)	Resp			120	(pulmonary atelectasis and bronchopneumonia)	Carpenter et al. 1959 Cellulube 220
			Cardio	480				
			Gastro			120	(moderate to severe diarrhea)	
			Hemato	480				
			Musc/skel	480				
			Hepatic	480				
			Renal	480				
			Endocr	480				
26	Rabbit (NS)	once (G)	Gastro	2000	5000 (diarrhea)			Dollahite and Pierce 1969 Cellulube 220
27	Cow (Hereford & Charolais)	once (G)	Resp			500	(rapid respiration)	Beck et al. 1977 Fyrquel 150
			Gastro			500	(abdominal pain, diarrhea)	
<b>Neurological</b>								
28	Mouse (Swiss CD-1)	14 d (F)		1138		2275	(piloerection, tremors, and lethargy)	Chapin et al. 1988 TCP
29	Cow (NS)	once (G)				7700	(incoordination, demyelination and axonal swelling in peripheral nervous system, incr. cellularity in spinal nerve roots, vacuolation of large neurons in ventral motor nucleus and nucleus ruber)	Dollahite and Pierce 1969 Cellulube 220
30	Cow (Hereford & Charolais)	10 d (G)				500	(miosis, salivation, coma convulsion, decreased blood cholinesterase level)	Beck et al. 1977 Fyrquel 150

Table 2-5. Levels of Significant Exposure to Organophosphate Ester Hydraulic Fluids - Oral (continued)

Key to <sup>a</sup> figure	Species/ (Strain)	Exposure/ Duration/ Frequency (Specific Route)	System	NOAEL (mg/kg/day)	LOAEL		Reference Fluid Identity	
					Less Serious (mg/kg/day)	Serious (mg/kg/day)		
31	Cow (Hereford & Charolais)	once (G)				500	(miosis, salivation, coma, convulsions, decreased blood cholinesterase, axonal degeneration, paralysis)	Beck et al. 1977 Fyrquel 150
32	Goat (NS)	once (G)				5000	(anorexia, incoordination, paralysis, demyelination and swelling of axon cylinder, vacuolation in neurons of motor nucleus)	Dollahite and Pierce 1969 Cellulube 220
33	Chicken (New Hampshire Red)	5 d 1 x/d (GO)				60 F	(leg or wing weakness)	Carpenter et al. 1959 Cellulube 220
34	Chicken (New Hampshire Red)	5 d 1 x/d (GO)				240 F	(ataxia)	Carpenter et al. 1959 Cellulube 220
35	Chicken (NS)	once (G)		10000		20000	(paralysis in 2/7)	Dollahite and Pierce 1969 Cellulube 220
36	Chicken (New Hampshire)	5 d 1 x/d (GO)				240 F	(leg and wing weakness, paralysis)	Friess et al. 1959 Cellulube 220
37	Chicken (NS)	1-2 x (C)		1863 F				Carrington et al. 1989 DBPP

Table 2-5. Levels of Significant Exposure to Organophosphate Ester Hydraulic Fluids - Oral (continued)

Key to <sup>a</sup> figure	Species/ (Strain)	Exposure/ Duration/ Frequency (Specific Route)	System	LOAEL			Reference Fluid Identity
				NOAEL (mg/kg/day)	Less Serious (mg/kg/day)	Serious (mg/kg/day)	
38	Chicken (Leghorn)	5 d 1 x/d (GO)				240 F (axonal degeneration and demyelination in peripheral nerves and spinal cord white matter)	Gaworski et al., 1986 Durad MP280
39	Chicken (White Leghorn)	5 d (GO)				240 F (severe paralysis)	Stauffer Chemical 1971 Fyrquel 150
40	Chicken (Rhode Island Red x New Hampshire Red)	5 d (G)				5000 F (paralysis)	FMC 1977a Fyrquel 220
41	Chicken (Leghorn)	5 d 1 x/d (GO)		420 F			Gaworski et al. 1986 Fyrquel 220
42	Chicken (White Leghorn)	once		2500 F	5000 F (increased incidence of unspecified spinal cord lesions)	10000 F (ataxia, increased incidence of unspecified spinal cord and peripheral nerve lesions)	Mortensen and Ladefoged 1992 Fyrquel EHC
43	Chicken (White Leghorn)	once (GO)				11350 F (94% decrease in brain NTE, incoordination, inability to stand)	Stauffer Chemical 1980 Fyrquel EHC
44	Chicken (White Leghorn)	once (GO)		11.4 F	114 F (13.4% inhibition of brain NTE)	1140 F (56% inhibition of brain NTE)	Stauffer Chemical 1981 Fyrquel EHC
45	Chicken (White Leghorn)	2 x/21 d (GO)		370 F	11700 F (motor incoordination)		Sprague et al. 1984 IPTPP

Table 2-5. Levels of Significant Exposure to Organophosphate Ester Hydraulic Fluids - Oral (continued)

Key to figure <sup>a</sup>	Species/ (Strain)	Exposure/ Duration/ Frequency (Specific Route)	System	LOAEL		Reference Fluid Identity	
				NOAEL (mg/kg/day)	Less Serious (mg/kg/day)		Serious (mg/kg/day)
46	Chicken (Leghorn)	5 d (GO)		420 F			Kinkead et al. 1989b MIL-H-19457B and MIL-H-19457C
47	Chicken (NS)	1-3 d 2 x (G)		20000 F			Monsanto 1979 Pydraul 29 ELT
48	Chicken (Rhode Island Red x New Hampshire Red)	4 d (G)		5000 F			FMC 1977b Pydraul 50E
49	Chicken (NS)	3 d 2 x/d (G)		20000 F			Monsanto 1979 Pydraul 50E
50	Chicken (NS)	3 d 2 x/d (G)		20000 F			Monsanto 1979 Pydraul 90E
51	Chicken (Hybrid white Leghorn)	2 x			5000 F (increased severity of unspecified peripheral nerve lesions)		Mortensen and Ladefoged 1992 Reofos 65
52	Chicken (NS)	once (G)			2559 F (inhibition of NTE [46%], brain AChE [18%])		Monsanto 1987d Skydrol 500 B-4
53	Chicken (Leghorn)	once (G)			2594 F (inhibition of NTE [29%] brain AChE [15%])		Monsanto 1987c Skydrol LD-4
54	Chicken (NS)	1-2 x (C)			5000 F (45% inhibition of brain AChE )		Carrington et al. 1989 TBEP



Table 2-5. Levels of Significant Exposure to Organophosphate Ester Hydraulic Fluids - Oral (continued)

Key to figure <sup>a</sup>	Species/ (Strain)	Exposure/ Duration/ Frequency/ (Specific Route)	System	LOAEL		Reference Fluid Identity
				NOAEL (mg/kg/day)	Less Serious (mg/kg/day)	
55	Chicken (NS)	1-2 x (C)			1500 F (salivation, diarrhea, and impaired respiration)	Carrington et al. 1989 TBP
<b>Reproductive</b>						
56	Rabbit (New Zealand)	2-14 d (GO)		480 M		Carpenter et al. 1959 Cellulube 220
<b>Developmental</b>						
57	Rat (COBS CD)	Gd 6-15 1 x/d (G)		3000		Robinson et al. 1986 Santicizer 141
58	Rat (COBS CD)	Gd 6-19 1 x/d (G)		3000		IRDC 1981 Santicizer 154
59	Rat (Wistar)	Gd 7-17 1 x/d (GO)		250	500 (increased incidence of rudimentary lumbar rib)	Noda et al. 1994 TBP

Table 2-5. Levels of Significant Exposure to Organophosphate Ester Hydraulic Fluids - Oral (continued)

Key to <sup>a</sup> figure	Species/ (Strain)	Exposure/ Duration/ Frequency (Specific Route)	System	NOAEL (mg/kg/day)	LOAEL		Reference Fluid Identity
					Less Serious (mg/kg/day)	Serious (mg/kg/day)	
<b>INTERMEDIATE EXPOSURE</b>							
<b>Death</b>							
60	Rat (Fischer- 344)	26 d 5 d/wk 1 x/d (G)				1000 M (4/4 died)	Mattie et al. 1993 MIL-H-83306
61	Rat (Sprague- Dawley)	13 wk (GO)				100 (2/12 male and 1/12 female died)	Healy et al. 1995 TNBP
62	Chicken (Hybrid brown)	91-94 d (GO)				90 F (5/20 died)	FMC 1986 Durad 110
<b>Systemic</b>							
63	Rat (Fischer- 344)	20, 40, 60 d 1 x/d (G)	Endocr	1700	(bilaterally enlarged adrenal glands, lipidosis in adrenal cortex of 18/18, vacuolization of cortex cytoplasm)		Latendresse et al. 1994a BTP
64	Rat (Fischer- 344)	106 d (GO)	Bd Wt	1000	(11-17% decreased body weight)		Latendresse et al. 1994b BTP

Table 2-5. Levels of Significant Exposure to Organophosphate Ester Hydraulic Fluids - Oral (continued)

Key to <sup>a</sup> figure	Species/ (Strain)	Exposure/ Duration/ Frequency (Specific Route)	System	NOAEL (mg/kg/day)	LOAEL		Reference Fluid Identity
					Less Serious (mg/kg/day)	Serious (mg/kg/day)	
65	Rat (Sprague- Dawley)	91 d (F)	Hemato	50	250	(decreased erythrocyte count, hemoglobin and hematocrit levels)	Healy et al. 1991 DBPP
			Hepatic	50	250	(increased absolute and/or relative liver weights, decreased hepatocyte vacuolation and increased fatty accumulation)	
			Renal	5	50	(urinary bladder epithelial hyperplasia)	
			Bd Wt	250 M 50 F	250 F	(15% decreased body weight)	
66	Rat (Fischer- 344)	26 d 5 d/wk 1 x/d (G)	Cardio	500 M	500M	(decreased hemoglobin, mean cell hemoglobin, and mean cell hemoglobin concentration)	Mattie et al. 1993 MIL-H-83306
			Hemato				
			Hepatic		500M	(increased smooth ER and relative and absolute liver weights; decreased BUN)	
			Renal		500M	(diuresis, proteinuria)	
67	Rat (albino)	90 d (F)	Cardio	50			Monsanto 1979 Pydraul 90E
			Hemato	50			
			Hepatic	50			
			Renal	50			
			Bd Wt	50			

Table 2-5. Levels of Significant Exposure to Organophosphate Ester Hydraulic Fluids - Oral (continued)

Key to <sup>a</sup> figure	Species/ (Strain)	Exposure/ Duration/ Frequency (Specific Route)	System	NOAEL (mg/kg/day)	LOAEL		Reference Fluid Identity
					Less Serious (mg/kg/day)	Serious (mg/kg/day)	
68	Rat (Sprague- Dawley)	18 wk 5 d/wk 1 x/d (G)	Resp	350			Laham et al. 1985 TBP
			Cardio	350			
			Hemato	350			
			Hepatic	350			
			Renal		200 (diffuse hyperplasia of bladder epithelium)		
			Endocr	350 F			
69	Rat (Wistar)	9 wk (F)	Hemato	250 M			Oishi et al. 1982 TBP
			Renal		250 M (increased blood urea nitrogen; increased relative kidney weight)		
			Bd Wt		250 M (11% decreased body weight)		
70	Rat (Fischer- 344)	20, 40, 60 d 1 x/d (GO)	Endocr		400 (bilaterally enlarged adrenal glands, lipidosis in adrenal cortex in 17/17, vacuolization of cortex cytoplasm)		Latendresse et al. 1994a TCP
71	Rat (Fischer- 344)	106 d (GO)	Bd Wt	400			Latendresse et al. 1994b TCP

Table 2-5. Levels of Significant Exposure to Organophosphate Ester Hydraulic Fluids - Oral (continued)

Key to <sup>a</sup> figure	Species/ (Strain)	Exposure/ Duration/ Frequency (Specific Route)	System	NOAEL (mg/kg/day)	LOAEL		Reference Fluid Identity
					Less Serious (mg/kg/day)	Serious (mg/kg/day)	
72	Rat (Fischer- 344) (F)	13 wk 7 d/wk (F)	Resp	770			NTP 1994 TCP
			Cardio	770			
			Gastro	770			
			Hepatic	770			
			Renal	430 M	750 M (renal papillary edema and/or necrosis)		
				230 F	430 F (renal papillary edema and/or necrosis)		
			Endocr		55 M (cytoplasmic vacuolization of the adrenal cortex)		
			Dermal	770			
			Bd Wt	220 M	430 M (11% decrease in body weight)	750 M (33% decrease in body weight)	
				220 F	430 F (11% decrease in body weight)		
73	Rat (Fischer- 344) (GO)	13 wk 5 d/wk (GO)	Resp	800			NTP 1994 TCP
			Cardio	800			
			Gastro	800			
			Hemato	800			
			Hepatic	800			
			Renal	800			
			Endocr		50 (cytoplasmic vacuolization of the adrenal cortex)		
			Dermal	800			
			Bd Wt	400 M	800 M (13% decreased body weight)		
				800 F			

Table 2-5. Levels of Significant Exposure to Organophosphate Ester Hydraulic Fluids - Oral (continued)

Key to figure <sup>a</sup>	Species/ (Strain)	Exposure/ Duration/ Frequency (Specific Route)	System	LOAEL		Reference Fluid Identity	
				NOAEL (mg/kg/day)	Less Serious (mg/kg/day)		Serious (mg/kg/day)
74	Rat (Wistar)	9 wk (F)	Hemato		250M (decr. erythrocyte counts and hemoglobin)		Oishi et al. 1982 TMP
			Hepatic	250 M			
			Renal	250 M			
			Bd Wt		250M (12% decreased body weight)		
75	Rat (Wistar)	9 wk (F)	Hemato	250 M			Oishi et al. 1982 TOP
			Hepatic	250 M			
			Renal	250 M			
			Bd Wt	250 M			

Table 2-5. Levels of Significant Exposure to Organophosphate Ester Hydraulic Fluids - Oral (continued)

Key to figure	Species/ (Strain)	Exposure/ Duration/ Frequency (Specific Route)	System	NOAEL (mg/kg/day)	LOAEL		Reference Fluid Identity
					Less Serious (mg/kg/day)	Serious (mg/kg/day)	
76	Mouse (B6C3F1)	13 wk 7 d/wk (F)	Resp	900 M			NTP 1994 TCP
			Cardio	1050 F			
				900 M			
				1050 F			
			Gastro	900 M			
				1050 F			
			Hemato	900 M			
				1050 F			
			Musc/skel	950 M			
				1050 F			
			Hepatic	45 M	110 M (minimal papillary hyperplasia of the gallbladder mucosa in 4/10)		
				130 F	230 F (mild papillary hyperplasia of the gallbladder mucosa in 10/10)		
			Renal	380 M	900 M (renal tubule regeneration in 10/10)		
				1050 F			
Endocr	45 M	110 M (minimal to moderate cytoplasmic vacuolization of adrenal cortex)					
		65 F					
Dermal	900 M						
	1050 F						
Bd Wt	380 M	900 M (18% decreased body weight)					
	230 F	530 F (14% decreased body weight)	1050 F 20% decreased body weight)				

Table 2-5. Levels of Significant Exposure to Organophosphate Ester Hydraulic Fluids - Oral (continued)

Key to <sup>a</sup> figure	Species/ (Strain)	Exposure/ Duration/ Frequency (Specific Route)	System	NOAEL (mg/kg/day)	LOAEL		Reference Fluid Identity		
					Less Serious (mg/kg/day)	Serious (mg/kg/day)			
77	Mouse (B6C3F1)	13 wk 5 d/wk (GO)	Resp	800				NTP 1994 TCP	
			Cardio	800					
			Gastro	800					
			Hemato	800					
			Musc/skel	800					
			Hepatic	800					
			Renal	800					
			Endocr		50	(cytoplasmic vacuolization of the adrenal cortex)			
Dermal	800								
	Bd Wt	200	400	(12-19% decreased body weight)	800 M (24% decreased body weight)				
<b>Immunological/Lymphoreticular</b>									
78	Rat (Fischer- 344)	16 d 5 d/wk (GO)		730	1450	(significantly decreased thymus weight)	2900	(necrosis of mandibular lymph node, spleen, and thymus)	NTP 1994 TCP
79	Rat (Fischer- 344)	13 wk 7 d/wk (F)		750 M 770 F					NTP 1994 TCP
80	Rat (Fischer- 344)	13 wk 5 d/wk (GO)		800					NTP 1994 TCP



Table 2-5. Levels of Significant Exposure to Organophosphate Ester Hydraulic Fluids - Oral (continued)

Key to <sup>a</sup> figure	Species/ (Strain)	Exposure/ Duration/ Frequency (Specific Route)	System	LOAEL			Reference Fluid Identity
				NOAEL (mg/kg/day)	Less Serious (mg/kg/day)	Serious (mg/kg/day)	
81	Mouse (B6C3F1)	16 d		730 M	1450M (mild lymphoid depletion of thymus)	2900	NTP 1994 TCP
		5 d/wk (GO)		1450 F			
82	Mouse (B6C3F1)	13 wk 5 d/wk (GO)		800			NTP 1994 TCP
83	Mouse (B6C3F1)	13 wk		900 M			NTP 1994 TCP
		7 d/wk (F)		1050 F			
<b>Neurological</b>							
84	Rat (Sprague- Dawley)	91 d (F)		250 M	250 F (decreased erythrocyte and brain aChE levels)		Healy et al. 1991 DBPP
				50 F			
85	Rat (Fischer- 344)	13 wk 5 d/wk (GO)		800			NTP 1994 TCP
86	Rat (Fischer- 344)	13 wk 7 d/wk (F)		750 M			NTP 1994 TCP
				770 F			

Table 2-5. Levels of Significant Exposure to Organophosphate Ester Hydraulic Fluids - Oral (continued)

Key to <sup>a</sup> figure	Species/ (Strain)	Exposure/ Duration/ Frequency (Specific Route)	System	LOAEL			Reference Fluid Identity
				NOAEL (mg/kg/day)	Less Serious (mg/kg/day)	Serious (mg/kg/day)	
87	Mouse (B6C3F1)	13 wk 7 d/wk (F)		180 M	380 M (decreased forelimb grip strength)	900 M (axonal degeneration in sciatic nerve and spinal cord, tremors)	NTP 1994 TCP
				230 F		530 F (decreased forelimb and hindlimb grip strength; axonal degeneration of the spinal cord and sciatic nerve)	
88	Mouse (B6C3F1)	13 wk 5 d/wk (GO)		50		100 (multifocal degeneration of the spinal cord and sciatic nerve)	NTP 1994 TCP
89	Chicken (NS)	28 d (GO)		444 F		1333 F (ataxia in 2/5)	FMC 1986 Durad 110
90	Chicken (Warren S.S.L)	91-94 d (GO)		20 F		90 F (ataxia in 4/20, axonal damage in spinal cord and peripheral nerves, stumbling, weak limb movements)	FMC 1986 Durad 110
91	Chicken (G. gallus)	10 wk 5 d/wk 1 x/d (GO)			10 F (depression of brain and spinal cord neurotoxic esterase activity)	60 F (ataxia, axonal degeneration)	Freudenthal et al. 1993 TCP
<b>Reproductive</b>							
92	Rat (Fischer- 344)	20, 40, 60 d 1 x/d (G)		2800 M	1700 F (lipidosis in ovarian interstitial cells of 9/9)		Latendresse et al. 1994a BTP

Table 2-5. Levels of Significant Exposure to Organophosphate Ester Hydraulic Fluids - Oral (continued)

Key to <sup>a</sup> figure	Species/ (Strain)	Exposure/ Duration/ Frequency (Specific Route)	System	NOAEL (mg/kg/day)	LOAEL		Reference Fluid Identity
					Less Serious (mg/kg/day)	Serious (mg/kg/day)	
93	Rat (Fischer- 344)	98 d (GO)				600 (decreased number of litters per fertile pair)	Latendresse et al. 1994b BTP
94	Rat (Fischer- 344)	106 d (GO)				1000 M (decreased fertility index) 1000 F (decreased mating and fertility indices, abnormal estrous cycle, decreased uterine weight)	Latendresse et al. 1994b BTP
95	Rat (Albino)	90 d (F)		50			Monsanto 1979 Pydraul 90E
96	Rat (Long- Evans)	66 d 1 x/d (GO)				100 M (increased abnormal sperm morphology and necrosis of seminiferous tubules) 200 F (decreased fertility; vacuolar cytoplasmic alteration of ovarian interstitial cells; increased follicular and luteal activity)	Carlton et al. 1987 TCP
97	Rat (Fischer- 344)	20, 40, 60 d 1 x/d (GO)			400 F (lipidosis in ovarian interstitial cells of 8/8, ovarian interstitial cell hypertrophy) 400M (testicular degeneration in 9/9; decreased testicular weight)		Latendresse et al. 1994a TCP
98	Rat (Fischer- 344)	106 d (GO)				400 M (100% infertility, decreased testicular and epididymal weights) 400 F (increased ovarian weight)	Latendresse et al. 1994b TCP

Table 2-5. Levels of Significant Exposure to Organophosphate Ester Hydraulic Fluids - Oral (continued)

Key to <sup>a</sup> figure	Species/ (Strain)	Exposure/ Duration/ Frequency (Specific Route)	System	NOAEL (mg/kg/day)	LOAEL		Reference Fluid Identity	
					Less Serious (mg/kg/day)	Serious (mg/kg/day)		
99	Rat (Fischer- 344)	98 d (GO)				400	(decreased fertility index, number of litters per fertile pair, and number of live pups per litter)	Latendresse et al. 1994b TCP
100	Rat (Fischer- 344)	13 wk 7 d/wk (F)		220 M	430 M (significantly decreased absolute and relative testis weight and small testes; atrophy of the seminiferous tubules)			NTP 1994 TCP
					65 F (hypertrophy & inflammation of ovarian interstitial cells)			
101	Rat (Fischer- 344)	13 wk 5 d/wk (GO)		200 M	400 M (atrophy of the seminiferous tubules)			NTP 1994 TCP
					50 F (ovarian interstitial cell hypertrophy)			
102	Mouse (Swiss CD-1)	25 wk (F)				250	(reduced number and proportion of live pups per litter and decreased fertility index)	Chapin et al. 1988 TCP
						250 M	(decreased sperm motility and concentration, increased percentage of abnormal sperm, atrophy of the seminiferous tubules, decreased fertility index)	
103	Mouse (Swiss CD-1)	105 d (F)		62.5		124	(incr. number of dead pups and decr. number of live pups per litter, decr. number of litters)	Chapin et al. 1988 TCP

Table 2-5. Levels of Significant Exposure to Organophosphate Ester Hydraulic Fluids - Oral (continued)

Key to figure <sup>a</sup>	Species/ (Strain)	Exposure/ Duration/ Frequency (Specific Route)	System	NOAEL (mg/kg/day)	LOAEL		Reference Fluid Identity
					Less Serious (mg/kg/day)	Serious (mg/kg/day)	
104	Mouse (B6C3F1)	13 wk 5 d/wk (GO)		200 M	400 M (seminiferous tubule atrophy in 10/10) 50 F (ovarian interstitial cell hypertrophy in 9/10)		NTP 1994 TCP
105	Mouse (B6C3F1)	13 wk 7 d/wk (F)		900 M 230 F	530 F (increased cytoplasmic vacuolization in ovarian interstitial cells)		NTP 1994 TCP
<b>CHRONIC EXPOSURE</b>							
<b>Systemic</b>							
106	Rat (Sprague- Dawley)	24 mo (F)	Hemato	143.3 M 181.5 F			FMC 1994a TBP
			Renal	8.9 M	32.5 M (epithelial hyperplasia and papilloma of urinary bladder)		
				11.6 F	42 F (epithelial hyperplasia and papilloma of urinary bladder)		
			Bd Wt	32.5 M	143.3 M (19% decreased body weight)		
				11.6 F	42 F (12% decreased body weight)	181.5 F (20% decreased body weight)	

Table 2-5. Levels of Significant Exposure to Organophosphate Ester Hydraulic Fluids - Oral (continued)

Key to <sup>a</sup> figure	Species/ (Strain)	Exposure/ Duration/ Frequency (Specific Route)	System	NOAEL (mg/kg/day)	LOAEL		Reference Fluid Identity
					Less Serious (mg/kg/day)	Serious (mg/kg/day)	
107 Rat (Fischer- 344)	Rat (F)	104 wk 7 d/wk	Resp	13 M 15 F			NTP 1994 TCP
			Cardio	13 M 15 F			
			Gastro	13 M 15 F			
			Hemato	13 M 15 F			
			Musc/skel	13 M 15 F			
			Hepatic	13 M 15 F			
			Renal	13 M 15 F			
			Endocr	13 M 7 F	15 F (cytoplasmic vacuolization of the adrenal cortex in 36/50)		
			Dermal	13 M 15 F			
			Bd Wt	13 M 15 F			

Table 2-5. Levels of Significant Exposure to Organophosphate Ester Hydraulic Fluids - Oral (continued)

Key to <sup>a</sup> figure	Species/ (Strain)	Exposure/ Duration/ Frequency (Specific Route)	System	NOAEL (mg/kg/day)	LOAEL		Reference Fluid Identity						
					Less Serious (mg/kg/day)	Serious (mg/kg/day)							
108	Mouse (B6C3F1)	105 wk 7 d/wk (F)	Resp	27 M 37 F	13M (increased incidences of clear cell foci, fatty change, and ceroid pigmentation)		NTP 1994 TCP						
			Cardio	27 M 37 F									
			Gastro	27 M 37 F									
			Hemato	27 M 37 F									
			Musc/skel	27 M 37 F									
			Hepatic	7 M 37 F									
			Renal	27 M 37 F									
			Endocr	7M (ceroid pigmentation of the adrenal cortex: minimal to mild) 8 F (ceroid pigmentation of the adrenal cortex: moderate to marked)									
			Dermal	27 M 37 F									
			Bd Wt	27 M 37 F									
			Immunological/Lymphoreticular										
			109	Rat (Fischer- 344)				104 wk 7 d/wk (F)		13 M 15 F			NTP 1994 TCP

Table 2-5. Levels of Significant Exposure to Organophosphate Ester Hydraulic Fluids - Oral (continued)

Key to <sup>a</sup> figure	Species/ (Strain)	Exposure/ Duration/ Frequency (Specific Route)	System	LOAEL			Reference Fluid Identity
				NOAEL (mg/kg/day)	Less Serious (mg/kg/day)	Serious (mg/kg/day)	
110	Mouse (B6C3F1)	105 wk 7 d/wk (F)		27 M 37 F			NTP 1994 TCP
<b>Neurological</b>							
111	Rat (Fischer- 344)	104 wk 7 d/wk (F)		13 M 15 F			NTP 1994 TCP
112	Mouse (B6C3F1)	105 wk 7 d/wk (F)		27 M 37 F			NTP 1994 TCP
<b>Reproductive</b>							
113	Rat (Fischer- 344)	104 wk 7 d/wk (F)		13 M 7 F	15 F (ovarian interstitial cell hyperplasia)		NTP 1994 TCP



Table 2-5. Levels of Significant Exposure to Organophosphate Ester Hydraulic Fluids - Oral (continued)

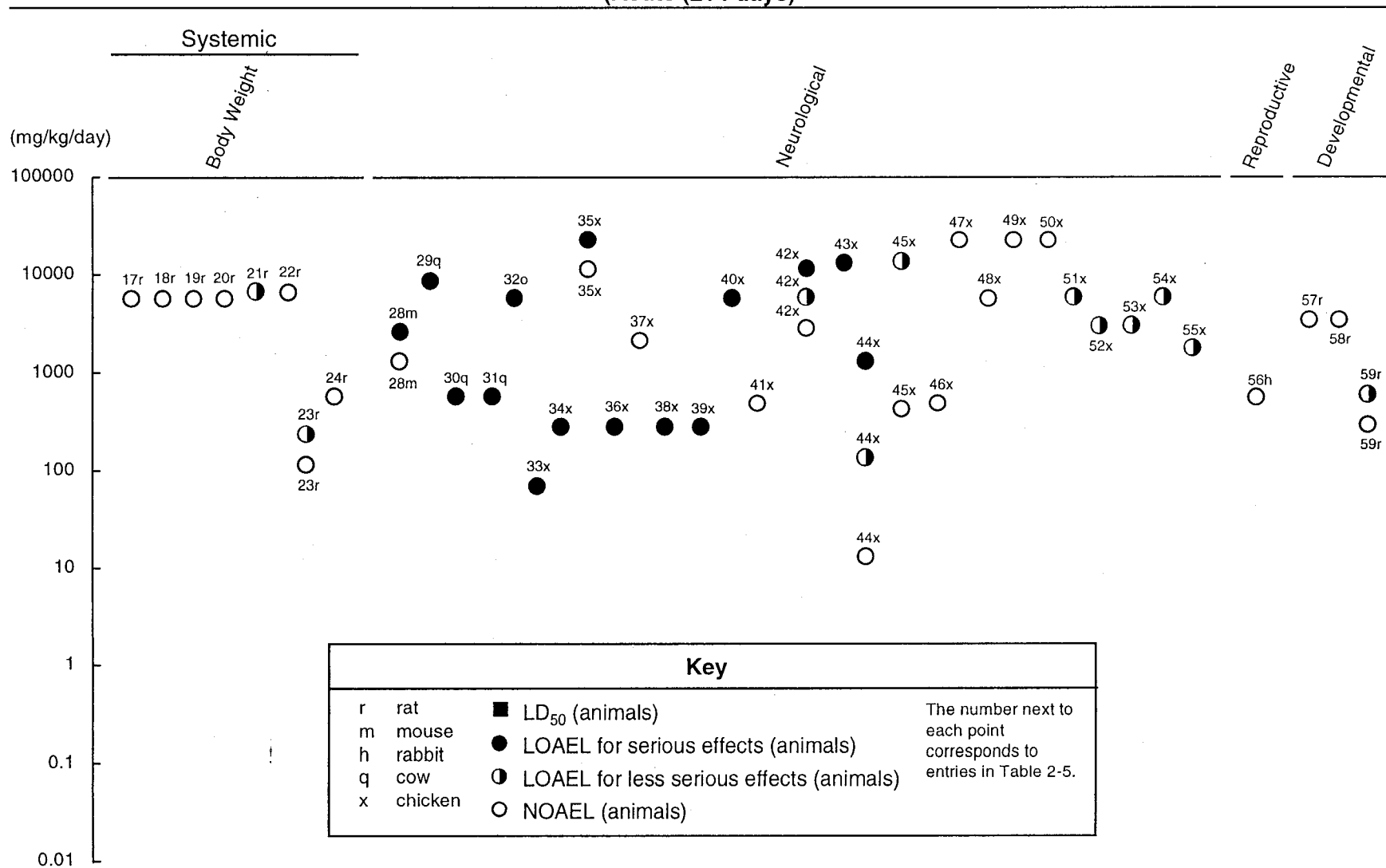
Key to <sup>a</sup> figure	Species/ (Strain)	Exposure/ Duration/ Frequency (Specific Route)	System	NOAEL (mg/kg/day)	LOAEL		Reference Fluid Identity
					Less Serious (mg/kg/day)	Serious (mg/kg/day)	
114	Mouse (B6C3F1)	105 wk 7 d/wk (F)		27 M 37 F			NTP 1994 TCP

<sup>a</sup> The number corresponds to entries in Figure 2-5.

AChE = acetylcholinesterase; Bd Wt = body weight; BTP = butylated triphenyl phosphate; BUN = blood urea nitrogen; (C) = capsule; Cardio = cardiovascular; d = day(s); decr. = decreased; DBPP = dibutylated phenyl phosphate; 2EDP = 2-ethylhexyl diphenyl phosphate; Endocr = endocrine; F = female; (G) = gavage; Gastro = gastrointestinal; Gd = gestational day; (GI) = gastric intubation; (GO) = gavage in oil; Hemato = hematological; incr. = increased; IPTPP = isopropyl triphenyl phosphate; LD<sub>50</sub> = lethal dose, 50% kill; LOAEL = lowest-observed-adverse-effect level; M = male; MCV = mean corpuscular volume; MCHC = mean corpuscular hemoglobin concentration; mo = month(s); Musc/skel = musculoskeletal; NOAEL = no-observed-adverse-effect level; NS = not specified; NTE = neurotoxic esterase; RBC = red blood cell; Resp = respiratory; TBEP = tributoxethyl phosphate; TBP = tributyl phosphate; TMP = trimethyl phosphate; TNBP = tri-n-butyl phosphate; TOP = trioctyl phosphate; wk = week(s); x = times; yr = year(s).

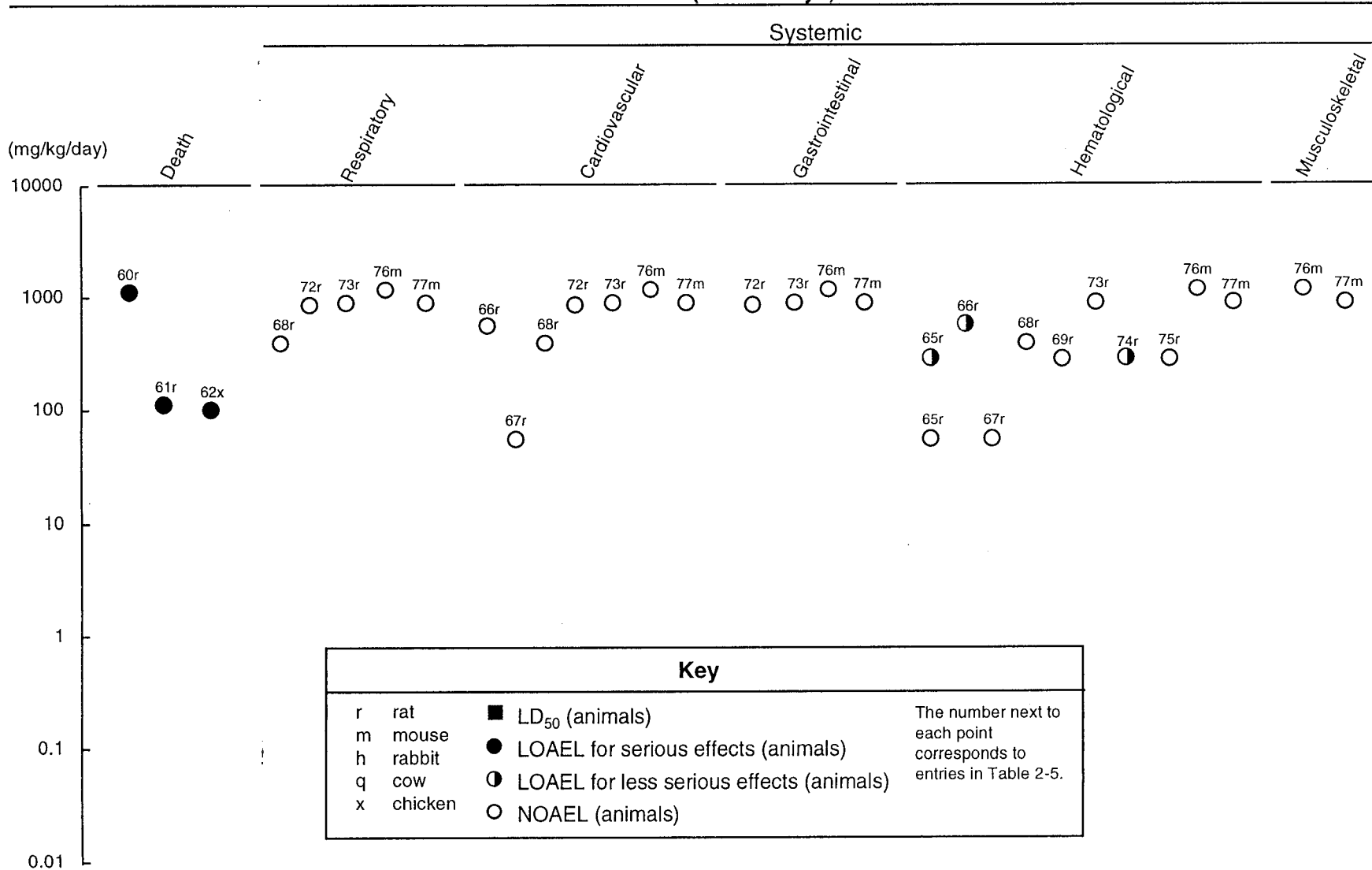


**Figure 2-5. Levels of Significant Exposure to Organophosphate Ester Hydraulic Fluids Oral (cont.)**  
**(Acute (≤14 days))**




**Figure 2-5. Levels of Significant Exposure to Organophosphate Ester Hydraulic Fluids  
Oral (cont.)**

**Intermediate (15-364 days)**



**Figure 2-5. Levels of Significant Exposure to Organophosphate Ester Hydraulic Fluids  
Oral (cont.)  
Intermediate (15-364 days)**



**Figure 2-5. Levels of Significant Exposure to Organophosphate Ester Hydraulic Fluids Oral (cont.)**  
**Intermediate (15-364 days)**

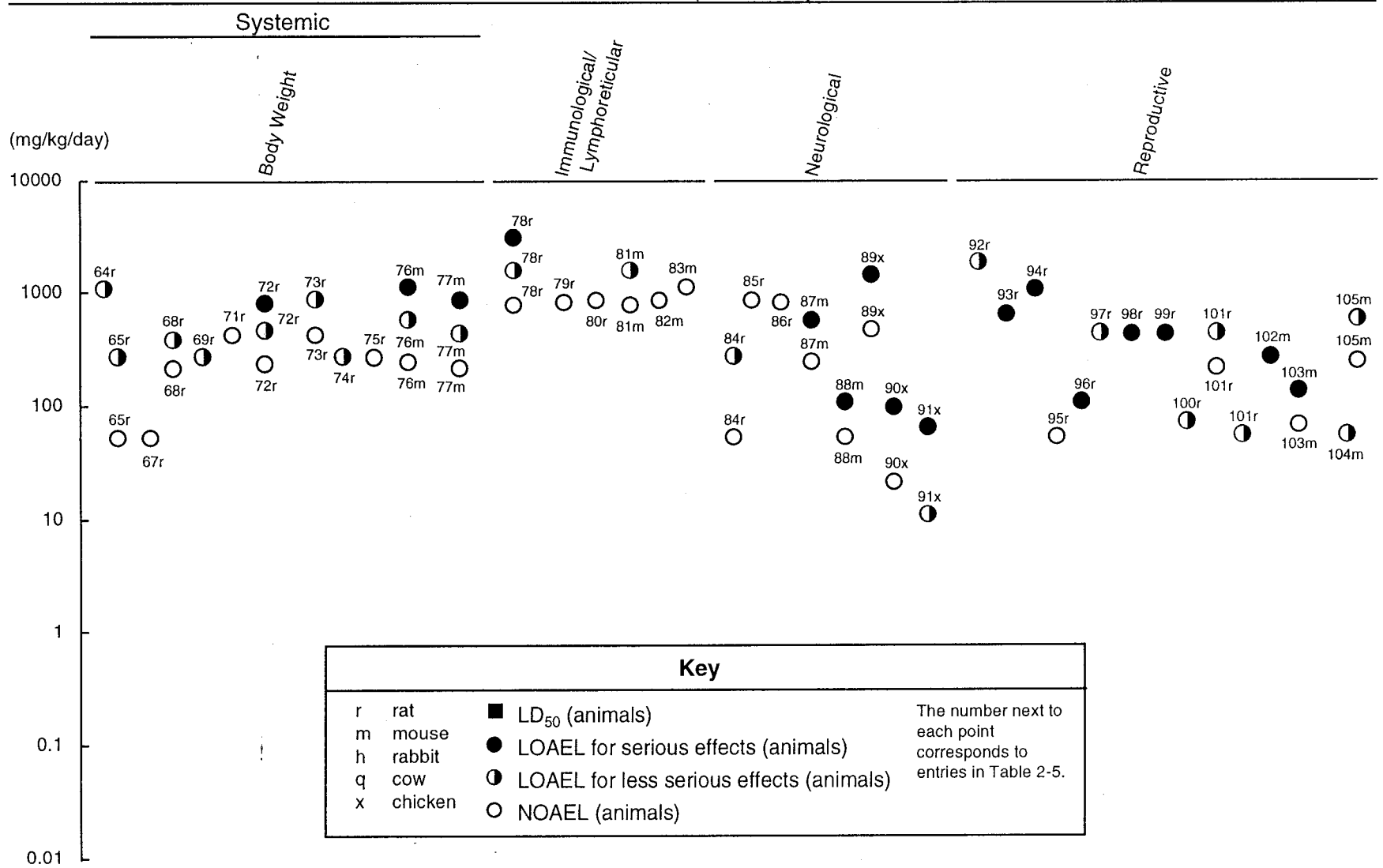




Table 2-6. Levels of Significant Exposure to Polyalphaolefin Hydraulic Fluids - Oral

Key to figure <sup>a</sup>	Species/ (Strain)	Exposure/ Duration/ Frequency (Specific Route)	System	NOAEL (mg/kg/day)	LOAEL		Reference Fluid Identity
					Less Serious (mg/kg/day)	Serious (mg/kg/day)	
<b>ACUTE EXPOSURE</b>							
<b>Systemic</b>							
1	Rat (Sprague- Dawley)	once (GO)	Bd Wt	5000			Kinkead et al. 1987b (B85-174)
2	Rat (Sprague- Dawley)	once (G)	Bd Wt	4250			MacEwen and Vernot 1983 (DTNSRDC N517)
3	Rat (Sprague- Dawley)	once (G)	Bd Wt	4250			MacEwen and Vernot 1983 (DTNSRDC N518)
4	Rat (Sprague- Dawley)	once (G)	Bd Wt	4250			MacEwen and Vernot 1983 (DTNSRDC N448)
5	Rat (Sprague- Dawley)	once (G)	Bd Wt	4250			MacEwen and Vernot 1983 (DTNSRDC N501)
6	Rat (Sprague- Dawley)	once (G)	Bd Wt	4250			MacEwen and Vernot 1983 (DTNSRDC N525)
7	Rat (Sprague- Dawley)	once (G)	Bd Wt	4250			MacEwen and Vernot 1983 (DTNSRDC N527)
8	Rat (Sprague- Dawley)	once (GO)	Bd Wt	4250			Kinkead et al. 1985 (MIL-H-83282)
9	Rat (Sprague- Dawley)	once (G)	Bd Wt	5000			Kinkead et al. 1992b (MIL-H-83282LT)



Table 2-6. Levels of Significant Exposure to Polyalphaolefin Hydraulic Fluids - Oral (continued)

Key to <sup>a</sup> figure	Species/ (Strain)	Exposure/ Duration/ Frequency (Specific Route)	System	NOAEL (mg/kg/day)	LOAEL		Reference Fluid Identity
					Less Serious (mg/kg/day)	Serious (mg/kg/day)	
<b>Neurological</b>							
10	Rat (Fischer- 344)	once (G)		5000			Kinkead et al. 1992b (MIL-H-83282LT)
11	Chicken (Leghorn)	once (GO)		6375 F			Kinkead et al. 1985 (MIL-H-83282)
<b>INTERMEDIATE EXPOSURE</b>							
<b>Systemic</b>							
12	Rat (Fischer- 344)	4 wk 5 d/wk 1 x/d (G)	Hemato  Hepatic  Renal  Bd Wt	1000 M	1000M (131% increase in peroxisomal oxidation rate; increase of 75 IU/L in alkaline phosphatase)	1000M (130% increase in urinary protein to creatinine ratio)	Mattie et al. 1993 MIL-H-83282
13	Rat (Fischer- 344)	4 wk 5 d/wk 1 x/d (G)	Cardio  Hemato  Hepatic  Renal Bd Wt	1000	1000M (47% increase in WBC; reductions, ~ 10%, in hemoglobin and mean cell hemoglobin concentration; anemia)	1000M (164% increase in peroxisomal oxidation rate)	Mattie et al. 1993 MIL-H-83282LT
				1000 M	1000M (diuresis)		

Table 2-6. Levels of Significant Exposure to Polyalphaolefin Hydraulic Fluids - Oral (continued)

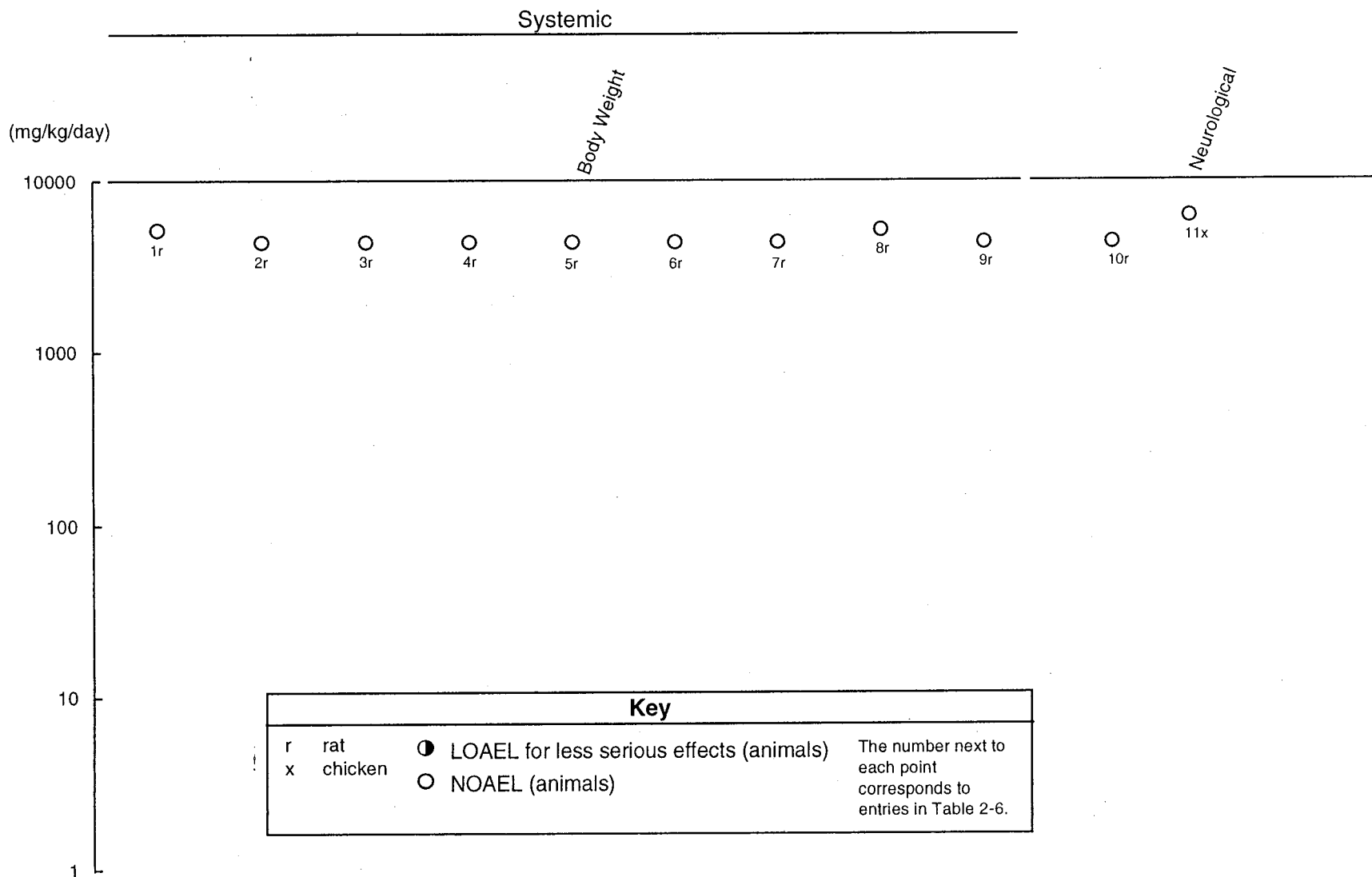
Key to <sup>a</sup> figure	Species/ (Strain)	Exposure/ Duration/ Frequency (Specific Route)	System	NOAEL (mg/kg/day)	LOAEL		Reference Fluid Identity
					Less Serious (mg/kg/day)	Serious (mg/kg/day)	
<b>Immunological/Lymphoreticular</b>							
14	Rat (Fischer- 344)	4 wk 5 d/wk 1 x/d (G)		1000			Mattie et al. 1993 MIL-H-83282
15	Rat (Fischer- 344)	4 wk 5 d/wk 1 x/d (G)		1000			Mattie et al. 1993 (MIL-H-83282LT)

<sup>a</sup>The number corresponds to entries in Figure 2-6.

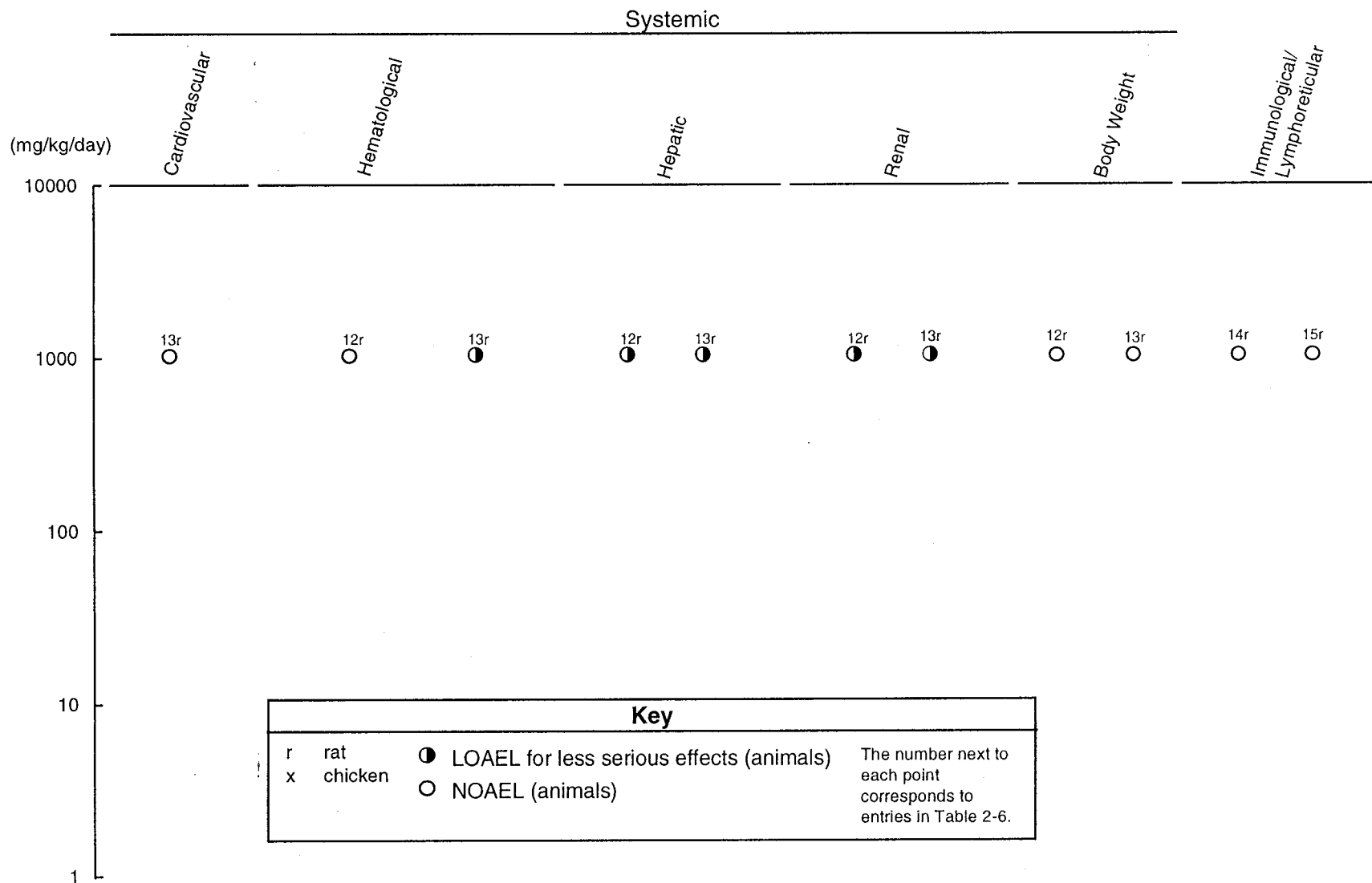
Bd Wt = body weight; Cardio = cardiovascular; d = day(s); F = female; Hemato = hematological; (G) = gavage, unspecified; (GO) = gavage-oil; LOAEL = lowest-observed-adverse-effect-level; M = male; NOAEL = no-observed-adverse-effect level; once = a single dose or exposure; WBC = white blood cells; wk = week(s); x = times.

Figure 2-6. Levels of Significant Exposure to Polyalphaolefin Hydraulic Fluids - Oral

Acute ( $\leq 14$  days)



**Figure 2-6. Levels of Significant Exposure to Polyalphaolefin Hydraulic Fluids - Oral (cont.)**  
 Intermediate (15-364 days)



## 2. HEALTH EFFECTS

**Organophosphate Ester Hydraulic Fluids.** Reports of organophosphate poisonings in the United States, India, and South Africa date back to the 1930s when tri-*ortho*-cresyl phosphate was either inadvertently mixed with cooking oils or was an adulterant of an alcohol-containing extract, Jamaica Ginger (Goldstein et al. 1988). Few deaths are reported, but polyneuritis and paralysis are common to these outbreaks.

Acute oral exposure to several organophosphate ester hydraulic fluids produced deaths in rabbits, chickens, and cows. The deaths were associated with severe cholinergic symptoms or symptoms of organophosphorus induced delayed neuropathy (OPIDN). (See Section 2.2.2.4 for further details on the neurological effects.)

Single oral gavage doses of several organophosphate ester hydraulic fluids produced deaths in rats. LD<sub>50</sub> values are reported for rats at >8,400 mg/kg for triaryl phosphates, 2,400 mg/kg for dibutyl phenyl phosphate, and 1,400 mg/kg for tributyl phosphate (Johannsen et al. 1977). No deaths were reported for rats at the highest administered dosage levels which were: Durads 300, 550B, 116, and 220B, 5,000 mg/kg (FMC 1990a); Durad MP280, 5,775 mg/kg (Gaworski et al. 1986); and Cellulube 220 (two rats tested), 20,000 mg/kg (Dollahite and Pierce 1969). Single gavage doses of 34,500 mg/kg Pydraul 50E produced deaths in 3 of 10 rats from unspecified causes, but a dosage level of 28,750 mg/kg produced no deaths (FMC 1978a). No deaths were reported in rats orally exposed to a cyclotriphosphazene-based fluid at ≤5,000 mg/kg (Kinkead et al. 1992c; MacEwen and Vemot 1985).

Cellulube 220 produced deaths (including animals killed due to morbidity) associated with severe cholinergic symptoms and paralysis that developed within 5 days in four of five rabbits after administration of single doses of 7,500 mg/kg, but no deaths were produced after two rabbits received doses of 6,000 mg/kg (Dollahite and Pierce 1969). Lethal cholinergic toxicity after 6 days was observed in one of two rabbits exposed daily to 120 mg/kg/day of Cellulube 220 for 2-14 days (Carpenter et al. 1959).

The actual composition of the Cellulube 220 was not reported in either the Dollahite or Carpenter studies, so the large difference in doses causing death can not be explained. Deaths were also reported in 5 of 5 pregnant Wistar rats after 5-6 daily doses of 800 mg/kg tributyl phosphate beginning on gestation day 7 (Noda et al. 1994).

The acute oral LD<sub>50</sub> values for Skydrol 500B-4, Skydrol LD-4, tributyl phosphate, and dibutyl phenyl phosphate in chickens were 2, 559, 2, 594, 1,500 or 1,800, and <2,000 mg/kg, respectively; deaths occurred

## 2. HEALTH EFFECTS

within 1-3 days with severe cholinergic symptoms (Carrington et al. 1989; Johannsen et al. 1977; Monsanto 1987c, 1987d). Lethal single gavage doses of 300 and 5,000 mg/kg were associated with severe neurotoxicity (paralysis, and inability to stand) in chickens treated with Fyrquel 150 (Stauffer Chemical Co. 1971) and Fyrquel 220 (FMC 1977a), respectively.

A single gavage dose of 5,000 mg/kg Fyrquel 150 produced lethal cholinergic symptoms in a calf; dosage levels of 500 and 1,000 mg/kg also produced cholinergic signs in adult cows. Death resulted from paralysis about 20 days after dosing (Beck et al. 1977). A calf died 30 days after a single dose of 7,700 mg/kg Cellulube 220; decreased erythrocyte acetylcholinesterase was observed (time of onset not reported) and axonal degeneration and demyelination in the peripheral and central nervous systems were observed beginning 19 days after dosing (Dollahite and Pierce 1969).

Intermediate-duration oral exposure to Durad 110 produced deaths in chickens associated with the delayed development of neuropathy at dosage levels of 4,000 mg/kg/day in a 28-day study and 90 mg/kg/day in a 90-day study (FMC 1986). At 100 mg/kg/day over a 13-week period, 2 of 12 male and 1 of 12 female rats died with exposure to tri-n-butyl phosphate (Healy et al. 1995). Dietary administration of Pydraul 90E for 90 days providing daily doses of 50 mg/kg/day produced no chemical-related deaths in rats (Monsanto 1979). An organophosphate ester hydraulic fluid designated MIL-H-83306 also caused death in 4 of 4 rats exposed by gavage to 1,000 mg/kg over a 26-day period (Mattie et al. 1993).

Gavage exposure to 2,900 mg/kg/day tricresyl phosphate for 16 days, 5 days a week, resulted in death in 5 of 10 male and 7 of 10 female Fischer 344 rats (NTP 1994). Deaths occurred in 5 of 10 male and 10 of 10 female B<sub>6</sub>C<sub>3</sub>F<sub>1</sub> mice at 1,450 mg/kg/day in a parallel study. No deaths occurred in rats in 13-week feeding ( $\leq 770$  mg/kg/day) or gavage studies (5 days a week,  $\leq 800$  mg/kg/day) or in 2-year feeding studies at  $\leq 15$  mg/kg/day (NTP 1994). Similar results were obtained in mice where the highest doses were 1,050 mg/kg/day (13-week feeding), 800 mg/kg/day (13-week gavage), and 37 mg/kg/day (2-year feeding).

All LOAEL values for each reliable study for death in each species and duration category are recorded in Table 2-5 and plotted in Figure 2-5.

## 2. HEALTH EFFECTS

**Polyalphaolefin Hydraulic Fluids.** No studies were located regarding death in humans after oral exposure to polyalphaolefin hydraulic fluids.

A U.S. military polyalphaolefin hydraulic fluid, MIL-H-83282LT, produced no deaths in adult leghorn chickens when two gavage doses of 5,000 mg/kg were administered separated by 21 days; a 21 -day observation period followed the second dose administration (Kinkead et al. 1992b). Single gavage 5 ml/kg ( $\approx$ 4,250 mg/kg) doses of another U.S. military fluid, MIL-H-83282, produced no deaths in rats within 14 days of dosing (Kinkead et al. 1985). No deaths occurred within 14 days of dosing in other groups of rats treated with one of several other U.S. military polyalphaolefin hydraulic fluids (designated as B85-174 and DTNSRDC Nos. N448, N501, N5 17, N5 18, N525, and N527) at single gavage dosage levels of 5 mL/kg ( $\approx$ 4,250 mg/kg) or 5,000 mg/kg (Kinkead et al. 1987b; MacEwen and Vemot 1983). No other information was located regarding deaths in animals after oral exposure to polyalphaolefin hydraulic fluids.

### 2.2.2.2 Systemic Effects

The highest NOAEL values and all LOAEL values from each reliable study for systemic effects in each species and duration category are recorded in Tables 2-4,2-5, and 2-6 and are plotted in Figures 2-4,2-5, and 2-6 for mineral oil hydraulic fluids, organophosphate ester hydraulic fluids, and polyalphaolefin hydraulic fluids, respectively. Because of the uncertainty on whether chickens are a good model for human systemic effects (respiratory, cardiovascular, gastrointestinal, hematological, musculoskeletal, hepatic, renal, dermal, and ocular), these data are not listed in the LSE tables or figures. However, chickens have been shown to be sensitive models for neurotoxicity, and data from chickens are included in the LSE tables and figures. Some of the systemic effects resulting from oral exposure to the organophosphate ester hydraulic fluids are most likely secondary to their anticholinesterase activity.

### Respiratory Effects.

**Mineral Oil Hydraulic Fluids.** Lipoid pneumonia with marked interstitial pneumonitis and pulmonary fibrosis was observed in a child accidentally ingesting a lethal dose of automotive transmission fluid (Perrot and Palmer 1992). Although the exact composition of the hydraulic fluid was not reported, it is assumed to be a mineral oil hydraulic fluid because automotive transmission fluids typically contain 75-80% mineral oil. The presence of lipoid/oil droplets in the lungs suggested that some of the hydraulic fluid was aspirated.

## 2. HEALTH EFFECTS

Granulomatous perbronchitis (1 of 4) and multifocal bronchiolar/alveolar pneumonia (1 of 4) were noted in rats orally exposed to 1,000 mg/kg/day MIL-H-5606 for 26 days (Mattie et al. 1993). It is uncertain if these effects were treatment related.

***Organophosphate Ester Hydraulic Fluids.*** No studies were located regarding respiratory effects in humans after oral exposure to organophosphate ester hydraulic fluids.

A number of respiratory effects have been observed in animals acutely exposed to organophosphate ester hydraulic fluids by the oral route. Respiratory effects shortly after exposure to organophosphate ester hydraulic fluids may be due to acetylcholinesterase inhibition (see Neurological Effects sections for details). Rapid respirations were observed shortly after cows received a 500 mg/kg dose of Fyrquel 150 (Beck et al. 1977). In addition to the acetylcholinesterase inhibition-related effects, histological alterations have been observed. Bronchopneumonia and pulmonary atelectasis were observed in rabbits exposed to 120 mg/kg of Cellulube 220 (Carpenter et al. 1959), and emphysema, intralobular fibrosis, rapid respiration, and coughing were observed in cows exposed to Fyrquel 150 contaminated grass (Beck et al. 1977). Dyspnea was observed in goats and cows exposed to 5,000 and 7,700 mg/kg of Cellulube 220, respectively (Dollahite and Pierce 1969). Because the symptoms did not occur until 19 days after dosing, it is not likely to be the result of acetylcholinesterase inhibition; however, the cause of the dyspnea is not known. In rats acutely exposed to 5,000 mg/kg of Durad 110 or Durad 220B, chromorhinorrhea was observed. No respiratory effects were observed in rats exposed by gavage to  $\leq 350$  mg/kg of tributyl phosphate for 18 weeks (Laham et al. 1985).

Histological examination of the lungs, nose, and trachea revealed no treatment-related lesions in Fischer 344 rats and B<sub>6</sub>C<sub>3</sub>F<sub>1</sub> mice orally exposed to tricresyl phosphate (NTP 1994). Dosing regimens (highest doses in mg/kg/day in parenthesis) were as follows: 13-week feeding (rats 770, mice 1,050); 13-week gavage, 5 days a week (rats 800, mice 800); and 2-year feeding (rats 15, mice 37).

***Polyalphaolefin Hydraulic Fluids.*** No studies were located regarding respiratory effects in humans or animals after oral exposure to polyalphaolefin hydraulic fluids.

### **Cardiovascular Effects.**

***Mineral Oil Hydraulic Fluids.*** No studies were located regarding cardiovascular effects in humans or animals after oral exposure to mineral oil hydraulic fluids.



## 2. HEALTH EFFECTS

***Organophosphate Ester Hydraulic Fluids.*** No studies were located regarding cardiovascular effects in humans after oral exposure to organophosphate ester hydraulic fluids.

No gross or histological alterations in the cardiovascular system or changes in heart weight were observed in rabbits acutely exposed to  $\leq 480$  mg/kg/day of Cellulube 220 (Carpenter et al. 1959), in chickens acutely exposed to  $\leq 720$  mg/kg/day of Cellulube 220 (Carpenter et al. 1959), or in rats exposed to 50 mg/kg/day of Pydraul90E (Monsanto 1979) for an intermediate duration. Similar results were seen in rats exposed to 500 mg/kg of a fluid designated MIL-H-83306 (Mattie et al. 1993) for 26 days or to tributyl phosphate for 18 weeks (Laham et al. 1985). Histological examination of the heart revealed no treatment-related lesions in Fischer 344 rats and B6C3F<sub>1</sub> mice orally exposed to tricresyl phosphate (NTP 1994). Dosing regimens (highest doses in mg/kg/day in parenthesis) were as follows: 13-week feeding (rats 770, mice 1,050); 13-week gavage, 5 days a week (rats 800, mice 800); and 2-year feeding (rats 15, mice 37).

***Polyalphaolefin Hydraulic Fluids.*** No studies were located regarding cardiovascular effects in humans after oral exposure to polyalphaolefin hydraulic fluids.

No cardiovascular effects were observed in rats exposed by gavage to 1,000 mg/kg of a polyalphaolefin fluid designated MIL-H-83282 (Mattie et al. 1993).

### **Gastrointestinal Effects.**

***Mineral Oil Hydraulic Fluids.*** Subserosal hemorrhaging was observed in the small and large intestine and the omentum of a child who accidentally ingested a lethal amount of automobile transmission fluid (Perrot and Palmer 1992). Focal gastritis with edema and necrosis were observed in 2 of 4 rats exposed by gavage to 1,000 mg/kg MILH- 5606 for 26 days (Mattie et al. 1993).

***Organophosphate Ester Hydraulic Fluids.*** In a case report and in the report of an outbreak of organophosphate ester poisoning, vomiting, diarrhea, and gastric upset were found (Goldstein et al. 1988; Srivastava et al. 1990). Gastrointestinal effects may well have a neurological component, because of known anti-cholinesterase properties of organophosphate esters. Cholinesterase inhibition in the gastrointestinal

## 2. HEALTH EFFECTS

tract is commonly manifested as diarrhea. See Section 2.2.2.4 for a more complete discussion of cholinesterase inhibition.

The most commonly reported gastrointestinal tract effect observed in animals orally exposed to organophosphate ester hydraulic fluids is diarrhea. Following acute exposure, diarrhea has been observed in rats exposed to 5,775 mg/kg of Durad MP280 (Gaworski et al. 1986) or 5,750 mg/kg Fyrquel 220 (Gaworski 500 mg/kg/day of Fyrquel 150 (Beck et al. 1977). Diarrhea was also observed in a cow exposed to 8,333 mg/kg/day of Cellulube 220 for an intermediate duration (Dollahite and Pierce 1969). Other gastrointestinal effects reported in cows acutely exposed include abdominal pain at 500 mg/kg/day of Fyrquel 150 (Beck et al. 1977) and tympanitis at 7,700 mg/kg/day of Cellulube 220 (Dollahite and Pierce 1969). Hypersalivation is reported for rats exposed to a 325 mg/kg/day dose of tri-n-butyl phosphate (Healy et al. 1995) over 13 weeks and may also be a neurological effect, not a true gastrointestinal effect. Histological examination of gastrointestinal tissues revealed no treatment-related lesions in Fischer 344 rats and B6C3F<sub>1</sub> mice orally exposed to tricresyl phosphate (NTP 1994). Dosing regimens (highest doses in mg/kg/day in parenthesis) were as follows: 13-week feeding (rats 770, mice 1,050); 13-week gavage, 5 days a week (rats 800, mice 800); and 2-year feeding (rats 15, mice 37).

***Polyalphaolefin Hydraulic Fluids.*** No studies were located regarding gastrointestinal effects in humans or animals after oral exposure to polyalphaolefm hydraulic fluids.

### **Hematological Effects.**

***Mineral Oil Hydraulic Fluids.*** No studies were located regarding hematological effects in humans after oral exposure to mineral oil hydraulic fluids.

A statistically significant reduction of 16% in the percentage of lymphocytes in whole blood was reported in rats receiving 1,000 mg/kg/day ME-H-5606 for 26 days (Mattie et al. 1993).

***Organophosphate Ester Hydraulic Fluids.*** No studies were located regarding hematological effects in humans after oral exposure to organophosphate ester hydraulic fluids.

## 2. HEALTH EFFECTS

In rats exposed for intermediate durations at 250 mg/kg/day to tricresyl phosphate for 90 days, 250 mg/kg/day dibutyl phenyl phosphate for 91 days, or 250 mg/kg/day of trimethyl phosphate for 9 weeks, decreased hematocrit, erythrocyte counts and hemoglobin were reported (Healy et al. 1991; Oishi et al. 1982); at 500-1,000 mg/kg/day of MIL-H-83306, hemoglobin, mean cell hemoglobin, and mean cell hemoglobin concentration were reduced (Mattie et al. 1993). In other intermediate-duration studies, no effect on hematological parameters was observed in rats exposed to 50 mg/kg/day Pydraul 90 E (Monsanto 1979),  $\leq 350$  mg/kg/day of tributyl phosphate (Laham et al. 1985; Oishi et al. 1982),  $\leq 800$  mg/kg/day of tricresyl phosphate (Latendresse et al. 1994a, 1994b), or  $\leq 250$  mg/kg/day trioctyl phosphate (Oishi et al. 1982). Similar results were reported in rabbits exposed to  $\leq 480$  mg/kg/day Cellulube 220 (Carpenter et al. 1959). No alteration in hematological parameters was noted in Fischer 344 rats and B<sub>6</sub>C<sub>3</sub>F<sub>1</sub> mice orally exposed to tricresyl phosphate (NTP 1994). Dosing regimens (highest doses in mg/kg/day in parenthesis) were as follows: 13-week feeding (rats 770, mice 1,050); 13-week gavage, 5 days a week (rats 800, mice 800); and 2-year feeding (rats 15, mice 37).

***Polyalphaolefin Hydraulic Fluids.*** No studies were located regarding hematological effects in humans after oral exposure to polyalphaolefin hydraulic fluids.

Reductions of approximately 10% in total hemoglobin and mean cell hemoglobin were observed in rats receiving 1,000 mg/kg/day of MIL-H-83282LT for 4 weeks (Mattie et al. 1993). A 47% increase in white blood cell counts was also observed in this study. No effects on hematological parameters were seen in rats similarly exposed to MIL-H-83282 (Mattie et al. 1993).

### **Musculoskeletal Effects.**

***Mineral Oil Hydraulic Fluids.*** No studies were located regarding musculoskeletal effects in humans or animals after oral exposure to mineral oil hydraulic fluids.

***Organophosphate Ester Hydraulic Fluids.*** No studies were located regarding musculoskeletal effects in humans after oral exposure to organophosphate ester hydraulic fluids.

No gross or histological alterations were observed in skeletal muscle following acute exposure to Cellulube 220. The identified NOAEL values are 480 mg/kg/day in rabbits and 720 mg/kg/day in chickens (Carpenter et al. 1959). Muscle wasting was reported for cows exposed to a Fyrquel product containing tri-*ortho*-cresyl

## 2. HEALTH EFFECTS

phosphate (Julien et al. 1976). Histological examination of bone revealed no treatment-related lesions in Fischer 344 rats and B<sub>6</sub>C<sub>3</sub>F<sub>1</sub> mice orally exposed to tricresyl phosphate (NTP 1994). Dosing regimens (highest doses in mg/kg/day in parenthesis) were as follows: 13-week feeding (rats 770, mice 1,050); 13-week gavage, 5 days a week (rats 800, mice 800); and 2-year feeding (rats 15, mice 37).

***Polyalphaolefin Hydraulic Fluids.*** No studies were located regarding musculoskeletal effects in humans or animals after oral exposure to polyalphaolefin hydraulic fluids.

### **Hepatic Effects.**

***Mineral Oil Hydraulic Fluids.*** No studies were located regarding hepatic effects in humans after oral exposure to mineral oil hydraulic fluids.

A 32% increase in liver weights, along with a 187% increase in peroxisomal beta-oxidation activity, was noted in rats exposed to 1,000 mg/kg/day MIL-H-5606 for 26 days (Mattie et al. 1993). The toxicological significance of the changes in peroxisomal enzyme activities is unclear.

***Organophosphate Ester Hydraulic Fluids.*** No studies were located regarding hepatic effects in humans after oral exposure to organophosphate ester hydraulic fluids.

No gross or histological hepatic alterations were observed in rabbits exposed to ≤480 mg/kg/day or chickens exposed to up to 720 mg/kg/day, respectively, of Cellulube 220 for an acute duration (Carpenter et al. 1959). No hepatic effects were reported in rats exposed to 50 mg/kg/day of Pydraul 90E for an intermediate duration (Monsanto 1979). Several intermediate-exposure rat studies showed liver effects for organophosphate esters. Liver weight increases were shown for tributyl phosphate at 250 mg/kg/day (Laham et al. 1985; Oishi et al. 1982), trioctyl phosphate at 250 mg/kg/day (Oishi et al. 1982), 2-ethylhexyl diphenyl phosphate at 220 mg/kg/day (Noda et al. 1984), dibutyl phenyl phosphate at 250 mg/kg/day (Healy et al. 1991), butylated triphenyl phosphate at 1,000 mg/kg/day, tricresyl phosphate at 400 mg/kg/day (Latendresse et al. 1994b), and MIL-H-83306 at 500 mg/kg/day (Mattie et al. 1993). Blood urea nitrogen was also decreased in rats receiving 500 mg/kg/day MIL-H-83306 (Mattie et al. 1993). Histopathological evidence for hepatic effects after exposure to MIL-H-83306 (increased smooth endoplasmic reticulum) was found in rats exposed to 500 mg/kg/day for 26 days (Mattie et al. 1993). Changes in hepatic vacuolation and fatty accumulation were seen in rats exposed to 250 mg/kg/day dibutyl phenyl phosphate for 91 days (Healy et al. 1991).

## 2. HEALTH EFFECTS

No histopathologic evidence of hepatic changes was seen in Fischer 344 rats orally exposed to tricresyl phosphate for 13 weeks in feed ( $\leq 770$  mg/kg/day) or by gavage for 13 weeks, 5 days a week ( $\leq 800$  mg/kg/day) (NTP 1994). Minimal papillary hyperplasia of the gall bladder mucosa was seen in male B6C3F<sub>1</sub> mice exposed to tricresyl phosphate in feed at 110 mg/kg/day for 13 weeks; this sign was characterized as mild in female mice similarly exposed at 230 mg/kg/day (NTP 1994). These signs were not seen in mice exposed for 13 weeks, 5 days a week by gavage at  $\leq 800$  mg/kg/day (NTP 1994). In a chronic duration study, male mice exposed to 13 mg/kg/day tricresyl phosphate for 105 weeks showed increased incidences of clear cell foci, fatty change and ceroid pigmentation (NTP 1994). This effect was not seen in female mice exposed to  $\leq 37$  mg/kg/day, or in rats exposed for 104 weeks at  $\leq 15$  mg/kg/day.

***Polyalphaolefin Hydraulic Fluids.*** No studies were located regarding hepatic effects in humans after oral exposure to polyalphaolefin hydraulic fluids.

Increased serum alkaline phosphatase was observed in rats receiving 1,000 mg/kg/day of MIL-H-83282 for 4 weeks but not in rats similarly exposed to 1,000 mg/kg/day MIL-H-83282LT (Mattie et al. 1993). Increased peroxisomal beta-oxidation rates were seen after exposure to both fluids, but the toxicological significance of this finding is unclear (Mattie et al. 1993).

### **Renal Effects.**

***Mineral Oil Hydraulic Fluids.*** No studies were located regarding renal effects in humans after oral exposure to mineral oil hydraulic fluids.

Persistent diuresis, proteinuria, and an increased urinary protein/creatinine ratio were observed in rats receiving 1,000 mg/kg/day MIL-H-5606 for 26 days (Mattie et al. 1993). Hyaline droplets in the proximal tubules were also noted at histopathological examination.

***Organophosphate Ester Hydraulic Fluids.*** No studies were located regarding renal effects in humans after oral exposure to organophosphate ester hydraulic fluids.

No gross or histological alterations were observed in rabbits exposed to  $\leq 480$  mg/kg/day of Cellulube 220 for an acute duration (Carpenter et al. 1959) or rats exposed to 50 mg/kg/day of Pydraul 90E for an intermediate duration (Monsanto 1979). Several reports of urinary bladder hyperplasia were found with

## 2. HEALTH EFFECTS

exposure levels to dibutyl phenyl phosphate at 50 mg/kg/day (Healy et al. 1991), to tributyl phosphate at 200 mg/kg/day (Laham et al. 1985) for intermediate-duration exposures. Urinary bladder hyperplasia was also reported in rats exposed to 32.5 mg/kg/day tributyl phosphate for 24 months (FMC 1994a). Kidney weights and blood urea nitrogen increased in rats at 250 mg/kg/day tributyl phosphate (Oishi et al. 1982) and diuresis, proteinuria, and an increase in urinary protein/creatinine ratio were observed in rats exposed to 500 mg/kg/day MIL-H-83306 for 26 days (Mattie et al. 1993). Signs of renal papillary edema and/or necrosis were observed in female rats exposed to 430 mg/kg/day tricresyl phosphate by feed for 13 weeks and in males at 750 mg/kg/day (NTP 1994). These signs were not observed when rats were exposed to  $\leq 800$  mg/kg/day for 13 weeks by gavage, 5 days a week (NTP 1994). Evidence for renal tubule regeneration was observed in male mice exposed to 900 mg/kg/day tricresyl phosphate in feed for 13 weeks, but not in female mice similarly exposed (NTP 1994). As in rats, no renal pathology was observed in mice exposed by gavage for 13 weeks, 5 days a week to  $\leq 800$  mg/kg/day.

***Polyalphaolefin Hydraulic Fluids.*** No studies were located regarding renal effects in humans after oral exposure to polyalphaolefin hydraulic fluids.

An increased urinary protein/creatinine ratio was observed in rats exposed to 1,000 mg/kg/day MIL-H-83282 for 4 weeks, and diuresis was seen in rats similarly exposed to MIL-H-83282LT (Mattie et al. 1993).

### **Endocrine Effects.**

***Mineral Oil Hydraulic Fluids.*** No studies were located regarding endocrine effects in humans or animals after oral exposure to mineral oil hydraulic fluids.

***Organophosphate Ester Hydraulic Fluids.*** No studies were located regarding endocrine effects in humans after oral exposure to organophosphate ester hydraulic fluids.

Effects on the adrenal cortex have been observed in intermediate-duration studies for several organophosphate hydraulic fluids. Exposure of rats to 1,700 mg/kg/day of a butylated triphenyl phosphate fluid resulted in enlargement of the adrenals and lipidosis and cytoplasmic vacuolization of the adrenal cortex (Latendresse et al. 1994a). Similar results were observed in this study with exposure to tricresyl phosphate at 400 mg/kg/day. An important enzyme in steroid synthesis, neutral cholesteryl ester hydrolase, was significantly inhibited with both treatments. In a reproductive toxicity study (Chapin et al. 1988) in

## 2. HEALTH EFFECTS

which male and female mice were exposed to 62.5 mg/kg of a mixture of tricresyl phosphates containing <0.1% pure TOCP, hypertrophy of the zona fasciculata cells and brown degeneration of cells in the juxtamedullary zone were observed in the adrenal gland. Cytoplasmic vacuolization of the adrenal cortex was also observed in rats exposed to tricresyl phosphate at all doses tested both in feed (55-770 mg/kg/day) and by gavage (50-800 mg/kg/day) for 13 weeks (NTP 1994). Similar results were observed in mice in 13-week feeding and gavage exposures in this study. In a 104-week exposure in rats, this sign was not seen in males at 13 mg/kg/day or females at 7 mg/kg/day, but was observed in 36 of 50 females exposed at 15 mg/kg/day.

Increased severity of ceroid pigmentation was observed in the adrenal cortex of mice exposed to 7-8 mg/kg/day tricresyl phosphate (the lowest dose tested for 105 weeks) (NTP 1994).

No histopathological changes in endocrine tissues (adrenal glands and thyroid) were noted in rabbits receiving  $\leq 480$  mg/kg/day Cellulube 220 for 114 days (Carpenter et al. 1959), or in rats receiving  $\leq 350$  mg/kg/day tributyl phosphate for 18 weeks (Laham et al. 1985).

***Polyalphaolefin Hydraulic Fluids.*** No studies were located regarding endocrine effects in humans or animals after oral exposure to polyalphaolefin hydraulic fluids.

### **Dermal Effects.**

***Mineral Oil Hydraulic Fluids.*** No studies were located regarding dermal effects in humans or animals after oral exposure to mineral oil hydraulic fluids.

***Organophosphate Ester Hydraulic Fluids.*** No studies were located regarding dermal effects in humans after oral exposure to organophosphate ester hydraulic fluids.

Scabbing was observed in some rats exposed to Santicizer 154 at 300 mg/kg/day for 14 days (IRDC 1981). No gross or histological alterations were observed in chickens exposed to 720 mg/kg/day of Cellulube 220 for an acute duration (Carpenter et al. 1959). Histological examination of the skin revealed no treatment-related lesions in Fischer 344 rats and B6C3Fi mice orally exposed to tricresyl phosphate (NTP 1994). Dosing regimens (highest doses in mg/kg/day in parenthesis) were as follows: 13-week feeding (rats 770, mice 1,050); 13-week gavage, 5 days a week (rats 800, mice 800); and 2-year feeding (rats 15, mice 37).

## 2. HEALTH EFFECTS

***Polyalphaolefin Hydraulic Fluids.*** No studies were located regarding dermal effects in humans or animals after oral exposure to polyalphaolefin hydraulic fluids.

### **Ocular Effects.**

***Mineral Oil Hydraulic Fluids.*** No studies were located regarding ocular effects in humans or animals after oral exposure to mineral oil hydraulic fluids.

***Organophosphate Ester Hydraulic Fluids.*** No studies were located regarding ocular effects in humans after oral exposure to organophosphate ester hydraulic fluids.

No gross or histological alterations were observed in chickens exposed to 720 mg/kg/day of Cellulube 220 for an acute duration (Carpenter et al. 1959). No longer-term studies examining ocular end points were located.

***Polyalphaolefin Hydraulic Fluids.*** No studies were located regarding ocular effects in humans or animals after oral exposure to polyalphaolefin hydraulic fluids.

### **Body Weight Effects.**

***Mineral Oil Hydraulic Fluids.*** No studies were located regarding body weight effects in humans after oral exposure to mineral oil hydraulic fluids.

In acute lethality studies, no significant changes in growth were observed in rats administered 5,000 mg/kg of Sunsafe F, Quintolubric 9583OW, Houghto-Safe 5047F, or Pyroguard A-443 (Kinkead et al. 1989b, 19SS), or 4,500 mg/kg of a mineral oil meeting military specifications of MLH-5606 (Kinkead et al. 1985). No effect on body weight was observed in rats orally exposed to 1,000 mg/kg/day MIL-H-5606 for 26 days (Mattie et al. 1993).

***Organophosphate Ester Hydraulic Fluids.*** No studies were located regarding body weight effects in humans after oral exposure to organophosphate ester hydraulic fluids.



## 2. HEALTH EFFECTS

Weight loss has been observed in rats exposed to a single dose of 5,775 mg/kg of Durad MP280 (Gaworski et al. 1986) in chickens receiving 10,000 mg/kg/day of Reofos 65 and 15,000 mg/kg/day of Fyrquel EHC for acute durations (Mortensen and Ladefoged 1992), and in chickens receiving 1,333 mg/kg/day of Durad 110 for an intermediate duration (FMC 1986). No changes in body weight gain have been reported in rats and chickens exposed to a single dose of  $\geq 5,000$  mg/kg of a number of hydraulic fluids including cyclotriphosphazene (Kinkead et al. 1992c; MacEwen and Vemot 1985), Durad 550B (FMC 1992a), Durad 220B (FMC 1990a), Durad 110 (FMC 1990a), Durad 300 (FMC 1990a), and Fyrquel 220 (Gaworski et al. 1986; Kinkead et al. 1992a). Maternal rats showed a 35% reduced body weight gain in a 10-day exposure to 5,000 mg/kg/day of Santicizer 141 (Robinson et al. 1986). In a dose-finding study using 5 pregnant rats per group, a 12% decrease in maternal weight gain was noted at 200 mg/kg/day tributyl phosphate (Noda et al. 1994) but in a larger study with 20 animals per group, only minor body weight reductions were observed at 500 mg/kg/day. Several intermediate-duration studies showed reduction in body weight gain in rats or mice. Thirteen-week feeding exposures to tricresyl phosphate in rats at 430 mg/kg/day were associated with an 11% reduction in body weight in both males and females (NTP 1994). Exposure to 750 mg/kg/day caused a 33% decrease in body weight in males. Treatment by gavage for 13 weeks, 5 days a week did not affect female body weight at  $\leq 800$  mg/kg/day; male body weight was decreased 13% at this dose (NTP 1994). Body weight effects were also reported in mice in this study, decreases greater than 10% were seen in female mice at 530 mg/kg/day and above and in males at 900 mg/kg/day exposed to tricresyl phosphate by feed. Gavage doses greater than 400 mg/kg/day also caused decreased body weight (NTP 1994). Dibutyl phenyl phosphate exposure for 91 days at 250 mg/kg/day in female rats was observed to cause a 15% body weight reduction (Healy et al. 1991). Butylated triphenyl phosphate exposure at 1,000 mg/kg/day for 106 days caused an 11-17% decrease in body weight in Fischer 344 rats (Latendresse et al. 1994b). Similar results have been reported with exposure to tributyl phosphate in rats: a 15% decrease at 300 mg/kg/day for 18 weeks (Laham et al. 1985) and an 11% decrease at 250 mg/kg/day for 9 weeks (Oishi et al. 1982). No changes in body weight gain were observed in rats exposed to 50 mg/kg/day of Pydraul 90E (Monsanto 1979) and chickens exposed to 270 mg/kg/day of Durad 110 (FMC 1986) for intermediate durations. Twoyear feeding exposure of rats and mice to tricresyl phosphate at 13-37 mg/kg/day produced no effect on body weight (NTP 1994).

***Polyalphaolefin Hydraulic Fluids.*** No studies were located regarding body weight effects in humans after oral exposure to polyalphaolefin hydraulic fluids.

## 2. HEALTH EFFECTS

No changes in body weight gain were observed in rats receiving single doses of 4,250 mg/kg of polyalphaolefin hydraulic fluids designated as DTNSRDC N448, N501, N5 17, N5 18, N525, and N527 (MacEwen and Vemot 1983); MIL-H-83282 (Kinkead et al. 1985); 5,000 mg/kg of B85-174 (Kinkead et al. 1987b); or MIL-H-83282LT (Kinkead et al. 1992b). Similar results were reported in 4-week exposures to 1,000 mg/kg/day MIL-H-83282 and MIL-H-83282LT in rats (Mattie et al. 1993).

### 2.2.2.3 Immunological and Lymphoreticular Effects

**Mineral Oil Hydraulic Fluids.** No studies were located regarding immunological or lymphoreticular effects in humans or animals after oral exposure to mineral oil hydraulic fluids.

**Organophosphate Ester Hydraulic Fluids.** No studies were located regarding immunological or lymphoreticular effects in humans after oral exposure to organophosphate ester hydraulic fluids.

Rats exposed for 6 weeks to 2.5 mg/kg/day of tricresyl phosphate showed decreased serum antibody titers to tetanus and decreased immunoglobulin levels (Banerjee et al. 1992). In a 16-day gavage study with tricresyl phosphate, serious effects on immunological/lymphoreticular tissues were observed (NTP 1994). Male and female rats that received 2900 mg/kg/day tricresyl phosphate had increased incidences of lymphoid depletion and necrosis of the spleen, thymus and the mandibular lymph node; the severity of these lesions ranged from mild to marked (NTP 1994). Significantly reduced thymus weight was observed at 1,450 mg/kg/day. Necrosis of the spleen, thymus, and mandibular lymph node and lymphoid depletion of the thymus were also observed in mice at 2,900 mg/kg/day (NTP 1994). The NOAEL value in this study was 1,452 mg/kg/day. At reduced doses in subsequent studies, histological examination of bone marrow, spleen, thymus and mandibular and mesenteric lymph nodes revealed no treatment-related lesions in Fischer 344 rats and B<sub>6</sub>C<sub>3</sub>F<sub>1</sub> mice orally exposed to tricresyl phosphate (NTP 1994). Dosing regimens (highest doses in mg/kg/day in parenthesis) were as follows: 13-week feeding (rats 770, mice 1,050); 13-week gavage, 5 days a week (rats 800, mice 800); and 2-year feeding (rats 15, mice 37).

**Polyalphaolefin Hydraulic Fluids.** No studies were located regarding immunological or lymphoreticular effects in humans after oral exposure to polyalphaolefin hydraulic fluids.

## 2. HEALTH EFFECTS

Histopathological analysis of the thymus, lymph nodes, and spleen of rats exposed to 1,000 mg/kg/day MIL-H-83282 or MIL-H-83282LT for 4 weeks revealed no treatment-related changes in these tissues (Mattie et al. 1993).

### 2.2.2.4 Neurological Effects

The highest NOAEL values and all LOAEL values from each reliable study for neurological effects in each species and duration category are recorded in Tables 2-4,2-5, and 2-6 and plotted in Figures 2-4,2-5, and 2-6 for mineral oil hydraulic fluids, organophosphate ester hydraulic fluids, and polyalphaolefin hydraulic fluids, respectively.

**Mineral Oil Hydraulic Fluids.** No studies were located regarding neurological effects in humans after oral exposure to mineral oil hydraulic fluids.

Mineral oil hydraulic fluids sometimes contain organophosphate ester additives; however, no symptoms of acute cholinergic toxicity or delayed neuropathy were seen in several studies with animals treated with single oral doses of mineral oil hydraulic fluids. Single gavage doses of several hydraulic fluids at doses of  $\approx 5,000$  mg/kg produced no clinical signs of neurotoxicity within 14 days of dosing in Fischer 344 rats; tested fluids include several water-in-oil emulsion types of hydraulic fluids (Pyroguard A-443, Houghto-Safe 5047F, Quintolubric 9583OW, and Sunsafe F) (Kinkead et al. 1987a, 1988) and a U.S. military MIL-H-5606 fluid (Kinkead et al. 1985). Single gavage doses of a MIL-H-5606 hydraulic fluid (5 mL/kg or  $\approx 4,500$  mg/kg) produced no clinical signs of acute neurotoxicity or delayed neuropathy in Leghorn chickens within 21 days of dosing, nor did it produce histological changes in peripheral or central nervous system (tissues examined were not specified) like those produced in positive control chickens treated with 500 mg/kg tri-*ortho*-cresyl phosphate (Kinkead et al. 1985).

No studies were located regarding neurological effects in animals after intermediate or chronic-duration oral exposures to mineral oil hydraulic fluids.

**Organophosphate Ester Hydraulic Fluids.** A brief overview of organophosphate ester neurotoxicity is presented in Section 2.2.1.4.

## 2. HEALTH EFFECTS

A number of human poisonings have been reported, dating back to the 1930s in which the primary effects of tricresyl phosphates were neurological (Goldstein et al. 1988; Senanayake and Jeyaratnam 1981; Srivastava et al. 1990). Though doses are difficult to ascertain, estimated exposure to 50-100 mg/kg/day resulted in facial weakness, severe dysarthria (difficulty of speech due to muscular control problems stemming from central or peripheral nerve damage), loss of reflexes and myoclonic jerking in a 4-year-old boy (Goldstein et al. 1988) and polyneuropathy in young Sri Lankan girls (Senanayake and Jeyaratnam 1981) exposed to 5-10 mg/kg/day for 14 days. The boy fully recovered in 5 weeks. One year after ingesting 5-7 doses of tricresyl phosphate, the young women still reported reduced muscular strength. Abou-Donia and Lapadula (1990) have estimated that there have been more than 40,000 cases of OPIDN. More than 20,000 cases occurred in the United States in the 1930s as a result of people consuming a contaminated extract of ginger called "Jamaican Ginger." Subsequent analysis revealed that these cases of delayed neuropathy were caused by the presence of a specific isomer of tricresyl phosphate, tri-*ortho*-cresyl phosphate (TOCP), in the extract.

Many of the studies on the neurological effects of oral exposure to organophosphate ester hydraulic fluids in animals have employed chickens as models instead of the more commonly used rodent models. For reasons that are not well understood, organophosphate-induced delayed neuropathy can be induced in chickens and cats, but not in mice or rats (Abou-Donia and Lapadula 1990).

Several organophosphate ester hydraulic fluids produced neurological effects, including acute cholinergic toxicity and signs of organophosphate-induced delayed neuropathy (OPIDN), in chickens after acute gavage administration (see Table 2-5). Fyrquel EHC produced incoordination, inability to stand and eventually ataxia in chickens after a single dose of 11,350 mg/kg (Stauffer Chemical Co. 1980); spinal cord lesions with minor signs of neuropathy at 5,000 mg/kg and ataxia at 10,000 mg/kg (Mortensen and Ladefoged 1992); and decreased activities of brain neurotoxic esterase and plasma cholinesterase without signs of neurotoxicity at 1,140 mg/kg (Stauffer Chemical Co. 1981). Brain neurotoxic esterase activity was reduced 94% by a single dose of 11,350 mg/kg Fyrquel EHC, a dose which produced ataxia (Stauffer Chemical Co. 1980). Chickens dosed with either tributyl phosphate or dibutyl phenyl phosphate exhibited apparent cholinergic signs (salivation, diarrhea, impaired respiration) for 2-4 days after single doses near the LD<sub>50</sub> for these compounds but did not show significant reduction in brain acetylcholinesterase or further signs of neurotoxicity (Canington et al. 1989). Tributyoxyethyl phosphate significantly inhibited brain acetylcholinesterase (45%), but neither acute cholinergic signs nor further signs of neurotoxicity developed. Inhibition of NTE and motor incoordination were observed in chickens receiving a single oral dose of 11,700 mg/kg isopropyl triphenyl phosphate (Sprague et al. 1984), but OPIDN did not develop. Reofos 65 produced minor

## 2. HEALTH EFFECTS

histological changes in peripheral nerves without cholinergic symptoms or signs of delayed neuropathy at doses  $\leq 5,000$  mg/kg (Mortensen and Ladefoged 1992).

Tricresyl phosphate caused ataxia, axonal degeneration and reduction of NTE at 60 mg/kg/day over 10 weeks in chickens (Freudenthal et al. 1993). Skydrol LD-4 and Skydrol 500B-4 produced decreased activities of brain neurotoxic esterase (-46%), brain acetylcholinesterase (-18%), and plasma butyrylcholinesterase (-78%), as well as cholinergic symptoms at respective LD<sub>50</sub> levels of 2,594 and 2,559 mg/kg in chickens. No clear signs of delayed neuropathy developed in survivors at doses as high as 5,000 mg/kg (Monsanto 1987c, 1987d). U.S. military fluids designated as Durad MP280 and Cellulube 220 produced distinct clinical signs of OPIDN (ataxia and paralysis) in chickens after 5 days of dosing with 240 and 60 mg/kg/day, respectively (Carpenter et al. 1959; Gaworski et al. 1986). A tricresyl phosphate fluid designated TCP-1 caused leg and wing weakness and paralysis in chickens receiving 240 mg/kg/day for 5 days (Friess et al. 1959). Fyrquel 220 and Fyrquel 150 each produced distinct clinical signs of OPIDN in chickens after 5-day administrations of respective doses of 5,000 mg/kg/day (FMC 1977a) and 240 mg/kg/day (Stauffer Chemical Co. 1971). Fyrquel 220 at a dose of 420 mg/kg/day had no effect (FMC 1977a). Fourteen days of tricresyl phosphate exposure in mice caused cholinergic signs such as piloerection, tremors, and lethargy at 2,275 mg/kg/day, but not OPIDN (Chapin et al. 1988)

Another group of organophosphate ester hydraulic fluids produced no signs of neurotoxicity in chickens following acute gavage administration. Fluids that produced no neurotoxic signs in chickens (with the maximum dose level at which they were tested in parenthesis) included U.S. military fluids MIL-H-19457B and MIL-H-19457(3 (420 mg/kg/day for 5 days [Gaworski et al. 1986; Kinkead et al. 1989b]), Pydraul 50E (20,000 mg/kg/day for 3 days [Monsanto 19791 and 5,000 mg/kg/day for 4 or 5 days [Ciba-Geigy 1973; FMC 1977b]), Pydraul 29ELT (20,000 mg/kg/day for 3 days [Monsanto 1979]), and Pydraul 90E (20,000 mg/kg/day for 3 days [Monsanto 19791). Each of these studies provided sufficient periods (>18 days) to observe signs of delayed neuropathy.

Administration of organophosphate ester hydraulic fluids has produced neurological effects in-species other than chickens. Cellulube 220 produced delayed hindlimb paralysis in two goats 19-36 days after single doses of 5,000 or 10,000 mg/kg, and incoordination, accompanied with demyelination and axonal swelling in peripheral nerves, and increased cellularity in dorsal and ventral spinal nerve roots in a calf 19 days after a single dose of 7,700 mg/kg (Dollahite and Pierce 1969). Beck et al. (1977) observed acute signs of cholinesterase inhibition (diarrhea, rapid respiration, salivation, miosis) that eventually led to death in calves

## 2. HEALTH EFFECTS

given 500, 1,000, or 2,000 mg/kg/day Fyrquel 150 by gavage for 10 days. The dose level did not influence the onset or severity of clinical signs. Delayed hindlimb paralysis developed in two cows given single gavage doses of 500 or 1,000 mg/kg Fyrquel 150; histological examination of the spinal cord revealed axonal degeneration and demyelination (Beck et al. 1977). The onset of hindlimb paralysis was observed after the cessation of cholinesterase effects on either day 15 or 19.

No clinical signs of neurotoxicity were observed in rats after acute gavage administration in lethality studies of several organophosphate ester hydraulic fluids tested at dose levels as high as 5,000 mg/kg. Tested materials included Durad 300 (FMC 1990a), Durad 110 (FMC 1990a), Durad 220B (FMC 1990a), Durad 550B (FMC 1992a), and a cyclotriphosphazene based fluid (Kinkead et al. 1992c; MacEwen and Vemot 1985). Durad 125 produced an 85% inhibition of serum cholinesterase in rats, without producing cholinergic signs (tremors, diarrhea) like those produced in positive controls treated with tri-*ortho*-cresyl phosphate (FMC 1991a). Cellulube 220, a fluid that produced definite signs of delayed neuropathy in goats and cows, produced no signs of neurotoxicity in rats treated with 20,000 mg/kg (Dollahite and Pierce 1969).

No studies were located regarding neurological effects in animals after chronic oral exposure to organophosphate ester hydraulic fluids, but three hydraulic fluids have been tested for neurological effects in animals after intermediate dose administration. In a 90-day dietary study, administration of 50 mg/kg/day Pydraul90E to albino rats produced no effects on brain, plasma, or red blood cell cholinesterase activities, compared with controls, and no histological effects. The report did not mention the extent of the histological examination nor the occurrence of clinical signs of neurotoxicity (Monsanto 1979). In a 28-day study with domestic chickens gavaged daily with Durad 110, an increased incidence of chickens with clinical signs of ataxia was observed at 1,333 mg/kg/day, but not at 444 mg/kg/day (FMC 1986). In a 90-day gavage study with Durad 110, chickens treated with 90 mg/kg/day displayed an increased incidence of ataxia and axonal damage in the spinal cord and peripheral nerves. The NOAEL for neurological effects was 20 mg/kg/day (FMC 1986). Cellulube 220 administered at a dose level of  $\approx 8,333$  mg/kg/day three times over a 56-day period produced incoordination in a calf after the last dose administration; axonal swelling in the peripheral nervous system was observed (Dollahite and Pierce 1969).

Neurological effects have also been observed with several organophosphate esters used currently or formerly in hydraulic fluids. Dibutyl phenyl phosphate decreased erythrocyte and brain acetylcholinesterase levels in female rats exposed by feed for 91 days at 250 mg/kg/day but not at 50 mg/kg/day (Healy et al. 1991). Male rats similarly exposed were unaffected. In Fischer 344 rats receiving tricresyl phosphate by gavage for

## 2. HEALTH EFFECTS

16 days, decreased activity and grip strength were noted in females at 1,450 mg/kg/day and in males at 2,900 mg/kg/day (NTP 1994); no-effect levels were 730 mg/kg/day in females and 1,450 mg/kg/day in males. Thirteen-week exposures by gavage or feed in this strain of rats at  $\leq 800$  mg/kg/day tricresyl phosphate had no effect on neurological parameters or histology of brain, spinal cord or sciatic nerve (NTP 1994). In a 2-year feeding study with tricresyl phosphate in rats (0, 3, 6, or 13 mg/kg/day in males; 0,4,7, or 15 mg/kg/day in females), no histological evidence of treatment-related damage to nervous system tissues (brain, spinal cord, and sciatic nerve) was observed (NTP 1994).

Tricresyl phosphate exposure by feed for 13 weeks resulted in tremors in male B6C3F<sub>1</sub> mice receiving 900 mg/kg/day and decreased forelimb grip strength at 380 mg/kg/day (NTP 1994). Female mice exposed at 530 mg/kg/day also showed decreased hindlimb strength along with histopathological evidence of axonal degeneration in the spinal cord and sciatic nerve. NOAELs in this study were 180 mg/kg/day in males and 230 mg/kg/day in females. Tricresyl phosphate was more potent for inducing neurological effects when given by gavage. A 13-week exposure by gavage (5 days a week) produced multifocal degeneration of the spinal cord and sciatic nerve at 100 mg/kg/day (NTP 1994). No histologic evidence of treatment-related damage to brain, spinal cord, or sciatic nerve was seen in mice after a 2-year feed exposure to  $\leq 37$  mg/kg/day tricresyl phosphate (NTP 1994).

**Polyalphaolefin Hydraulic Fluids.** No studies were located regarding neurological effects in humans after oral exposure to polyalphaolefin hydraulic fluids.

In a series of acute lethality studies on U.S. military fluids, single gavage doses (4,250 or 5,000 mg/kg) of one of several polyalphaolefin hydraulic fluids did not produce signs of neurological toxicity in rats within 14 days of dosing. Tested materials included fluids designated as DTNSRDC Nos. N448, N501, N517, N518, N525, and N527 (MacEwen and Vemot 1983); B85-174 (Kinkead et al. 1987b); MIL-H-83282LT (Kinkead et al. 1992b); MIL-H-83282 (Kinkead et al. 1985). Single gavage doses of MIL-H-83282 (7.5 mL/kg or 6,375 mg/kg) or MIL-H-83282LT (5,000 mg/kg) did not produce delayed neuropathy in Leghorn chicken hens within 21 days of dosing (Kinkead et al. 1985, 1992b). No other information was located on neurological effects in animals after oral exposure to polyalphaolefin hydraulic fluids.

## 2. HEALTH EFFECTS

### 2.2.2.5 Reproductive Effects

No studies were located regarding reproductive effects in humans or animals after oral exposure to mineral oil hydraulic fluids or to polyalphaolefin hydraulic fluids.

**Organophosphate Ester Hydraulic Fluids.** No studies were located regarding reproductive effects in humans after oral exposure to organophosphate ester hydraulic fluids.

Data suggestive of adverse reproductive effects after an assumed acute oral exposure to organophosphate ester hydraulic fluids are restricted to an observation of reduced lactation and delayed estrus with no coincident gross lesions in cows that ingested grass contaminated with Fyrquel 150 (Beck et al. 1977).

There are a number of studies of intermediate duration which note reproductive effects in experimental animals. Rats exposed to 400 mg/kg/day tricresyl phosphate and 1,900 mg/kg/day butylated triphenyl phosphate for 40 days by gavage showed hypertrophy and vacuolization of ovarian interstitial cells (Latendresse et al. 1993). These results are supported by a study in which rats exposed by gavage for 20,40, and 60 days showed lipidosis in ovarian interstitial cells at 400 mg/kg/day tricresyl phosphate and 1,700 mg/kg/day butylated triphenyl phosphate, as well as testicular degeneration and decreased testicular weight at 400 mg/kg/day tricresyl phosphate (Latendresse et al. 1994a). An increase in abnormal sperm morphology and necrosis of seminiferous tubules were noted in male rats exposed to 100 mg/kg/day tricresyl phosphate by gavage, while decreased fertility and vacuolar cytoplasmic alteration of ovarian interstitial cells were noted in female rats exposed at 200 mg/kg/day to this compound for 66 days (Carlton et al. 1987). Latendresse et al. (1994b) reported decreased numbers of litters in rats exposed by gavage to 600, 1,000, and 1,700 mg/kg/day butylated triphenyl phosphate and 400 mg/kg/day tricresyl phosphate for 98 days. In the same study, 100% infertility, decreased testicular and epididymal weights, and increased ovarian weights were seen at 400 mg/kg/day tricresyl phosphate; and abnormal estrous cycles and decreased uterine weights were noted in female rats exposed to 1,000 mg/kg/day butylated triphenyl phosphate, all for 106 days. Decreased mating and fertility indices and decreased number of live pups per litter were seen after 105 days of exposure to 124 mg/kg/day in the feed (Chapin et al. 1988) but not at 62.5 mg/kg/day.

Reproductive changes in rats and mice were found in intermediate- and chronic-duration oral studies performed with tricresyl phosphate by the National Toxicology Program (NTP 1994). Ovarian interstitial cell hypertrophy was a common finding in both species and occurred at the lowest doses tested in rats in a



## 2. HEALTH EFFECTS

13-week feeding study in rats (65 mg/kg/day) and a 13-week gavage study (50 mg/kg/day). In mice, this sign was observed at 50 mg/kg/day in a 13-week gavage study. These effects were seen at all doses tested, but did not increase in severity with dose. Interstitial cell cytoplasmic vacuolization was observed at 530 mg/kg/day in a 13-week feeding study, but hypertrophy was not. Seminiferous tubule atrophy was observed in rats at 430 mg/kg/day in 13-week feeding studies and at 400 mg/kg/day in 13-week gavage studies. Similar results were seen in mice treated by gavage, but not in mice exposed to tricresyl phosphate by feeding (NTP 1994).

In contrast, several studies did not report reproductive effects. Laham et al. (1985) reported no significant changes in the testes or ovaries in rats exposed by gavage to a high dose of 350 mg/kg/day tri-*n*-butyl phosphate for 18 weeks. No gross or histological alterations in the reproductive tract after acute oral exposure were observed in male rabbits gavaged with 480 mg/kg Cellulube 220 (Carpenter et al. 1959) or in chickens given  $\leq 420$  mg/kg of MIL-H-19457B or MIL-H-19457C (Kinkead et al. 1989b). No changes in gonad weight or histology were observed in male or female rats after oral exposure to Pydraul90E at a dietary concentration of 50 mg/kg/day for 90 days (Monsanto 1979).

In a 2-year feeding study in rats, ovarian interstitial cell hyperplasia was observed in rats exposed to 15 mg/kg/day tricresyl phosphate, but no effect was seen at 7 mg/kg/day (NTP 1994). No effects on male reproductive tissues were seen at  $\leq 13$  mg/kg/day. No effects on reproductive tissues in either sex were observed in 2-year feeding studies in mice (27 mg/kg/day in males, 37 mg/kg/day in females).

A neurotoxic isomer of tricresyl phosphate (tri-*ortho*-cresyl phosphate) altered testicular morphology and function as well as reproductive function after oral exposure in rats (Somkuti et al. 1987a, 1987b) (see Section 2.5).

### 2.2.2.6 Developmental Effects

No studies were located regarding developmental effects in humans or animals after oral exposure to mineral oil hydraulic fluids or to polyalphaolefin hydraulic fluids.

**Organophosphate Ester Hydraulic Fluids.** No studies were located regarding developmental effects in humans after oral exposure to organophosphate ester hydraulic fluids.

## 2. HEALTH EFFECTS

Data suggestive of adverse developmental effects after an assumed acute oral exposure to organophosphate ester hydraulic fluids are restricted to an observation of retarded growth in calves of cows with reduced lactation, and “abnormal” growth in a calf of a cow that showed moderate ataxia, after the cows ingested grass probably contaminated with Fyrquel 150 (Beck et al. 1977).

None of the calves of 10 cows showed clinical signs of neurotoxicity after the cows were orally exposed to an unknown quantity of a Fyrquel hydraulic fluid reclamation waste that according to the authors possibly contained tri-*ortho*-cresyl phosphate (TOCP), and that was applied liberally to their backs one time as a treatment for ringworm (Julian et al. 1976). The cows were seen licking their backs and the backs of other cows; thus, the cows were orally and dermally exposed to organophosphate ester hydraulic fluids.

With acute-duration exposure to tricresyl phosphate and dibutyl phenyl phosphate, decreased litter size and pup survivability were found at 400 mg/kg/day (Carleton et al. 1987) and 50 mg/kg/day (Healy et al. 1991), respectively. Exposure to Santicizer 154 caused no developmental changes in the offspring of rats treated with  $\leq 2,000$  mg/kg/day for 14 days (Robinson et al. 1986). An 8% decrease in pup weight was reported in the offspring of rats treated during gestation with 1,000 mg/kg/day Phosflex 5 1 B, although the authors considered this effect to be secondary to maternal toxicity (Stauffer 1982). Increased incidence of rudimentary lumbar ribs were noted in offspring of rat dams treated with tributyl phosphate at 500 mg/kg/day over gestation days 7-17 (Noda et al. 1986). Dibutyl phenyl phosphate, a component of some organophosphate ester hydraulic fluids, decreased the postnatal survival of rat pups. Decreased survival to day 4 was observed in the F<sub>1a</sub> pups (first litter) of rats exposed to 50 or 250 mg/kg/day and F<sub>1b</sub> pups (second litter) of rats exposed to 5 or 50 mg/kg/day (but not to 250 mg/kg/day). The number of live offspring at weaning was also diminished in the F<sub>1a</sub> pups in 50 and 250 mg/kg/day groups and F<sub>2</sub> pups of the 250 mg/kg/day group. In an attempt to determine if the reduced survival was due to *in utero* effects, the F<sub>1b</sub> pups of the 250 mg/kg/day pups were cross-fostered with control pups. Reduced survival at day 4 and weaning was observed in the control pups raised by the high-dose rats. Decreased body weight gains were observed in the F<sub>0</sub> dams (parental) exposed to 250 mg/kg/day and F<sub>1</sub> dams exposed to 50 and 250 mg/kg/day. Effects on control pups, potentially exposed via treated dams are equivocal. Although survival was reduced, the cause is not clear (Healy et al. 1991). Additionally, no changes were seen in the type or incidence of developmental anomalies observed in the pups of male and female rats that had been orally exposed to triphenyl phosphate, another component of some organophosphate ester hydraulic fluids at doses  $\leq 690$  mg/kg/day for 91 days, including through mating and gestation (Welsh et al. 1987).

## 2. HEALTH EFFECTS

No intermediate- or chronic-duration oral studies examining developmental effects in animals were located.

### 2.2.2.7 Genotoxic Effects

**Mineral Oil Hydraulic Fluids.** No studies were located regarding genotoxic effects in humans or animals after oral exposure to mineral oil hydraulic fluids.

**Organophosphate Ester Hydraulic Fluids.** No studies were located regarding genotoxic effects in humans after oral exposure to organophosphate ester hydraulic fluids.

The incidence of nuclear anomalies in bone marrow interphase cells significantly increased ( $p < 0.05$ ) in Chinese hamsters gavaged on 2 consecutive days with 2,500 and 5,000 mg/kg/day of Reofos 50 (Ciba-Geigy 1984a), but not in those dosed with 1,250 mg/kg/day. The types of anomalies used in scoring were single “Howell-Jolly” bodies, fragments of nuclei in erythrocytes, micronuclei in erythroblasts, micronuclei in leucopoietic cells, and polyploid cells.

Administration of single doses of  $\leq 5,000$  mg/kg Reofos 50 in sodium-carboxymethyl cellulose or Reolube HYD46 in arachid oil by gavage oil to four male and four female Chinese hamsters did not induce significant increases in sister chromatid exchanges in bone marrow cells (Ciba-Geigy 1983b, 1984b). Other genotoxicity studies for organophosphate ester hydraulic fluids are discussed in Section 2.5.

**Polyalphaolefin Hydraulic Fluids.** No studies were located regarding genotoxic effects in humans or animals after oral exposure to polyalphaolefin hydraulic fluids.

### 2.2.2.8 Cancer

**Mineral Oil Hydraulic Fluids.** No studies were located regarding cancer in humans or animals after oral exposure to mineral oil hydraulic fluids.

**Organophosphate Ester Hydraulic Fluids.** No studies were located regarding cancer in humans after oral exposure to organophosphate ester hydraulic fluids.

## 2. HEALTH EFFECTS

A 2-year carcinogenicity bioassay of tricresyl phosphate in mice and rats showed no evidence of carcinogenicity in these species (NTP 1994). Doses (consumed in feed) were 137 mg/kg/day in mice and  $\leq 15$  mg/kg/day in rats. Dietary administration of tributyl phosphate was associated with transitional and squamous cell carcinomas of the bladder in rats after 2 years of exposure at 143.3 mg/kg/day (FMC 1994a). An increased incidence of hepatocellular adenomas in the liver was observed in mice after dietary administration of 455 mg/kg/day tributyl phosphate for 18 months (FMC 1994b).

**Polyalphaolefin Hydraulic Fluids.** No studies were located regarding cancer in humans or animals after oral exposure to polyalphaolefin hydraulic fluids.

### 2.2.3 Dermal Exposure

The NOAEL and LOAEL values for each effect after dermal exposure are shown in Tables 2-7, 2-8, and 2-9 for mineral oil hydraulic fluids, organophosphate ester hydraulic fluids, and polyalphaolefin hydraulic fluids, respectively.

#### 2.2.3.1 Death

**Mineral Oil Hydraulic Fluids.** No studies were located regarding death in humans after dermal exposure to mineral oil hydraulic fluids.

Several water-in-oil emulsion hydraulic fluids (Houghto-Safe 5047F, Sunsafe F, Pyroguard A-443, and Quintolubric 95830W) produced no deaths or signs of toxicity in rabbits within 14 days of single 24-hour exposures to occluded doses of 2,000 mg/kg spread evenly onto the backs and sides of the animals (Kinkead et al. 1987a, 1988). A U.S. military fluid designated as MIL-H-5606 likewise produced no deaths in rabbits within 14 days of 24-hour exposures to occluded doses of 1,800 mg/kg spread evenly onto the backs and sides of the animals (Kinkead et al. 1985). Additional information on lethality of mineral oil hydraulic fluids in animals after oral exposure was not located. -.

**Organophosphate Ester Hydraulic Fluids.** No studies were located regarding death in humans after dermal exposure to organophosphate ester hydraulic fluids.

Table 2-7. Levels of Significant Exposure to Mineral Oil Hydraulic Fluids - Dermal

Species/ (Strain)	Exposure/ Duration/ Frequency	System	NOAEL	LOAEL		Reference Fluid Identity
				Less Serious	Serious	
<b>ACUTE EXPOSURE</b>						
<b>Systemic</b>						
Rabbit (New Zealand)	24 hr	Bd Wt	2000 mg/kg			Kinkead et al. 1987a; Kinkead et al. 1988 Houghto-Safe 5047F
Rabbit (New Zealand)	once	Dermal	0.1 mL			Kinkead et al. 1987a; Kinkead et al. 1988 Houghto-Safe 5047F
Rabbit (New Zealand)	once	Ocular		0.1 mL	(mild eye irritation)	Kinkead et al. 1987a; Kinkead et al. 1988 Houghto-Safe 5047F
Rabbit (New Zealand)	24 hr	Bd Wt	1800 mg/kg			Kinkead et al. 1985 MIL-H-5606
Rabbit (New Zealand)	once	Ocular	0.1 mL			Kinkead et al. 1985 MIL-H-5606
Rabbit (New Zealand)	24 hr	Dermal		0.5 mL	(moderate skin irritation; erythema and edema)	Kinkead et al. 1985 MIL-H-5606
Rabbit (New Zealand)	once	Dermal	0.1 mL			Kinkead et al. 1987a; Kinkead et al. 1988 Pyroguard A-443

Table 2-7. Levels of Significant Exposure to Mineral Oil Hydraulic Fluids - Dermal (continued)

Species/ (Strain)	Exposure/ Duration/ Frequency	System	NOAEL	LOAEL		Reference Fluid Identity
				Less Serious	Serious	
Rabbit (New Zealand)	24 hr	Bd Wt	2000 mg/kg			Kinkead et al. 1987a; Kinkead et al. 1988 Pyroguard A-443
Rabbit (New Zealand)	once	Ocular		0.1	(mild eye irritation)	Kinkead et al. 1987a; Kinkead et al. 1988 Pyroguard A-443
Rabbit (New Zealand)	once	Dermal	0.1 mL			Kinkead et al. 1987a; Kinkead et al. 1988 Quintolubric 95830W
Rabbit (New Zealand)	24 hr	Bd Wt	2000 mg/kg			Kinkead et al. 1987a; Kinkead et al. 1988 Quintolubric 95830W
Rabbit (New Zealand)	once	Ocular		0.1 mL	(mild eye irritation)	Kinkead et al. 1987a; Kinkead et al. 1988 Quintolubric 95830W
Rabbit (New Zealand)	once	Ocular		0.1 mL	(mild eye irritation)	Kinkead et al. 1987a; Kinkead et al. 1988 Sunsafe F
Rabbit (New Zealand)	24 hr	Bd Wt	2000 mg/kg			Kinkead et al. 1987a; Kinkead et al. 1988 Sunsafe F

Table 2-7. Levels of Significant Exposure to Mineral Oil Hydraulic Fluids - Dermal (continued)

Species/ (Strain)	Exposure/ Duration/ Frequency	System	NOAEL	LOAEL		Reference Fluid Identity
				Less Serious	Serious	
Rabbit (New Zealand)	once	Dermal	0.1 mL			Kinkead et al. 1987a; Kinkead et al. 1988 Sunsafe F
<b>Immunological/Lymphoreticular</b>						
Gn Pig (Hartley)	9 d 4x		61 mg/ cm <sup>2</sup> /d			Kinkead et al. 1987a; Kinkead et al. 1988 Houghto-Safe 5047F
Gn Pig (Hartley)	9 d 4 x		0.01 g			Kinkead et al. 1985 MIL-H-5606
Gn Pig (Hartley)	9 d 4x		61 mg/ cm <sup>2</sup> /d			Kinkead et al. 1987a; Kinkead et al. 1988 Pyroguard A-443
Gn Pig (Hartley)	9 d 4x			64 mg/cm <sup>2</sup> /d	(skin sensitization in 1/10 guinea pigs)	Kinkead et al. 1987a; Kinkead et al. 1988 Quintolubric 95830W
Gn Pig (Hartley)	9 d 4x		61 mg/ cm <sup>2</sup> /d			Kinkead et al. 1987a; Kinkead et al. 1988 Sunsafe F

Bd Wt = body weight; d = day(s); Gn pig = guinea pig; hr = hour(s); LOAEL = lowest-observed-adverse-effect level; NOAEL = no-observed-adverse-effect level; x = time(s)

Table 2-8. Levels of Significant Exposure to Organophosphate Ester Hydraulic Fluids - Dermal

Species/ (Strain)	Exposure/ Duration/ Frequency	System	NOAEL	LOAEL		Reference Fluid Identity
				Less Serious	Serious	
<b>ACUTE EXPOSURE</b>						
<b>Death</b>						
Rabbit (New Zealand)	24 hr				>5000 mg/kg (LD <sub>50</sub> )	Johannsen et al. 1977 symmetrical triaryls
Rabbit (New Zealand)	24 hr				>3100 mg/kg (LD <sub>50</sub> )	Johannsen et al. 1977 TBP
<b>Systemic</b>						
Rat (Sprague- Dawley)	24 hr	Dermal	2000 mg/kg			FMC 1990c Durad 110
		Bd Wt	2000 mg/kg			
Rat (Sprague- Dawley)	24 hr	Dermal	2000 mg/kg			FMC 1990h Durad 220B
		Bd Wt	2000 mg/kg			
Rat (Sprague- Dawley)	24 hr	Dermal	2000 mg/kg			FMC 1990e Durad 300
		Bd Wt	2000 mg/kg			
Rabbit (New Zealand)	once	Ocular	0.1 mL			Kinkead et al. 1992c; MacEwen and Vernot 1985 cyclotriphos- phazene



Table 2-8. Levels of Significant Exposure to Organophosphate Ester Hydraulic Fluids - Dermal (continued)

Species/ (Strain)	Exposure/ Duration/ Frequency	System	NOAEL	LOAEL		Reference Fluid Identity
				Less Serious	Serious	
Rabbit (New Zealand)	24 hr	Dermal	2890 M mg/kg			Kinkead et al. 1992c; MacEwen and Vernot 1985 cyclotriphos- phazene
		Bd Wt	2890 M mg/kg			
Rabbit (New Zealand)	4 hr	Dermal	0.5 mL			FMC 1991b Durad 125
Rabbit (New Zealand)	4 hr	Dermal		0.5 mL	(mild erythema and skin thickening)	FMC 1992g Durad 550B
Rabbit (New Zealand)	once	Ocular	0.1 mL F			Gaworski et al. 1986; Kinkead et al. 1992d Durad MP280
Rabbit (New Zealand)	once	Dermal	0.5 mL F			Gaworski et al. 1986; Kinkead et al. 1992d Durad MP280
Rabbit (New Zealand)	once	Dermal	2300 mg/kg			Gaworski et al. 1986; Kinkead et al. 1992a Fyrquel 220
		Bd Wt		2300 mg/kg	(transient weight loss)	

Table 2-8. Levels of Significant Exposure to Organophosphate Ester Hydraulic Fluids - Dermal (continued)

Species/ (Strain)	Exposure/ Duration/ Frequency	System	NOAEL	LOAEL		Reference Fluid Identity
				Less Serious	Serious	
Rabbit (New Zealand)	once	Ocular	0.1 mL F			Gaworski et al. 1986; Kinkead et al. 1992e Fyrquel 220
Rabbit (New Zealand)	once	Dermal	0.5 mL F			Gaworski et al. 1986; Kinkead et al. 1992e Fyrquel 220
Rabbit (New Zealand)	once	Dermal	2 mL/kg			Gaworski et al. 1986 MIL-H-19457B
		Bd Wt		2 mL/kg	(transient weight loss)	
<b>Immunological/Lymphoreticular</b>						
Gn pig (Hartley)	10 d 4 x		0.1 mL M			Kinkead et al. 1992c; MacEwen and Vernot 1985 cyclotriphos- phazene
<b>Neurological</b>						
Rat (Sprague- Dawley)	24 hr		2000 mg/kg			FMC 1990c Durad 110
Rat (Sprague- Dawley)	24 hr		2000 mg/kg			FMC 1990e Durad 300

Table 2-8. Levels of Significant Exposure to Organophosphate Ester Hydraulic Fluids - Dermal (continued)

Species/ (Strain)	Exposure/ Duration/ Frequency	System	NOAEL	LOAEL		Reference Fluid Identity
				Less Serious	Serious	
Rabbit (New Zealand)	24 hr		2890 M mg/kg			Kinkead et al. 1992c; MacEwen and Vernot 1985 cyclotriphos- phazene
Chicken (NS)	2 x		5000 F mg/kg			Carrington et al. 1989 TBEP
<b>INTERMEDIATE EXPOSURE</b>						
<b>Systemic</b>						
Human	5 wk 3 x/wk	Dermal		0.2 mL	(14/53 erythema after at least 3 applications)	Monsanto 1980 Skydrol 500 B-4
Rabbit (New Zealand)	21 d 5 d/wk 6 hr/d	Resp	1000 mg/kg			Kinkead et al. 1990; Kinkead et al. 1989c cyclotriphos- phazene
		Cardio	1000 mg/kg			
		Gastro	1000 mg/kg			
		Hemato	1000 mg/kg			
		Musc/skel	1000 mg/kg			
		Hepatic	1000 mg/kg			
		Renal	1000 mg/kg			
		Endocr	1000 mg/kg			
		Ocular	1000 mg/kg			

Table 2-8. Levels of Significant Exposure to Organophosphate Ester Hydraulic Fluids - Dermal (continued)

Species/ (Strain)	Exposure/ Duration/ Frequency	System	NOAEL	LOAEL		Reference Fluid Identity
				Less Serious	Serious	
Rabbit (New Zealand)	21 d 5 d/wk 6 hr/d	Cardio	5750 mg/kg			MacEwen and Vernot 1983 Fyrquel 220
		Gastro	2875 mg/kg	5750 mg/kg	(soft feces)	
		Hemato	5750 mg/kg			
		Hepatic	5750 mg/kg			
		Renal	575 mg/kg	2875 mg/kg	(increased BUN and creatinine)	
		Dermal	5750 mg/kg			
<b>Immunological/Lymphoreticular</b>						
Human	5 wk 3 x/wk		0.2 mL			Monsanto 1980 Skydrol 500 B-4
Rabbit (New Zealand)	21 d 5 d/wk 6 hr/d		1000 mg/kg			Kinkead et al. 1990; Kinkead et al. 1989c Cyclotri- phosphazene
<b>Reproductive</b>						
Rabbit (New Zealand)	21 d 5 d/wk 6 hr/d		1000 mg/kg			Kinkead et al. 1990; Kinkead et al. 1989c cyclotriphos- phazene

Bd Wt = body weight; Cardio = cardiovascular; d = day(s); Endocr = endocrine; F = female; Gastro = gastrointestinal; Hemato = hematological; hr = hour(s); LD<sub>50</sub> = lethal dose, 50% kill; LOAEL = lowest-observed-adverse-effect level; Musk/skel = musculoskeletal; NOAEL = no-observed-adverse-effect level; TBP = tributyl phosphate; wk = week(s); x = times

Table 2-9. Levels of Significant Exposure to Polyalphaolefin Hydraulic Fluids - Dermal

Species/ (Strain)	Exposure/ Duration/ Frequency/	System	NOAEL	LOAEL		Reference Fluid Identity
				Less Serious	Serious	
<b>ACUTE EXPOSURE</b>						
<b>Systemic</b>						
Rat (Fischer- 344)	4 hr	Ocular		1120 mg/m <sup>3</sup>	(eye irritation during exposure)	Kinkead et al. 1992b (MIL-H-83282LT)
Rabbit (albino)	4 hr	Dermal	142 mg/ cm <sup>2</sup>			Kinkead et al. 1987b (B85-174)
Rabbit (New Zealand)	once	Bd Wt	2000 mg/kg			Kinkead et al. 1987b (B85-174)
Rabbit (New Zealand)	once	Ocular	0.1 mL			Kinkead et al. 1987b (B85-174)
Rabbit (New Zealand)	once	Ocular	0.1 mL			MacEwen and Vernot 1983 (DTNSRDC N517)
Rabbit (New Zealand)	24 hr	Bd Wt	1700 mg/kg			MacEwen and Vernot 1983 (DTNSRDC N517)
Rabbit (New Zealand)	24 hr	Dermal		0.5 mL	(mild skin irritant)	MacEwen and Vernot 1983 (DTNSRDC N517)
Rabbit (New Zealand)	24 hr	Dermal	0.5 mL			MacEwen and Vernot 1983 (DTNSRDC N518)
Rabbit (New Zealand)	once	Ocular	0.1 mL			MacEwen and Vernot 1983 (DTNSRDC N518)

Table 2-9. Levels of Significant Exposure to Polyalphaolefin Hydraulic Fluids - Dermal (continued)

Species/ (Strain)	Exposure/ Duration/ Frequency/	System	NOAEL	LOAEL		Reference Fluid Identity
				Less Serious	Serious	
Rabbit (New Zealand)	24 hr	Bd Wt	1700 mg/kg			MacEwen and Vernot 1983 (DTNSRDC N518)
Rabbit (New Zealand)	24 hr	Bd Wt	1700 mg/kg			MacEwen and Vernot 1983 (DTNSRDC N448)
Rabbit (New Zealand)	once	Ocular	0.1 mL			MacEwen and Vernot 1983 (DTNSRDC N448)
Rabbit (New Zealand)	24 hr	Dermal	0.5 mL			MacEwen and Vernot 1983 (DTNSRDC N448)
Rabbit (New Zealand)	once	Ocular	0.1 mL			MacEwen and Vernot 1983 (DTNSRDC N501)
Rabbit (New Zealand)	24 hr	Bd Wt	1700 mg/kg			MacEwen and Vernot 1983 (DTNSRDC N501)
Rabbit (New Zealand)	24 hr	Dermal		0.5 mL	(mild skin irritant)	MacEwen and Vernot 1983 (DTNSRDC N501)
Rabbit (New Zealand)	24 hr	Dermal	0.5 mL			MacEwen and Vernot 1983 (DTNSRDC N525)
Rabbit (New Zealand)	once	Ocular	0.1 mL			MacEwen and Vernot 1983 (DTNSRDC N525)
Rabbit (New Zealand)	24 hr	Bd Wt	1700 mg/kg			MacEwen and Vernot 1983 (DTNSRDC N525)

Table 2-9. Levels of Significant Exposure to Polyalphaolefin Hydraulic Fluids - Dermal (continued)

Species/ (Strain)	Exposure/ Duration/ Frequency/	System	NOAEL	LOAEL		Reference Fluid Identity
				Less Serious	Serious	
Rabbit (New Zealand)	24 hr	Bd Wt	1700 mg/kg			MacEwen and Vernot 1983 (DTNSRDC N527)
Rabbit (New Zealand)	24 hr	Dermal	0.5 mL			MacEwen and Vernot 1983 (DTNSRDC N527)
Rabbit (New Zealand)	24 hr	Bd Wt	1700 mg/kg			Kinkead et al. 1985 (MIL-H-83282)
Rabbit (New Zealand)	24 hr	Dermal	0.5 mL			Kinkead et al. 1985 (MIL-H-83282)
Rabbit (New Zealand)	once	Ocular	0.1 mL			Kinkead et al. 1985 (MIL-H-83282)
Rabbit (New Zealand)	once	Ocular		0.1 mL	(slight eye irritation)	Kinkead et al 1992b (MIL-H-83282LT)
Rabbit (New Zealand)	4 hr	Dermal	0.5 mL			Kinkead et al 1992b (MIL-H-83282LT)
Rabbit (New Zealand)	24 hr	Bd Wt	2000 mg/kg			Kinkead et al 1992b (MIL-H-83282LT)
Gn pig (Hartley)	9 d 4 x	Dermal		14 mg/ M	(erythema) cm <sup>2</sup>	Kinkead et al. 1987b (B85-174)
Gn pig (Hartley)	2 d	Dermal	0.025 mL	0.05 mL	(mild irritation)	MacEwen and Vernot 1983 (DTNSRDC N501)

Table 2-9. Levels of Significant Exposure to Polyalphaolefin Hydraulic Fluids - Dermal (continued)

Species/ (Strain)	Exposure/ Duration/ Frequency/	System	NOAEL	LOAEL		Reference Fluid Identity
				Less Serious	Serious	
<b>Immunological/Lymphoreticular</b>						
Gn pig (Hartley)	9 d 4 x			14 mg/ cm <sup>2</sup>	(skin sensitization in 4/10 guinea pigs)	Kinkead et al. 1987b (B85-174)
Gn pig (Hartley)	9 d 4 x		0.1 mL			MacEwen and Vernot 1983 (DTNSRDC N517)
Gn pig (Hartley)	9 d 4 x		0.1 mL			MacEwen and Vernot 1983 (DTNSRDC N518)
Gn pig (Hartley)	9 d 4 x		0.1 mL			MacEwen and Vernot 1983 (DTNSRDC N448)
Gn pig (Hartley)	9 d 4 x		0.025 mL			MacEwen and Vernot 1983 (DTNSRDC N501)
Gn pig (Hartley)	9 d 4 x		0.1 mL			MacEwen and Vernot 1983 (DTNSRDC N525)
Gn pig (Hartley)	9 d 4 x		0.1 mL			MacEwen and Vernot 1983 (DTNSRDC N527)
Gn pig (Hartley)	9 d 4 x		0.1 g			Kinkead et al. 1985 (MIL-H-83282)
Gn pig (Hartley)	8 d 4 x			0.1 mL	(dermal sensitization)	Kinkead et al. 1992b (MIL-H-83282LT)



Table 2-9. Levels of Significant Exposure to Polyalphaolefin Hydraulic Fluids - Dermal (continued)

Species/ (Strain)	Exposure/ Duration/ Frequency/	System	NOAEL	LOAEL		Reference Fluid Identity
				Less Serious	Serious	
<b>Neurological</b>						
Rabbit (New Zealand)	24 hr			1700 mg/kg	(lethargy)	MacEwen and Vernot 1983 (DTNSRDC N517)
Rabbit (New Zealand)	24 hr			1700 mg/kg	(lethargy)	MacEwen and Vernot 1983 (DTNSRDC N518)
Rabbit (New Zealand)	24 hr			1700 mg/kg	(lethargy)	MacEwen and Vernot 1983 (DTNSRDC N448)
Rabbit (New Zealand)	24 hr			1700 mg/kg	(lethargy)	MacEwen and Vernot 1983 (DTNSRDC N501)
Rabbit (New Zealand)	24 hr			1700 mg/kg	(lethargy)	MacEwen and Vernot 1983 (DTNSRDC N525)
Rabbit (New Zealand)	24 hr			1700 mg/kg	(lethargy)	MacEwen and Vernot 1983 (DTNSRDC N527)

Bd Wt = body weight; d = day; F = female; Gn pig = guinea pig; hr = hour(s); LOAEL = lowest-observed-adverse-effect-level; M = male; NOAEL = no-observed-adverse-effect level; once = single dose or exposure; x = time(s)

## 2. HEALTH EFFECTS

No deaths occurred in rats after dermal exposure to Durad 220B, Durad 300, or Durad 110 under occluded conditions for 24 hours at dosage levels of 2,000 mg/kg (FMC 1990a). Dermal exposure to 2,890 mg/kg doses of a cyclotriphosphazene hydraulic fluid for 24 hours under occluded conditions likewise produced no deaths in rabbits (Kinkead et al. 1992c; MacEwen and Vemot 1985). Deaths associated with severe cholinergic symptoms and symptoms of delayed neuropathy occurred in a group of 50 cattle treated dermally with about 1.52 L of waste from reclamation of a Fyrquel hydraulic fluid (Julian et al. 1976). The material was poured over the backs of the animals as a ringworm treatment. Exposure was expected to have been by the oral route as well as by dermal contact, because the cows were seen licking their backs or the backs of other cows; 14 of 50 cows died within 4 weeks of exposure. The authors stated that this fluid may have been contaminated with tri-*ortho*-cresyl phosphate.

Johannsen and colleagues (1977) report dermal LD<sub>50</sub> values for rabbits at levels of >3,700 mg/kg for a group of triaryl phosphates, >5,000 mg/kg for dibutyl phenyl phosphate, 5,000 mg/kg for both asymmetrical and symmetrical triaryls, and >3,100 mg/kg for tributyl phosphate. This study looked at structural activity relationships for the organophosphate esters.

**Polyalphaolefin Hydraulic Fluids.** No studies were located regarding death in humans after dermal exposure to polyalphaolefin hydraulic fluids.

Several U.S. military polyalphaolefin hydraulic fluids (designated as B85-174, MJL-H-83282, MLL-H-83282, and DTNSBDC Nos. N448, N501, N5 17, N5 18, N525, and N527) produced no deaths in rabbits within 14 days of single 24-hour occluded exposures to either 2,000 mg/kg (B85-174 and MJL-H-83232LT) or 5 mL/kg (= 1,700 mg/kg; the remaining fluids were applied at this level) (Kinkead et al. 1987b; MacEwen and Vemot 1983). The test materials were spread evenly over the backs and sides of the animals.

### 2.2.3.2 Systemic Effects

The highest NOAEL and all LOAEL values from each reliable study for systemic effects in each species and duration category are recorded in Tables 2-7, 2-8, and 2-9 for mineral oil hydraulic fluids, organophosphate ester hydraulic fluids, and polyalphaolefin hydraulic fluids, respectively.

## 2. HEALTH EFFECTS

### **Respiratory Effects.**

***Mineral Oil Hydraulic Fluids.*** No studies were located regarding respiratory effects in humans or animals after dermal exposure to mineral oil hydraulic fluids.

***Organophosphate Ester Hydraulic Fluids.*** No studies were located regarding respiratory effects in humans after dermal exposure to organophosphate ester hydraulic fluids.

Respiratory effects have been observed in one dermal toxicity study. Of six rabbits exposed to an unspecified amount of Cellulube 220 for an intermediate duration, one died on day 36 of weakness and dyspnea of 4%hour duration (Carpenter et al. 1959). Respiratory effects were not observed in rabbits dermally exposed to 1,000 mg/kg of cyclotriphosphazene for an intermediate duration (Kinkead et al. 1989c, 1990). No acute- or chronic-duration animal studies examining respiratory tract effects were located.

***Polyalphaolefin Hydraulic Fluids.*** No studies were located regarding respiratory effects in humans or animals after dermal exposure to polyalphaolefin hydraulic fluids.

### **Cardiovascular Effects.**

***Mineral Oil Hydraulic Fluids.*** No studies were located regarding cardiovascular effects in humans or animals after dermal exposure to mineral oil hydraulic fluids.

***Organophosphate Ester Hydraulic Fluids.*** No studies were located regarding cardiovascular effects in humans after dermal exposure to organophosphate ester hydraulic fluids.

Several animal studies conducted histological examination of the heart following intermediate-duration dermal exposure to organophosphate ester hydraulic fluids. No cardiovascular effects were observed in rats exposed to 5,750 mg/kg/day of Fyrquel 220 (MacEwen and Vemot 1983), or rabbits exposed to 1,000 mg/kg/day of cyclotriphosphazene (Kinkead et al. 1989c, 1990) or an unspecified amount of Cellulube 220 (Carpenter et al. 1959).

***Polyalphaolefin Hydraulic Fluids.*** No studies were located regarding cardiovascular effects in humans or animals after dermal exposure to polyalphaolefin hydraulic fluids.

## 2. HEALTH EFFECTS

### **Gastrointestinal Effects.**

***Mineral Oil Hydraulic Fluids.*** No studies were located regarding gastrointestinal effects in humans or animals after dermal exposure to mineral oil hydraulic fluids.

***Organophosphate Ester Hydraulic Fluids.*** No studies were located regarding gastrointestinal effects in humans after dermal exposure to organophosphate ester hydraulic fluids.

Diarrhea was observed in rabbits administered an unspecified amount of Cellulube 220 for an intermediate duration (Carpenter et al. 1959). Soft feces were also observed in *Pasturella*-infected rabbits receiving 5,750 mg/kg/day of Fyrquel220, but not 2,875 mg/kg for an intermediate duration (MacEwen and Vemot 1983). The diarrhea may have been the result of cholinesterase inhibition or of the underlying infection or a combination of the two. No gross or histological alterations were observed in rabbits receiving a dermal dose of 1,000 mg/kg/day of cyclotriphosphazene for an intermediate duration (Kinkead et al. 1989c, 1990).

***Polyalphaolefin Hydraulic Fluids.*** No studies were located regarding gastrointestinal effects in humans or animals after dermal exposure to polyalphaolefin hydraulic fluids.

### **Hematological Effects.**

***Mineral Oil Hydraulic Fluids.*** No studies were located regarding hematological effects in humans or animals after dermal exposure to mineral oil hydraulic fluids.

***Organophosphate Ester Hydraulic Fluids.*** No change in the levels of leukocytes was observed in workers dermally exposed to triaryl phosphate hydraulic fluids for an intermediate duration (Baldrige et al. 1959).

Two intermediate-duration studies examined hematological parameters (e.g., red blood cell levels, hemoglobin levels) following dermal exposure to organophosphate ester hydraulic fluid. No hematological effects were observed in rabbits exposed to 1,000 mg/kg/day of cyclotriphosphazene (Kinkead et al. 1989c, 1990) or in rabbits exposed to 5,750 mg/kg/day of Fyrquel 220 (MacEwen and Vemot 1983).

***Polyalphaolefin Hydraulic Fluids.*** No studies were located regarding hematological effects in humans or animals after dermal exposure to polyalphaolefin hydraulic fluids.

## 2. HEALTH EFFECTS

### **Musculoskeletal Effects.**

***Mineral Oil Hydraulic Fluids.*** No studies were located regarding musculoskeletal effects in humans or animals after dermal exposure to mineral oil hydraulic fluids.

***Organophosphate Ester Hydraulic Fluids.*** No studies were located regarding musculoskeletal effects in humans after dermal exposure to organophosphate ester hydraulic fluids.

No gross or histological alterations in skeletal muscle were observed in rabbits exposed to 1,000 mg/kg/day of cyclotriphosphazene (Kinkead et al. 1989c, 1990) or in rabbits exposed to an unspecified amount of Cellulube 220 (Carpenter et al. 1959). Both of these studies were intermediate-duration dermal exposure studies. Studies examining musculoskeletal end points following acute- or chronic-duration exposure were not located.

***Polyalphaolefin Hydraulic Fluids.*** No studies were located regarding musculoskeletal effects in humans or animals after dermal exposure to polyalphaolefin hydraulic fluids.

### **Hepatic Effects.**

***Mineral Oil Hydraulic Fluids.*** No studies were located regarding hepatic effects in humans or animals after dermal exposure to mineral oil hydraulic fluids.

***Organophosphate Ester Hydraulic Fluids.*** No studies were located regarding hepatic effects in humans after dermal exposure to organophosphate ester hydraulic fluids.

In rabbit intermediate-duration studies, no gross or histological alterations in the liver were observed following exposure to 1,000 mg/kg/day of cyclotriphosphazene (Kinkead et al. 1989c, 1990) or an unspecified amount of Cellulube 220 (Carpenter et al. 1959), and no changes in liver weights were observed in rabbits exposed to 5,750 mg/kg/day of Fyrquel 220 (MacEwen and Vemot 1983). No acute- or chronic-duration studies examining hepatic end points were located.

***Polyalphaolefin Hydraulic Fluids.*** No studies were located regarding hepatic effects in humans or animals after dermal exposure to polyalphaolefin hydraulic fluids.

## 2. HEALTH EFFECTS

### **Renal Effects.**

***Mineral Oil Hydraulic Fluids.*** No studies were located regarding renal effects in humans or animals after dermal exposure to mineral oil hydraulic fluids.

***Organophosphate Ester Hydraulic Fluids.*** No studies were located regarding renal effects in humans after dermal exposure to organophosphate ester hydraulic fluids.

Significant increases in serum urea nitrogen and serum creatinine levels (which may be indicative of impaired renal function) were observed in Pasteurella-infected rabbits exposed to 2,875 or 5,750 mg/kg/day of Fyrquel220 for an intermediate duration (MacEwen and Vemot 1983). The results of the histological examination were not reported, and the renal effects of the infection were not discussed. No gross or histological alterations were observed in the kidneys of rabbits exposed to 1,000 mg/kg/day of cyclotriphosphazene (Kinkead et al. 1989c, 1990) or in rabbits exposed to an unspecified amount of Cellulube 220 for an intermediate duration (Carpenter et al. 1959). No studies examining renal effects following acute or chronic durations were located.

***Polyalphaolefin Hydraulic Fluids.*** No studies were located regarding renal effects in humans or animals after dermal exposure to polyalphaolefin hydraulic fluids.

### **Endocrine Effects.**

No studies were located regarding endocrine effects in humans or animals after dermal exposure to mineral oil or polyalphaolefin hydraulic fluids.

***Organophosphate Ester Hydraulic Fluids.*** No histopathological evidence of adverse effects on the adrenal gland was found in rabbits dermally exposed to 1,000 mg/kg/day cyclotriphosphazene for 6 hours per day, 5 days per week, for 21 days (Kinkead et al. 1989c, 1990).

### **Dermal Effects.**

***Mineral Oil Hydraulic Fluids.*** No studies were located regarding dermal effects in humans after dermal exposure to mineral oil hydraulic fluids.

## 2. HEALTH EFFECTS

Several mineral oil hydraulic fluids have been shown to be skin irritants in rabbits following a single exposure. Moderate skin irritation, erythema, and edema were observed following application of a 0.5 mL naphthenic petroleum-based hydraulic fluid designated as MIL-H-5606 (Kinkead et al. 1985). No signs of skin irritation were observed following application of 0.1 mL of Sunsafe F, Houghto-Safe 5047F, Quintolubric 95830W, or Pyroguard A-443 (Kinkead et al. 1987a, 1988).

***Organophosphate Ester Hydraulic Fluids.*** Repeated application of a patch treated with 0.2  $\mu$ L of Skydrol 500B-4 for 5 weeks (3 times/week) resulted in mild cumulative erythema confined to the contact site in 14 of 53 human test subjects, beginning with the third dose during the first week. No evidence of immediate primary dermal irritation was observed (Monsanto 1980).

Mild erythema and skin thickening was observed in rabbits following a single exposure to 0.5 mL of Durad 550B (FMC 1992a). A number of other animal studies have found no signs of skin irritation following acute exposure to Durad 220B (FMC 1990a), Durad 110 (FMC 1990a), Durad 300 (FMC 1990a), Durad MP280 (Gaworski et al. 1986; Kinkead et al. 1992d), Durad 125 (FMC 1991 b), Fyrquel 220 (Gaworski et al. 1986; Kinkead et al. 1992e), and cyclotriphosphazene (Gaworski et al. 1986; Kinkead et al. 1992a, 1992c; MacEwen and Vemot 1985). No evidence of skin histological damage was observed in rabbits repeatedly exposed to an unspecified amount of Cellulube 220 (Carpenter et al. 1959) or 1,000 mg/kg/day of cyclotriphosphazene (Kinkead et al. 1989c, 1990) for an intermediate duration. Skin irritation was not observed in rabbits exposed to 5,750 mg/kg/day of Fyrquel220 for an intermediate duration (MacEwen and Vemot 1983).

***Polyalphaolefin Hydraulic Fluids.*** No studies were located regarding dermal effects in humans after dermal exposure to polyalphaolefin hydraulic fluids.

A number of studies examined dermal end points in animals exposed to polyalphaolefin hydraulic fluids for an acute duration. Mild skin irritation was observed in rabbits following application of 0.5 mL of polyalphaolefin hydraulic fluids designated as DTNSRDC No. N50 1 or N5 17 (MacEwen and Vemot 1983) and in guinea pigs following application of 0.05 mL DTNSRDC No. N501. No signs of dermal irritation were observed in rabbits following application of 0.5 mL of polyalphaolefin hydraulic fluids designated as DTNSRDC Nos. N448, N518, N525, and N527 (MacEwen and Vemot 1983), MIL-H-83282 (Kinkead et al. 1985), and MIL-H-83282LT (Kinkead et al. 1992b), and application of 142 mg/cm<sup>2</sup> of a polyalphaolefin hydraulic fluid with a Naval designation of B85-174 (Kinkead et al. 1987b).

## 2. HEALTH EFFECTS

### **Ocular Effects.**

***Mineral Oil Hydraulic Fluids.*** No studies were located regarding ocular effects in humans after exposure to mineral oil hydraulic fluids.

Mild eye irritation was observed following ocular application of 0.1 mL of Sunsafe F, Houghto-Safe 5047F, Quintolubric 95830W, or Pyroguard A-443 (Kinkead et al. 1987a, 1988). A NOAEL of 0.1 mL for eye irritation was identified for MIL-H-5606 (Kinkead et al. 1985). No longer term studies examining ocular end points were located.

***Organophosphate Ester Hydraulic Fluids.*** No studies were located regarding ocular effects in humans after exposure to organophosphate ester hydraulic fluids.

Eye irritation was not observed in animal studies following a single application of 0.1 mL of Fyrquel 220 (Gaworski et al. 1986; Kinkead et al. 1992e), Durad MP280 (Gaworski et al. 1986; Kinkead et al. 1992d), or cyclotriphosphazene (Kinkead et al. 1992c; MacEwen and Vemot 1985). Intermediate-duration exposure of rats, rabbits, or hamsters to aerosols of Fyrquel 220 or Durad MP280 (MacEwen and Vemot 1983), rabbits to Cellulube 220 (Carpenter et al. 1959), or rats to cyclotriphosphazene (Kinkead et al. 1989a, 1990) also did not cause eye irritation.

***Polyalphaolefin Hydraulic Fluids.*** No studies were located regarding ocular effects in humans after exposure to polyalphaolefin hydraulic fluids.

During a single 4-hour exposure to 1,120 mg/m<sup>3</sup> MIL-H-83282LT hydraulic fluid, rats showed signs of mucosal irritation including rubbing of the eyes and nose and squinting of eyes (Kinkead et al. 1992b). Exposure in this case was a whole-body exposure in an inhalation chamber and aerosols of the hydraulic fluid came into direct contact with the eyes. No other studies reported ocular effects following exposure to polyalphaolefin hydraulic fluid aerosols.

Eye irritation was observed in rabbits following ocular application of MIL-H-83282LT (Kinkead et al. 1992b). No signs of irritation were observed in rabbits following ocular application of 0.1 mL of polyalphaolefin hydraulic fluids designated as DTNSRDC Nos. N448, N501, N5 17, N5 18, N525, and N527 (MacEwen and Vemot 1983), MIL-H-83282 (Kinkead et al. 1985), or B85-174 (Kinkead et al. 1987b).



## 2. HEALTH EFFECTS

### **Body Weight Effects.**

***Mineral Oil Hydraulic Fluids.*** No studies were located regarding body weight effects in humans after dermal exposure to mineral oil hydraulic fluids.

In acute toxicity studies, no significant changes in body weight were observed following dermal application of 2,000 mg/kg of Sunsafe F, Quintolubric 95830W, Houghto-Safe 5047F, Pyroguard A-443 (Kinkead et al. 1989b, 1988), or 1,800 mg/kg of a mineral oil hydraulic fluid meeting military specifications of MIL-H-5606 (Kinkead et al. 1985). No longer-term studies were located.

***Organophosphate Ester Hydraulic Fluids.*** No studies were located regarding body weight effects in humans after dermal exposure to organophosphate ester hydraulic fluids.

Following acute exposure, no changes in body weight gain were observed in rats exposed to 2,000 mg/kg of Durad 110, Durad 220B, or Durad 300 (FMC 1990a) or in rabbits exposed to 2,890 mg/kg of cyclotriphosphazene (Kinkead et al. 1992c; MacEwen and Vemot 1985). A transient weight loss was observed in rabbits exposed to 2 mL/kg of MIL-H-19457B or Fyrquel 220 (Gaworski et al. 1986; Kinkead et al. 1992a). Intermediate-duration exposure of rabbits to 1,000 mg/kg/day of cyclotriphosphazene (Kinkead et al. 1989c, 1990) or 5,750 mg/kg/day of Fyrquel 220 (MacEwen and Vemot 1983) did not alter body weight gains.

***Polyalphaolefin Hydraulic Fluids.*** No studies were located regarding body weight effects in humans after dermal exposure to polyalphaolefin hydraulic fluids.

No changes in growth were observed in rabbits following single applications of 1,700 mg/kg of polyalphaolefin hydraulic fluids designated as DTNSRDC N448, N501, N5 17, N5 18, N525, or N527 (MacEwen and Vemot 1983), 1,700 mg/kg of polyalphaolefin hydraulic fluids meeting military specifications of MIL-H-83282 (Kinkead et al. 1985) or 2,000 mg/kg of MIL-H-83282LT or B85-174 (Kinkead et al. 1992b). No longer-term studies were located.

## 2. HEALTH EFFECTS

### 2.2.3.3 Immunological and Lymphoreticular Effects

The highest NOAEL values and all LOAEL values for each reliable study for immunological effects in each species and duration category are recorded in Tables 2-7, 2-8, and 2-9 for mineral oil hydraulic fluids, organophosphate ester hydraulic fluids, and polyalphaolefin hydraulic fluids, respectively.

**Mineral Oil Hydraulic Fluids.** No studies were located regarding immunological effects in humans after dermal exposure to mineral oil hydraulic fluids.

In guinea pig assays for skin sensitization, 4 of 5 tested mineral oil hydraulic fluids (Pyroguard A-443, Sunsafe F, Houghto-Safe 5047F, and MIL-H-5606) displayed no activity; the remaining fluid, Quintolubric 95830W, displayed only weak skin sensitization (skin sensitization occurred in only 1 of 10 guinea pigs) (Kinkead et al. 1985, 1987a, 1988). No other studies were located regarding immunological effects in animals after dermal exposure to mineral oil hydraulic fluids.

**Organophosphate Ester Hydraulic Fluids.** No dermal sensitization was observed in a study of human subjects (46 females and 7 males) exposed dermally to 0.2 mL Skydrol 500B-4 for three 24-hour periods per week for 5 weeks (Monsanto 1980). No other studies were located regarding immunological effects in humans after dermal exposure to organophosphate ester hydraulic fluids. Two case reports of skin sensitization to triphenyl phosphate were found. A woman developed eczema from her eyeglasses containing the phosphate (Carlsen et al. 1986), and a carpenter tested positive to an allergy patch test, where a 5% petrolatum solution of triphenyl phosphate was applied after exposure to a glue containing it (Camarassa and Serra-Baldfich 1992).

No skin sensitization was seen in guinea pigs treated with four doses of 0.1 mL of a cyclotriphosphazenebased hydraulic fluid on the skin of the forelegs (Kinkead et al. 1992c; MacEwen and Vernot 1985). Thymus weight decreases (both absolute and relative to body weight) were observed, without histological alterations, in rabbits dermally exposed to 6-hour doses of cyclotriphosphazene  $\leq 1,000$  mg/kg, 5 days/week for 21 days (Kinkead et al. 1989c, 1990). No other studies regarding immunological effects in animals after dermal exposure were located.

## 2. HEALTH EFFECTS

**Polyalphaolefin Hydraulic Fluids.** No studies were located regarding immunological effects in humans after dermal exposure to polyalphaolefin hydraulic fluids.

Two U.S. military polyalphaolefin hydraulic fluids, MJL-H83232LT and B85-174, displayed skin sensitization activity in guinea pigs (Kinkead et al. 1987b, 1992b). Seven other polyalphaolefin hydraulic fluids did not produce skin sensitization in guinea pig assays; tested materials were designated as MIL-H-83282 (Kinkead et al. 1985) and DTNSDR Nos. N448, N501, N517, N518, N525, and N527 (MacEwen and Vernot 1983). No other studies were located regarding immunological effects in animals after dermal exposure to polyalphaolefin hydraulic fluids.

### 2.2.3.4 Neurological Effects

The highest NOAEL values and all LOAEL values for each reliable study for neurological effects in each species and duration category are recorded in Tables 2-7, 2-8, and 2-9 for mineral oil hydraulic fluids, organophosphate ester hydraulic fluids, and polyalphaolefin hydraulic fluids, respectively.

**Mineral Oil Hydraulic Fluids.** Weakness in the hands and the absence of tendon reflexes developed in a man whose skin was exposed heavily to mineral-oil-based hydraulic fluids on a daily occupational basis for  $\approx 2$  years. Reportedly, his hands and arms “were always wet with fluid,” and his clothes were often saturated with fluid (Järvholm et al. 1986). The fluid, to which the man was exposed for an unspecified number of months prior to the appearance of neurotoxic signs, contained  $\approx 0.5\%$  isopropylated triphenyl phosphate and  $< 50$  ppm tri-*ortho*-cresyl phosphate (TOCP) according to the manufacturer’s analysis. A coincidental association between polyneuropathy and exposure to hydraulic fluid in this case could not be excluded. Neurological examination of eight men who worked with mineral-oil-based hydraulic fluids for 3 months to 13 years revealed subtle electromyographical effects in several muscles of four of the men (“a reduced number of motor unit potentials”), but no such effects were observed in eight nonexposed male controls (Järvholm et al. 1986). Reportedly, the exposed men in this study were less heavily exposed to hydraulic fluids than the man who developed arm weakness and absence of tendon reflexes. The two reports provide limited evidence that dermal exposure to certain mineral-oil-based hydraulic fluids may produce neurological effects. Other studies on neurological effects in humans following dermal exposure to mineral-oil-based hydraulic fluids were not located.

## 2. HEALTH EFFECTS

In acute toxicity studies, rabbits exposed to 2,000 mg/kg occluded dermal doses of one of several mineral oil hydraulic fluids (Sunsafe F, Houghto-Safe 5047F, Quintolubric 95830W, Pyroguard A-443 and MIL-H-5606) for 24 hours displayed no signs of neurological toxicity within 14 days postdosing (Kinkead et al. 1985, 1987a, 1988). Other information on neurological effects in animals following dermal exposure to mineral oil hydraulic fluids was not located.

**Organophosphate Ester Hydraulic Fluids.** A brief overview of organophosphate ester neurotoxicity is presented in Section 2.2.1.4.

During a cleaning operation, 14 men on a U.S. Navy ship were dermally exposed on their hands and arms, and on the clothing to a hydraulic fluid described as a mixture of triphenyl phosphates (Baldrige et al. 1959). The men were directed to bathe and change clothing 24 hours after the operation. Blood samples were drawn for plasma and red blood cell cholinesterase measurement presumably 24 hours after the cleanup event and after an interval of 2 weeks. No significant differences in cholinesterase values were observed between the exposed men and a group of nonexposed men. The men were instructed to report the occurrence of any neuropathic symptoms to the medical department of the ship, but none were reported.

Another group of 14 men was exposed primarily by dermal contact to a triaryl phosphate hydraulic fluid during installation and operation of hydraulic aircraft elevators on a U.S. Navy ship (Baldrige et al. 1959). Neurological examinations, physical examinations, white blood cell counts, and blood cholinesterase measurements made several times during a 3- to 4-month operation period failed to detect differences between the exposed men and a group of eight nonexposed men from the same ship.

No other information was located regarding neurological effects in humans after dermal exposure to hydraulic fluids.

Several organophosphate ester hydraulic fluids produced no clinical signs of neurotoxicity in rats and rabbits during 14-day observation periods after 24-hour periods of occluded dermal exposure. Tested hydraulic fluids included Durad 110 (FMC 1990a), Durad 300 (FMC 1990a), and a cyclotriphosphazene-based hydraulic fluid (Kinkead et al. 1992c; MacEwen and Vemot 1985). These species are not susceptible to organophosphate-induced delayed neuropathy (Abou-Donia and Lapadula 1990).

## 2. HEALTH EFFECTS

Delayed neuropathy occurred in a group of 50 cattle after the waste from reclamation of contaminated hydraulic fluid was poured over their backs as a treatment for ringworms (Julian et al. 1976). The animals were observed licking their backs and the backs of others, suggesting that oral as well as dermal exposure occurred. The composition of the waste product was unknown, but the hydraulic fluid was identified as a Fyrquel that may have been contaminated with tri-*ortho*-cresyl phosphate (TOCP). The first signs of posterior weakness (knuckling at the fetlocks and mild ataxia) were noted 20 days after treatment. Decreased sensory and motor responses in the hind limbs were observed, and histopathological examination of seven cows revealed demyelination and degeneration in the spinal cord and the sciatic nerve.

Severe cholinergic signs (diarrhea, generalized weakness, dyspnea, and decreased blood cholinesterase activity) and subsequent death occurred in two rabbits given daily 4-hour occluded dermal exposures to Cellulube 220 that contained a mixture of tricresyl and trixylenyl phosphate esters (Carpenter et al. 1959). One rabbit died after 6 days of exposure and the other died after 42 days of exposure. Daily exposures of 1 or 2 hours also produced cholinergic signs in groups of two rabbits exposed for  $\leq 44$  days. One of the two rabbits exposed daily for 2 hours developed hind limb weakness with an altered gait. Histological examination of brain, spinal cord, and sciatic nerve tissues in exposed rabbits revealed no “remarkable” alterations. Although this study indicates that neurological effects occurred in rabbits with repeated dermal exposure to Cellulube 220, no dosage levels were reported. Neither clinical nor histopathological signs of neurotoxicity were observed in hens treated dermally with two doses of 5,000 mg/kg tributoxylethyl phosphate 21 days apart (Carrington et al. 1989)

A cyclotriphosphazene-based hydraulic fluid produced no deaths, signs of neurotoxicity or histological alterations in the brain or sciatic nerve in rabbits after occluded dermal exposure at 1,000 mg/kg/day, 6 hours/day ( $\approx 10\%$  of body surface area), 5 days/week for 21 days (Kinkead et al. 1989c, 1990).

No other information was located regarding neurological effects in animals after intermediate to chronic dermal exposure to organophosphate ester hydraulic fluids.

**Polyalphaolefin Hydraulic Fluids.** No studies were located regarding neurological effects in humans after dermal exposure to polyalphaolefin hydraulic fluids.

Information regarding neurological effects in animals after dermal exposure to polyalphaolefin hydraulic fluids is restricted to a report that lethargy was observed in some rabbits during 24-hour periods of exposure

## 2. HEALTH EFFECTS

to occluded topically applied (1,700 mg/kg) of polyalphaolefin hydraulic fluids designated as DTNSRDC Nos. N448, N501, N517, N518, N525, and N527 (MacEwen and Vemot 1983).

### 2.2.3.5 Reproductive Effects

No studies were located regarding reproductive effects in humans or animals after dermal exposure to mineral oil hydraulic fluids or to polyalphaolefin hydraulic fluids.

**Organophosphate Ester Hydraulic Fluids.** No studies were located regarding reproductive effects in humans after dermal exposure to organophosphate ester hydraulic fluids.

Dermal exposure of male rabbits to unspecified doses of Cellulube 220 (14 hours/day, 4-5 days/week for ≤46 days) did not elicit histological alterations in the testes (Carpenter et al. 1959). Dermal exposure of male and female rabbits to cyclotriphosphazene at doses ≤1,000 mg/kg/day for 6 hours/day, 5 days/week, for 21 days did not affect the reproductive organs (Kinkead et al. 1989c, 1990). No other dermal studies examining reproductive effects in animals were located. This NOAEL value for reproductive effects in rabbits acutely exposed to cyclotriphosphazene hydraulic fluid is recorded in Table 2-8.

### 2.2.3.6 Developmental Effects

No studies were located regarding developmental effects in humans or animals after dermal exposure to mineral oil hydraulic fluids or to polyalphaolefin hydraulic fluids.

**Organophosphate Ester Hydraulic Fluids.** No studies were located regarding developmental effects in humans after dermal exposure to organophosphate ester hydraulic fluids.

After a single dermal exposure to waste from the reclamation of a Fyrquel hydraulic fluid that may have been contaminated with tri-*ortho*-cresyl phosphate (TOCP), no apparent signs of neurotoxicity were observed in calves of 10 cows that manifested neurotoxicity just after the birth of the calves. The cows were apparently also exposed orally concurrent to the dermal exposure (Julian et al. 1976). No intermediate- or chronic-duration dermal studies examining developmental effects in animals were located.

## 2. HEALTH EFFECTS

### 2.2.3.7 Genotoxic Effects

**Mineral Oil Hydraulic Fluids.** No studies were located regarding genotoxic effects in humans or animals after dermal exposure to mineral oil hydraulic fluids.

**Organophosphate Ester Hydraulic Fluids.** No studies were located regarding genotoxic effects in humans or animals after dermal exposure to organophosphate ester hydraulic fluids. Genotoxicity studies for organophosphate ester hydraulic fluids are discussed in Section 2.5.

**Polyalphaolefin Hydraulic Fluids.** No studies were located regarding genotoxic effects in humans or animals after dermal exposure to polyalphaolefin hydraulic fluids.

### 2.2.3.8 Cancer

**Mineral Oil Hydraulic Fluids.** A significant elevated odds ratio was found between stomach cancer and occupational exposure to hydraulic fluids in a case-control study examining associations between subjectively reported occupational exposure to petroleum-derived liquids and cancer in particular organs (Siemiatycki et al. 1987a). The reference group consisted of 2,514 cancer patients who did not have stomach cancer. The main group of patients (n=155) exposed to hydraulic fluids consisted of automotive mechanics exposed to transmission and brake fluids. While inhalation exposure was possible, dermal contact was the expected predominant exposure route. Although the association between exposure to hydraulic fluids and stomach cancer was statistically significant, the biological relevance is uncertain due to several limitations of the study including sample size, possible misclassification errors in subjective exposure assessment, and confounding exposure to other compounds. The importance of exposure to other chemicals as a limitation was emphasized by the authors' report that the association between stomach cancer and exposure to hydraulic fluids was no longer significant when adjustments were made for exposure to gasoline. No other information on cancer in humans exposed dermally to mineral oil hydraulic fluids was located.

No studies were located regarding cancer in animals after dermal exposure to mineral oil hydraulic fluids.

## 2. HEALTH EFFECTS

**Organophosphate Ester Hydraulic Fluids.** No studies were located regarding cancer in humans or animals after dermal exposure to organophosphate ester hydraulic fluids.

**Polyalphaolefin Hydraulic Fluids.** No studies were located regarding cancer in humans or animals after dermal exposure to polyalphaolefin hydraulic fluids.

### 2.3 TOXICOKINETICS

No studies were located that examined the toxicokinetics of mineral oil, organophosphate ester, or polyalphaolefin hydraulic fluids in humans or animals, with the exception of a study examining absorption in rats after exposure to a hydraulic fluid containing 99.9% cyclotriphosphazene (Kinkead and Bashe 1987) and the absorption and metabolism of Reolube HYD46, another organophosphate hydraulic fluid (Ciba-Geigy 1985). This section, therefore, discusses available information on the toxicokinetics of major components of these classes of hydraulic fluids or of materials that may be expected to display similar toxicokinetic properties based on similar physical and chemical characteristics. It should be emphasized that many hydraulic fluids are complex mixtures of chemicals that may include some chemicals which may not share toxicokinetic properties with the major components.

Hydrocarbons in mineral oil hydraulic fluids may be expected to be poorly absorbed, regardless of the route of exposure, based on results from studies with animals exposed to food-grade or medicinal mineral oil (Bollinger 1970; Ebert et al. 1966) or motor oil (Lushbaugh et al. 1950). Absorbed hydrocarbons from mineral oil are likely to be preferentially distributed to the liver and fatty tissues, slowly metabolized to various types of lipids (e.g., fatty acids or triglycerides), and excreted in the feces via the bile (Bollinger 1970; Ebert et al. 1966). Accumulation of oil in the lungs (and the consequent development of lipoid pneumonia), has been observed in humans and animals after inhalation or oral exposure to mineral oils (Cannon 1940; Lushbaugh 1950; Perrot and Palmer 1992).

No studies were located that examined the toxicokinetics of polyalphaolefins in humans or animals, but the similarities in physical and chemical properties between polyalphaolefins and hydrocarbons in mineral oil indicate that the toxicokinetics of polyalphaolefins may be similar to those of hydrocarbons in mineral oil hydraulic fluids.



## 2. HEALTH EFFECTS

Animal studies with organophosphate esters, including tricresyl phosphate isomers (Abou-Donia et al. 1990a, 1990b; Casida et al. 1961; Eto et al. 1962; Kurebayashi et al. 1985; NTP 1988; Suwita and Abou-Donia 1990), isopropylated phenyl phosphates (Yang et al. 1990), and tributyl phosphate (Gatz 1992a, 1992b; Suzuki et al. 1984a) indicate that these compounds are readily absorbed by the gastrointestinal tract and may be absorbed by the skin (Ciba-Geigy 1985; Hodge and Sterner 1943; Nomeir and Abou-Donia 1986). Studies examining the toxicokinetics of inhaled aerosols of organophosphate esters were not located. Absorbed tricresyl phosphate isomers are widely distributed among animal tissues, and display a preferential distribution to fatty tissues, liver, and kidneys. They are readily cleared without displaying a tendency to accumulate (Abou-Donia et al. 1990a, 1990b; Hodge and Sterner 1943; Kurebayashi et al. 1985; Nomeir and Abou-Donia 1986; Somkuti and Abou-Donia 1990).

Animal studies with several organophosphate esters show that these compounds and their metabolites are excreted in the urine, bile, and feces. The relative importance of urinary versus fecal excretion appears to depend on the organophosphate ester and the dosage (NTP 1988; Somkuti and Abou-Donia 1990; Suzuki et al. 1984a). Species differences in sensitivity to experimental tri-*ortho*-cresyl phosphate-induced delayed neuropathy have been associated in part with apparently subtle differences among species in elimination kinetics (Abou-Donia 1990a, 1990b; Suwita and Abou-Donia 1990). (TOCP is not a hydraulic fluid, but a contaminant in older formulations of TCP-based hydraulic fluids.)

Metabolism of the triaryl and trialkyl organophosphate esters used in hydraulic fluids involves a very complex array of Phase I reactions including cytochrome P-450-mediated oxidations, dearylations, and cyclic rearrangements. For example, 19 metabolites were identified in rats after exposure to [<sup>14</sup>C] labeled tributyl phosphate (Gatz 1992a). Phase II reactions include glutathione and glucuronic acid conjugations, as indicated by animal studies with several organophosphate esters including isopropylated phenyl phosphates (Yang et al. 1990), tri-*ortho*-cresyl phosphate (TOCP) (Abou-Donia 1990a, 1990b; Casida et al. 1961; Eto et al. 1962, 1967; Nomeir and Abou-Donia 1986; Somkuti and Abou-Donia 1990), tri-*para*-cresyl phosphate (Kurebayashi et al. 1985), and tributyl phosphate (Gatz 1992a, 1994; Suzuki et al. 1984a). The preferential distribution of radioactivity in the liver after administration of radiolabeled tricresyl phosphate isomers emphasizes the importance of the liver in metabolism of these compounds, but metabolism in other tissues is possible.

## 2. HEALTH EFFECTS

### 2.3.1 Absorption

#### 2.3.1.1 Inhalation Exposure

**Mineral Oil Hydraulic Fluids.** No studies were located regarding absorption in humans or animals after inhalation exposure to mineral oil hydraulic fluids.

Indirect evidence suggests that pulmonary absorption of hydrocarbons in mineral oil hydraulic fluids may occur. Mice, rats, and rabbits exposed to fogs (particle size ranged from 0.34 to 1.45  $\mu\text{m}$ ) of 63 mg/L of a diesel-engine lubricating oil for  $\leq 343$  days displayed (as indicated by histological analysis) oil in alveolar macrophages, mediastinal lymph nodes, lymphatic channels of the lungs, and in the pleura (Lushbaugh et al. 1950). A chemical analysis of lung and liver tissue found oil at respective concentrations of 0.13% and 0.03% (w/w) in exposed mice, but no oil in the same tissues from controls. These results are consistent with the hypothesis that mineral oil aerosols are not quickly absorbed by alveolar pneumocytes, and macrophages subsequently mediate clearance.

**Organophosphate Ester Hydraulic Fluids.** No studies were located regarding absorption in humans after inhalation exposure to organophosphate ester hydraulic fluids.

No data were located regarding absorption in animals after inhalation exposure to organophosphate ester hydraulic fluids or specific organophosphate esters, except for the observation that parent material was not detected by gas chromatography in the blood or urine of male rats exposed to 5,120  $\text{mg}/\text{m}^3$  of an aerosol of a cyclotriphosphazene (99.9%) hydraulic fluid for 4 hours, thereby suggesting that the extent of absorption was limited (Kinkead and Bashe 1987). Blood samples were collected at 0, 24, and 48 hours after exposure was terminated. Urine was collected for 24 hours after exposure.

**Polyalphaolefin Hydraulic Fluids.** No studies were located regarding absorption in humans or animals after inhalation exposure to polyalphaolefin hydraulic fluids or their major components. Based on physicochemical similarities with mineral oils (i.e., long-chain aliphatic hydrocarbons are predominant components), inhaled aerosols of polyalphaolefin hydraulic fluids may enter the body by macrophage-mediated clearance (see discussion above for mineral oil hydraulic fluids).

## 2. HEALTH EFFECTS

### 2.3.1.2 Oral Exposure

**Mineral Oil Hydraulic Fluids.** No studies were located regarding absorption in humans or animals after oral exposure to mineral oil hydraulic fluids.

Food-grade or medicinal mineral oil, a mixture of aliphatic hydrocarbons that also may be found in mineral oil hydraulic fluids, is known to be absorbed only to a limited extent by the human gastrointestinal tract and has a laxative effect (Anonymous 1967; Brunton 1985), thus suggesting that mineral oil hydraulic fluids may behave likewise.

Experiments with rats given oral doses of tritiated food-grade mineral oil provide supporting evidence that the absorption of hydrocarbons in mineral oils is limited. Five hours after dosing with 0.66 mL/kg of tritiated mineral oil ("liquid petrolatum U.S.P."),  $\approx 75\%$  of the administered radioactivity remained in the alimentary tract, and only 3% of the administered radioactivity was accounted for by radioactivity in other parts of the rat carcass (Ebert et al. 1966). About 80% of the administered radioactivity was recovered in feces during the first 2 days after treatment, and over 90% of the radioactivity in the feces was in the form of mineral oil. These data are consistent with the hypothesis that ingested mineral oil was poorly absorbed. Neither biliary excretion nor enterohepatic circulation of mineral oils was measured in this study, and thus, any quantitative estimates of the extent of absorption based on these data should be viewed as tentative.

**Organophosphate Ester Hydraulic Fluids.** No studies were located regarding absorption in humans or animals after oral exposure to organophosphate ester hydraulic fluids.

Studies of excretion in animals following oral administration of TOCP and tri-para-cresyl phosphate suggest that organophosphate esters found in hydraulic fluids may be extensively absorbed by the gastrointestinal tract (Abou-Donia et al. 1990a, 1990b; Kurebayashi et al. 1985; Suwita and Abou-Donia 1990).

One day after oral administration of single 7.8-mg/kg doses of [methyl- $^{14}\text{C}$ ]tri-para-cresyl phosphate (in DMSO) to male rats, radioactivity in urine, feces, expired air (as  $\text{CO}_2$ ), and bile represented approximately 34%, 42%, 14%, and 28% of the administered dose, respectively (Kurebayashi et al. 1985). Measurements for expired air and excreted bile were carried out on five rats with cannulated bile ducts; fecal and urinary excretion were measured in another group of three rats without cannulated bile ducts. Assuming that radioactivity in urine, expired air, and bile represent absorbed compound, these results suggest that at least

## 2. HEALTH EFFECTS

76% of the tri-para-cresyl phosphate dose was absorbed. In rats given larger single doses of [ $^{14}\text{C}$ ]tri-para-cresyl phosphate (89.6 mg/kg), radioactivity in urine, feces, and expired air accounted for approximately 8%, 65%, and 3% of the dose, respectively, 1 day after dosing, and for 12%, 77%, and 6% of the dose, respectively, after 7 days. Enterohepatic circulation was not examined in the high-dose rats, but GC-MS analysis of the feces indicated that most of the radioactivity in the feces from the high-dose rats was unchanged tri-para-cresyl phosphate. This observation is consistent with the hypothesis that a significant portion of the high dose was not absorbed.

Male rats given single gavage doses of 50 mg/kg [uniformly labeled  $^{14}\text{C}$ -phenyl]tri-*ortho*-cresyl phosphate in corn oil excreted approximately 50% and 25% of administered radioactivity in urine and feces, respectively, 24 hours after dosing (Abou-Donia et al. 1990a). Five days after dosing, cumulative radioactivity in urine and feces accounted for approximately 60% and 35%, respectively. Although biliary excretion and enterohepatic circulation were not examined in this study, the appearance of a large proportion of the administered radioactivity in the urine is indicative of extensive gastrointestinal absorption. Peak concentrations of radioactivity were observed between 2 and 48 hours after dosing (most tissues attained peak levels at 6 hours) in a number of nongastrointestinal tissues (Abou-Donia et al. 1990a); this implies that the TOCP was absorbed in less than 6 hours. The extent of absorption could not be estimated in companion excretion studies with chickens given single gavage doses of 50 mg/kg [uniformly labeled  $^{14}\text{C}$ -phenyl]TOCP in corn oil, because chickens void urine and feces together and the authors did not attempt to separate them (Abou-Donia et al. 1990b; Suwita and Abou-Donia 1990). However, the hen studies provided qualitative evidence that TOCP was readily absorbed since radioactivity was detected within 12 hours of dosing in nongastrointestinal tissues including plasma, liver, kidney, and gall bladder.

Results from animal studies with other organophosphate esters also indicate ready gastrointestinal absorption. Rats given single oral doses of 14 mg/kg [1 -butyl- $^{14}\text{C}$ ]tributyl phosphate excreted approximately 50%, 10%, and 6% of applied radioactivity in urine, expired  $\text{CO}_2$  and feces, respectively (Suzuki et al. 1984a). Metabolites of isopropylated phenyl phosphates were detected in the bile of rabbits within 6-24 hours of gavage administration of 2 g/kg Reolube HYD46, a hydraulic fluid containing isopropylated phenyl phosphates (Yang et al. 1990). Evidence for extensive absorption of tributyl phosphate was shown by the recovery of 66 to 80% of the radioactivity from [ $^{14}\text{C}$ ]tributyl phosphate in urine for single oral doses up to 350 mg/kg in rats (Gatz 1992a, 1992b, 1994).

## 2. HEALTH EFFECTS

**Polyalphaolefin Hydraulic Fluids.** No studies were located regarding absorption in humans or animals after oral exposure to polyalphaolefin hydraulic fluids.

As mentioned previously, ingested food-grade mineral oil is absorbed only to a limited extent in humans and animals (Brunton 1985; Ebert et al. 1966). The physicochemical similarities between polyalphaolefins and mineral oils suggest that the extent of gastrointestinal absorption of polyalphaolefin hydraulic fluids also may be limited.

### 2.3.1.3 Dermal Exposure

**Mineral Oil Hydraulic Fluids.** No studies were located regarding absorption in humans or animals after dermal exposure to mineral oil hydraulic fluids.

**Organophosphate Ester Hydraulic Fluids.** Limited studies indicate that organophosphate esters found in hydraulic fluids are absorbed by human skin. Radioactivity was detected in the blood and urine of two human subjects 1 hour after dermal exposure of both palms to 0.11 or 0.22 g of tri-*ortho*-cresyl phosphate labeled with radioactive phosphorus (Hodge and Sterner 1943). *In vitro* studies with human cadaver abdominal skin separating neat hydraulic fluids from an ethanol/water solution (70:30) found mean steady-state absorption rates of 0.9 and 0.54  $\mu\text{g}/\text{cm}^2/\text{hour}$  for triphenyl phosphate (TPP) and 2-isopropylphenyl diphenyl phosphate (2-IDPP), respectively, from the hydraulic fluid additive Reofos 50 (Ciba-Geigy 1985). The Reofos 50 sample reportedly contained 261.5 mg/mL TPP and 341.43 mg/mL 2-IDPP. Using the hydraulic fluid, Reolube HYD46 (which contained 30.5 mg/mL TPP and 218.1 mg/mL 2-IDPP), steady-state absorption rates of 0.67 and 3.32  $\mu\text{g}/\text{cm}^2/\text{hour}$  were measured for TPP and 2-IDPP, respectively. The applicability of these *in vitro* absorption rates to *in vivo* exposures is uncertain due to several limitations of the study, including the use of skin from only one individual, the use of 70% ethanol in the receptor chamber, and the absence of reference standards in the study.

Single dermal doses of 50 mg/kg tri-*ortho*-cresyl-[uniformly labeled  $^{14}\text{C}$ -phenyl]phosphate (TOCP) were applied to preclipped, unprotected, 10-cm<sup>2</sup> areas of skin in male cats (Nomeir and Abou-Donia 1986). Three treated cats were sacrificed 0.5, 1, 2, 5, and 10 days after treatment. Radioactivity in urine and feces collected over the 10-day period accounted for 28% and 19% of the applied dose, respectively, but no radioactivity was detected in expired air. Radioactivity in analyzed tissues reached maximal levels at 24 hours (accounting for 8.7% of the applied dose). These data are inadequate for quantitative measurements of the extent of dermal

## 2. HEALTH EFFECTS

absorption of TOCP, because a significant fraction of the applied radioactivity was not accounted for in the analysis, and some of the TOCP may have been ingested by the cats during grooming.

Radioactivity was detected in the blood and urine of a single female dog, 1 hour after dermal application of a 2.094-g dose of TOCP labeled with radioactive phosphorus to a 300-cm<sup>2</sup> area of clipped and depilated abdominal skin (Hodge and Sterner 1943). Gas chromatographic analysis of blood detected no parent material in male rats at 4, 24, or 48 hours after a 24-hour, occluded exposure to a hydraulic fluid containing 99.9% cyclotriphosphazene, but the presence of metabolites in the blood was not investigated (Kinkead and Bashe 1987).

In Yucatan minipigs dermally exposed for 6 hours to 350 mg/kg, [<sup>14</sup>C]tributyl phosphate was only poorly absorbed (less than 5% of the applied dose). Absorption in rats treated under similar conditions was much higher (54-58%) (Gatz 1992a, 1992b).

**Polyalphaolefin Hydraulic Fluids.** No studies were located regarding absorption in humans or animals after dermal exposure to polyalphaolefin hydraulic fluids.

### 2.3.1.4 Other Routes of Exposure

**Mineral Oil Hydraulic Fluids.** Absorption of a mineral oil in an emulsion was apparently very slow in female rats injected subcutaneously with 0.1 mL and in squirrel monkeys injected intramuscularly with 0.3 mL (Bollinger 1970). The emulsion contained 1 volume mannide monooleate, 9 volumes mineral oil, and 9 volumes water; [<sup>14</sup>C] labeled hexadecane, a major component of the mineral oil, was added to the emulsion as a radiotracer. At 1 week and 10 months after treatment, radioactivity remaining at the sites of injection accounted for 85-99% and 25-33%, respectively, of the administered radioactivity.

**Organophosphate Ester Hydraulic Fluids.** Absorption rates of TOCP were measured in chickens after subcutaneous injection by measuring the apparent disappearance of TOCP from the site of injection with <sup>31</sup>P NMR spectroscopy (Carrington et al. 1988). Five chickens were injected with single, 1,187-mg/kg, neurotoxic doses in the back of the neck. Diminishment of the <sup>31</sup>P-TOCP signal at the site of injection showed a biphasic pattern; calculated half-lives for the first and second phases were 3.22 hours and 15.3 days. The authors interpreted the first phase to be indicative of spreading of the material under the skin

## 2. HEALTH EFFECTS

and the second phase to be indicative of absorption. They concluded that absorption of the subcutaneously injected material was slow.

**Polyalphaolefin Hydraulic Fluids.** No studies were located regarding absorption of polyalphaolefin hydraulic fluids in humans or animals after exposure by routes other than inhalation, oral, or dermal.

### 2.3.2 Distribution

#### 2.3.2.1 Inhalation Exposure

**Mineral Oil Hydraulic Fluids.** No studies were located regarding distribution in humans or animals after inhalation exposure to mineral oil hydraulic fluids.

Numerous case reports of lipoid pneumonia in humans exposed through intranasal application of liquid petrolatum in medicinal nose drops (Cannon 1940; Lushbaugh et al. 1950) suggest that accumulation of oil in the lungs may be a concern with prolonged or high-level exposure to aerosols of mineral oils in hydraulic fluids. An examination of mice exposed to fogs of a lubricating oil for  $\leq 343$  days chemically detected oil in lung (0.13% [w/w]) and liver (0.03% [w/w]) tissue and histologically detected oil in alveolar macrophages, mediastinal lymph nodes, and lymphatic channels of the lung (Lushbaugh 1950). Further information regarding the distribution of inhaled mineral oil was not located.

**Organophosphate Ester Hydraulic Fluids.** No studies were located regarding distribution in humans or animals after inhalation exposure to organophosphate hydraulic fluids.

**Polyalphaolefin Hydraulic Fluids.** No studies were located regarding distribution in humans or animals after inhalation exposure to polyalphaolefin hydraulic fluids.

Oil accumulation in the lungs after long-term or high-level exposure to aerosols of polyalphaolefin may be a concern, based on observations of lipoid pneumonia in humans after prolonged intranasal application of mineral oil mists (Lushbaugh 1950) and the physical and chemical similarities between mineral oil and polyalphaolefins (i.e., both are composed predominately of aliphatic hydrocarbons).

## 2. HEALTH EFFECTS

### 2.3.2.2 Oral Exposure

**Mineral Oil Hydraulic Fluids.** No studies were located regarding distribution in humans or animals after oral exposure to mineral oil hydraulic fluids.

Limited evidence suggests that oil accumulation in the lungs may occur due to aspiration of ingested mineral oil hydraulic fluids. Although the danger of aspirating mineral oil into the lungs is not as great as other petroleum-based hydrocarbon mixtures with higher volatility and lower viscosity such as kerosene (Gerarde 1963; Klein and Simon 1986), oil accumulation in the lungs and lipoid pneumonia were observed in a child who ingested approximately 5-10 mL of a mineral oil automobile transmission fluid (Perrot and Palmer 1992).

Mineral oil may accumulate to some degree in liver and fatty tissues after absorption of ingested mineral oil hydraulic fluids, as indicated by experiments with rats given single, 0.66-mL oral doses of tritiated mineral oil (Ebert et al. 1966). Twenty-four hours after administration, the concentrations of tritiated mineral oil in liver and fat were approximately seven-fold greater than those in kidney and brain; other tissues were not examined.

**Organophosphate Ester Hydraulic Fluids.** No studies were located regarding distribution in humans or animals after oral exposure to organophosphate ester hydraulic fluids.

A triaryl phosphate ester, tributoxyethyl phosphate, was detected at a mean concentration of 11.3 ng/g in 41 of 115 human adipose tissue samples taken from cadavers from Kingston and Ottawa, Canada (LeBel and Williams 1986). Because triaryl phosphate esters have been found in Canadian drinking water and fish, the presumed route of exposure of these individuals was oral. This study provides limited evidence that organophosphate esters found in hydraulic fluids may accumulate in human fatty tissue.

Studies with rats and chickens given oral doses of TOCP and tri-*para*-cresyl phosphate provide more definitive evidence that, following absorption, organophosphate esters in hydraulic fluids (or their metabolites) may be widely distributed among tissues with a preferential distribution to fatty tissues, the liver, and the kidneys (Abou-Donia et al. 1990a, 1990b; Kurebayashi et al. 1985; Somkuti and Abou-Donia 1990; Suwita and Abou-Donia 1990).



## 2. HEALTH EFFECTS

Less than 1% of total radioactivity was found in tissues 6-48 hours after oral administration of [<sup>14</sup>C]tributyl phosphate. The majority of label was found in urine (70%) and feces (18%) after both single and multiple doses of 10 and 350 mg/kg/day (Gatz 1992b). Approximately 5% of the label was recovered as CO<sub>2</sub> in expired air.

Twenty-four hours following oral administration of 89.6 mg/kg of [methyl-<sup>14</sup>C]tri-*para*-cresyl phosphate to male rats, radioactivity was detected in all tissues examined (Kurebayashi et al. 1985). Aside from the stomach and intestines, the highest concentrations (in units of ug-equivalents per gram of tissue) were found in fatty tissue (20), liver (1 l), and kidney (4). Radioactivity was detected at lower concentrations (>0.2 and <2 µg-equivalents per gram of tissue) in the following tissues listed in order of decreasing concentration: lungs, spleen, thymus, blood, testicles, heart, muscle, and brain. In male rats given single oral doses of 50 mg/kg [uniformly labeled <sup>14</sup>C-phenyl]TOCP, peak concentrations of radioactivity were observed between 2 and 48 hours after dosing (most tissues attained peak levels at 6 hours) in the following nongastrointestinal tissues, listed in order of decreasing concentration: urinary bladder, adipose tissue, liver, kidney, plasma, lungs, red blood cells, sciatic nerve, heart, spleen, testes, brain, spinal cord, and muscle (Abou-Donia et al. 1990a). The high concentration of radioactivity in the urinary bladder suggests that urinary excretion was significant (see Section 2.3.4). Similar evidence for widespread distribution of TOCP with preferential distribution to fat, liver, and kidneys was found in experiments in which male rats were given 10 daily doses of 50 mg/kg [uniformly labeled <sup>14</sup>C-phenyl]TOCP (Somkuti and Abou-Donia 1990) and chickens were given single oral doses of 50 mg/kg [uniformly labeled <sup>14</sup>C-phenyl]TOCP (Abou-Donia et al. 1990b).

**Polyalphaolefin Hydraulic Fluids.** No studies were located regarding distribution in humans or animals after oral exposure to polyalphaolefin hydraulic fluids.

Based on physical and chemical similarities between mineral oil and polyalphaolefins, oil accumulation in the lung (and subsequent lipoid pneumonia) may occur following the ingestion of polyalphaolefin hydraulic fluids due to aspiration, and that distribution of polyalphaolefins to the liver and fatty tissues may occur to some degree (see-discussion for distribution of mineral oil hydraulic fluids).

## 2. HEALTH EFFECTS

### 2.3.2.3 Dermal Exposure

No studies were located regarding distribution in humans or animals after dermal exposure to mineral oil or polyalphaolefin hydraulic fluids.

**Organophosphate Ester Hydraulic Fluids.** No studies were located regarding distribution in humans after dermal exposure to organophosphate ester hydraulic fluids.

A study with a dog exposed to an occluded dermal dose of TOCP labeled with radioactive phosphorus provides limited evidence that organophosphate esters in hydraulic fluids may be widely distributed after dermal absorption (Hodge and Sterner 1943). Similar widespread distribution of radioactivity among tissues was observed in male cats after dermal exposure to [uniformly labeled  $^{14}\text{C}$ -phenyl]TOCP (Nomeir and Abou-Donia 1986). Tissues and fluids with the highest concentrations of radioactivity in these studies included the bile, gall bladder, urinary bladder, liver, kidney, and fat, thus suggesting that TOCP and metabolites are somewhat preferentially distributed to these tissues.

Twenty-four hours after application of 2.094 g TOCP labeled with radioactive phosphorus to a 15x20 cm area of clipped and depilated abdominal skin, radioactivity was detected in the following tissues in a dog, listed in order of decreasing concentration (counts per gram of tissue): skin and facia at site of application, liver, omental fat, blood, kidney, lung, muscle (triceps femoris), spinal cord, heart, spleen = brain = sciatic nerve, and bone (femur) (Hodge and Sterner 1943).

In male cats, peak concentrations of radioactivity in most tissues and fluids were observed 24 hours after application of 50 mg/kg [uniformly labeled  $^{14}\text{C}$ -phenyl]TOCP to unprotected areas of skin on the back of the neck (Nomeir and Abou-Donia 1986). Peak concentrations of radioactivity (reported in parentheses in units of  $\mu\text{g}$  TOCP equivalent per gram) were highest for collected bile (317), followed by gall bladder (39.7), urinary bladder (39.1), kidneys (25.3), liver (16.3), cecum (14.5), fat (12.0), plasma (12.1), and lungs (12.1). Radioactivity was also detected in the following cat tissues (listed in order of decreasing concentration) but at peak concentrations  $<10$   $\mu\text{g}$  TOCP equivalents per gram: large intestine, sciatic nerve, red blood cells, pancreas, small intestine, heart, stomach, muscle, spleen, brain, and spinal cord. The observation of radioactivity in the stomach suggests that cats in his study ingested TOCP during grooming.

## 2. HEALTH EFFECTS

### 2.3.3 Metabolism

**Mineral Oil and Polyalphaolefin Hydraulic Fluids.** No studies were located regarding metabolism in humans or animals after exposure to mineral oil hydraulic fluids or polyalphaolefin hydraulic fluids. It should be noted, however, that hydrocarbons found in mineral oils generally are not expected to undergo extensive metabolism in animals or humans (Cannon 1940; IARC 1984). It may be speculated that polyalphaolefins may undergo limited metabolism of a similar nature.

Experiments with monkeys given intramuscular injections of a mineral oil emulsion with [ $^{14}\text{C}$ ]n-hexadecane tracer provide data illustrating that absorbed C-16 hydrocarbon (a major component of liquid petrolatum) is slowly metabolized to various classes of lipids (Bollinger 1970). Two days after injection, substantial portions of the radioactivity recovered in liver (30%), fat (42%), kidney (74%), spleen (81%), and ovary (90%) were unmetabolized n-hexadecane. The remainder of the radioactivity was found as phospholipids, free fatty acids, triglycerides, and sterol esters. Essentially no radioactivity was found in the water-soluble or residue fractions. One or three months after injection, radioactivity still was detected only in the fat-soluble fractions of the various organs, but 80-98% of the detected radioactivity was found in non-hydrocarbon lipids.

**Organophosphate Ester Hydraulic Fluids.** No studies were located regarding metabolism in humans after exposure to organophosphate ester hydraulic fluids.

Studies directly examining the metabolism of organophosphate ester hydraulic fluids in animals are limited. One study identified metabolites in ether extracts of bile obtained from rabbits given single, 2 g/kg, oral doses of Reolube HYD46, a hydraulic fluid containing isopropylated triphenyl phosphates (35% mono-[*o*-isopropylphenyl]-diphenyl phosphate, 25% di-[*o*-isopropylphenyl]-phenyl phosphate, 10% tri-[*o*-isopropylphenyl] phosphate, and 7% triphenyl phosphate) (Yang et al. 1990). Metabolites were identified by mass spectrometry. Identified metabolites in extracts treated with  $\beta$ -glucuronidase included isopropylated triphenyl phosphate derivatives hydroxylated at either the phenyl group or the isopropyl group. This finding is consistent with the hypothesis that Phase I oxidation reactions took place (presumably catalyzed by microsomal cytochrome P-450 mixed function oxidases) followed by Phase II glucuronic-acidconjugation reactions. Two cyclic metabolites (in which only two of the original three phenyl groups remained) were identified in bile extracts without  $\beta$ -glucuronidase treatment (Yang et al. 1990). This finding is consistent with the *in vivo* occurrence of cyclization reactions that split off one of the phenyl groups (which

## 2. HEALTH EFFECTS

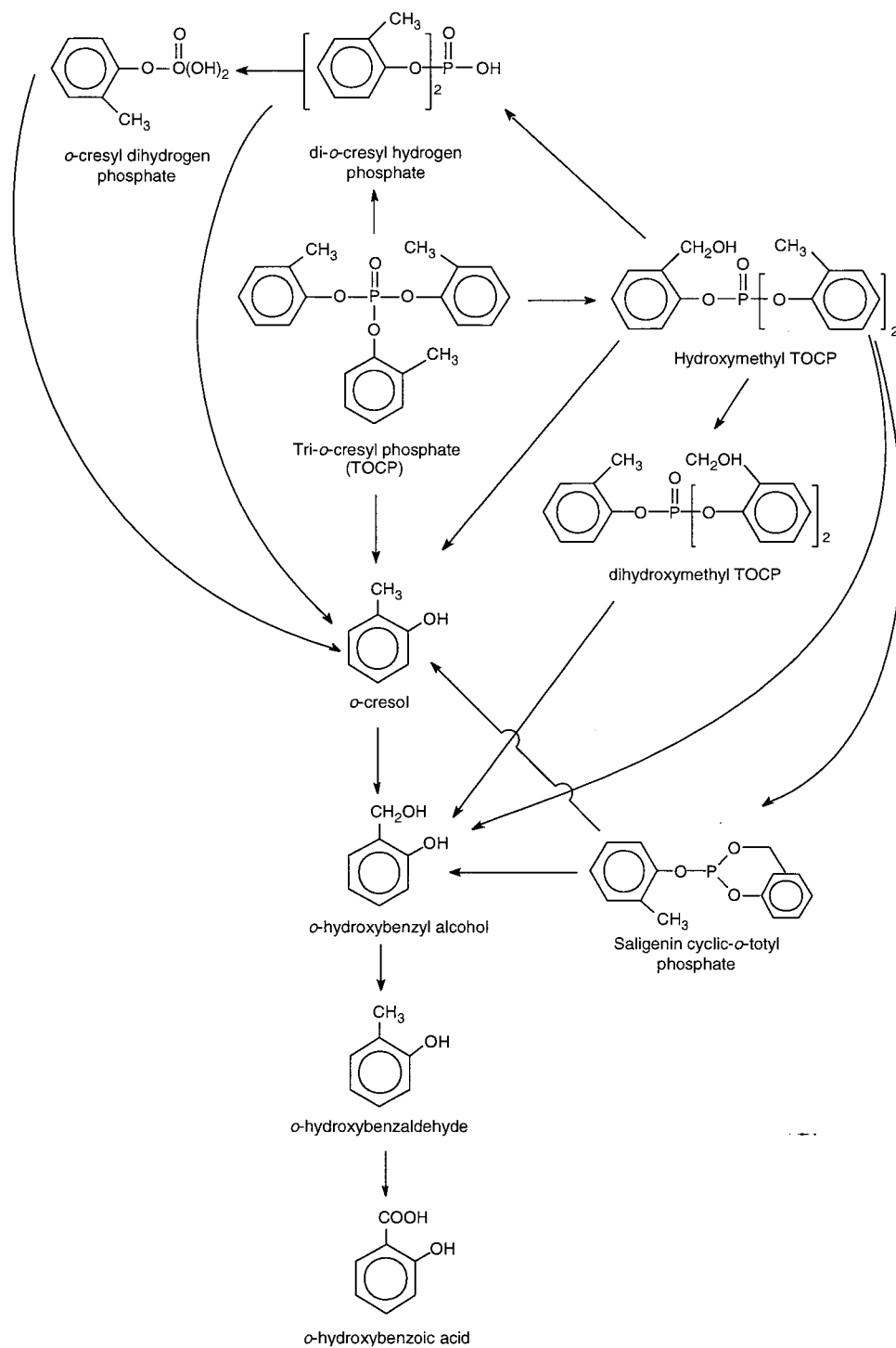
presumably leaves as phenol) and form a six-membered heterocyclic ring involving the  $\alpha$ -carbon of the isopropyl residue on one of the remaining phenyl groups. These reactions are similar to those proposed to occur in the metabolism of TOCP (discussed in the next paragraph). No studies were located that definitively identify the enzymes involved in the formation of isopropylated triphenyl phosphate metabolites or their distribution among organs and within cells.

The metabolism of TOCP has received considerable study because tricresyl phosphate isomers are widely used as plasticizers, flame retardants, and lubricants. TOCP is also widely used in mechanistic studies of organophosphate ester-induced neurotoxicity in animals. Cholinergic and delayed neuropathic responses to TOCP in humans are well known, and TOCP metabolism has been related to its biological activity (Casida et al. 1961). Definitive *in vivo* and *in vitro* evidence for the participation of hydroxylation reactions and cyclization reactions (hydrolytic dearylation and cyclic rearrangements) in metabolism of TOCP was first presented for the rat (Eto et al. 1962, 1967). A particular cyclic metabolite, saligenin cyclic-*ortho*-tolyl phosphate, is generally thought to be the responsible agent for TOCP-induced delayed neuropathy. The metabolic production of this metabolite, however, does not necessarily predict the occurrence of delayed neuropathy, since it can be detected in various tissues (including brain tissue) in the rat, a species that does not display the classical symptoms of delayed neuropathy as seen in humans (Baron 1981; Casida et al. 1961; Eto et al. 1962; Somkuti and Abou-Donia 1990).

A recent series of experiments with cats, chickens, or rats exposed to [uniformly labeled  $^{14}\text{C}$ -phenyl]-TOCP shows that a complex array of oxidized and dearylated metabolites are found in excreta and various tissues including the liver, kidney, testis, and brain (Abou-Donia et al. 1990a, 1990b; Nomeir and Abou-Donia 1986; Somkuti and Abou-Donia 1990). Cats and chickens, like humans, are sensitive to TOCP-induced delayed neuropathy (Baron 1981). A similar array of oxidized and dearylated derivatives of tri-*para*-cresyl phosphate (but no cyclic metabolites) were identified by mass spectrometry in the urine and bile of rats orally exposed to tri-*para*-cresyl phosphate (Kurebayashi et al. 1985). In contrast to TOCP, tri-*para*-cresyl phosphate does not cause delayed neuropathy. The identified metabolites suggest that the metabolism of tricresyl phosphate isomers involves a complex array of Phase I and Phase II reactions including oxidations of the methyl and phenyl groups (to produce alcohols, aldehydes, and carboxylic acids, presumably via cytochrome P-450 mixed function oxidases), hydrolytic dearylations, cyclic rearrangements (for TOCP derivatives only), and conjugations with glucuronic acid or glutathione. A metabolic pathway for TOCP as proposed by Somkuti and Abou-Donia (1990) is illustrated in Figure 2-7.

2. HEALTH EFFECTS

**Figure 2-7. Metabolic Pathway for Tri-*ortho*-Cresyl Phosphate (TOCP)**



## 2. HEALTH EFFECTS

Eleven metabolites of [butyl-1-<sup>14</sup>C]tributyl phosphate, an organophosphate ester used as a base stock in some aircraft hydraulic fluids (WHO 1991), were identified in urine from rats given single 250-mg/kg intraperitoneal injections of the compound (Suzuki et al. 1984a). Major metabolites included dibutyl hydrogen phosphate, butyl dihydrogen phosphate, and butyl bis(3-hydroxybutyl)phosphate. Several sulfurcontaining metabolites also were identified in urine including (3-oxobutyl)- and (3-hydroxybutyl)-mercapturic acids (Suzuki et al. 1984b). Two hours after administration of 1 mmole tributyl phosphate, levels of glutathione diminished to 55% and 75% of initial levels in liver and kidney, respectively (Suzuki et al. 1984b). Based on these data, a complex metabolic scheme for tributyl phosphate has been proposed involving mixed function oxidase-mediated oxidations of the butyl groups and glutathione-S-transferase-mediated transalkylations (Suzuki et al. 1984b). Similarly complex metabolite profiles (19 metabolites) for tributyl phosphate after oral, dermal, and intravenous administration have also been seen in rats (Gatz 1992b).

The preferential (although not exclusive) distribution of radioactivity to the liver and kidneys after dermal (Nomeir and Abou-Donia 1986) and oral (Abou-Donia et al. 1990a, 1990b; Kurebayashi et al. 1985; Somkuti and Abou-Donia 1990; Suwita and Abou-Donia 1990) exposure of cats, rats, and chickens to radiolabeled tricresyl phosphate isomers suggests that these organs may play important roles in the metabolism of organophosphate esters found in hydraulic fluids. Existing demonstrations of *in vitro* metabolism of TOCP with liver preparations emphasize the role of the liver (Casida et al. 1961; Eto et al. 1962). It is possible, however, that metabolism occurs at other sites, including the gastrointestinal tract and the testes. In rats given oral doses of [methyl-<sup>14</sup>C]tri-para-cresyl phosphate, 18% of the administered radioactivity was exhaled after 3 days as CO<sub>2</sub>; if rats were pretreated with neomycin, then expiration of radiolabeled CO<sub>2</sub> decreased to 3% of the administered dose (Kurebayashi et al. 1985). The neomycin-induced decrease in expired radioactivity suggests that a small, but measurable, portion of orally administered triaryl phosphates may be metabolized by gut microflora. Cultured Leydig cells from rat testes could metabolize TOCP to saligerin cyclic-*o*-tolyl phosphate (Chapin et al. 1990).

## 2. HEALTH EFFECTS

### 2.3.4 Elimination and Excretion

#### 2.3.4.1 Inhalation Exposure

No studies were located regarding elimination and excretion in humans or animals after inhalation exposure to mineral oil hydraulic fluids, organophosphate ester hydraulic fluids, or to polyalphaolefin hydraulic fluids.

#### 2.3.4.2 Oral Exposure

**Mineral Oil Hydraulic Fluids.** No studies were located regarding excretion in humans or animals after oral exposure to mineral oil hydraulic fluids.

Experiments with rats given oral or intraperitoneal doses of tritiated mineral oil (Liquid Petrolatum USP) indicate that orally administered hydrocarbons in mineral oil are predominately excreted rapidly, unchanged, and unabsorbed in the feces and that absorbed mineral oil is slowly excreted in the feces (presumably via biliary excretion) (Ebert et al. 1966).

Approximately 80% of administered radioactivity was excreted in the feces of rats within 2 days of oral administration of single 0.66 mL/kg doses of tritiated mineral oil (Ebert et al. 1966). Of administered radioactivity, 7-8% was excreted in the urine, but was in chemical forms other than mineral oil. The fecal radioactivity was predominately (90%) in the form of mineral oil. Pretreatment of the rats with 0.66 ml/kg/day nonradioactive mineral oil for 3 1 days did not substantially alter the excretion patterns.

**Organophosphate Ester Hydraulic Fluids.** No studies were located regarding excretion in humans after oral exposure to organophosphate ester hydraulic fluids.

Studies with rats treated orally with triaryl or trialkyl phosphate esters (which may be found in organophosphate ester hydraulic fluids) indicate that these compounds and their metabolites are readily excreted in the urine, bile, feces and, to a limited extent, in expired air (Kurebayashi et al. 1985; Somkuti and Abou-Donia 1990a; Suzuki et al. 1984a; Yang et al. 1990). Urinary excretion of metabolites appears to be the predominant elimination route in rats for tri-*ortho*-cresyl phosphate and tri-*para*-cresyl phosphate, but biliary excretion of parent material and metabolites is also important (Kurebayashi et al. 1985; NTP 1988). Fecal excretion may gain relative importance as an excretory route for tri-*para*-cresyl phosphate as doses

## 2. HEALTH EFFECTS

approach levels of  $\approx 100$  mg/kg (Kurebayashi et al. 1985; NTP 1988). Fecal excretion of tri-*m*-cresyl phosphate appears to be predominant in rats even at a dose level of 200 mg/kg (NTP 1988).

In rats gavaged with 7.8 mg/kg [methyl- $^{14}\text{C}$ ]tri-*para*-cresyl phosphate, most administered radioactivity was excreted in the urine (41%) and feces (44%) within 7 days of administration (Kurebayashi et al. 1985). Biliary excretion was estimated using a separate group of rats with cannulated bile ducts to account for -28% of administered dose. CO<sub>2</sub> in expired air accounted for 18% of administered radioactivity, but this diminished to 3% when the rats were pretreated with the antibiotic, neomycin (thereby indicating that some of the compound was metabolized by the gut microflora). Fecal excretion was relatively more important than urinary excretion after administration of a higher dose, 89.6 mg/kg tri-*para*-cresyl phosphate (77% versus 12% of administered radioactivity, respectively). Unchanged tri-*para*-cresyl phosphate was reported to be the main fecal “metabolite,” thereby indicating that absorption may have been incomplete at the higher dose. Half-lives of radioactivity in tissues were reported to range from 14 hours for blood to 26 hours for lungs and brain.

In rats given 10 daily 50-mg/kg doses of [phenyl- $^{14}\text{C}$ ]TOCP, 63.1% and 36.1% of administered radioactivity was excreted in the urine and feces, respectively, within 4 days of the last administration (Somkuti and Abou-Donia 1990a). Most of the radioactivity in urine was in metabolites found in an acid hydrolysate fraction, emphasizing the importance of Phase II metabolism in the disposition of TOCP (see Section 2.3.3). Major metabolites in feces included (in order of decreasing abundance) *o*-cresol, unchanged TOCP, “unknowns,” and *o*-hydroxybenzoic acid. The authors reported that TOCP concentrations in brain, liver, kidney, testis, and plasma decreased exponentially within 4 days of the last dosing; estimated half-lives ranged from approximately 12 hours (0.49 days) in brain tissue to 24 hours (0.98 days) in the liver. The authors did not calculate half-lives for total radioactivity in tissues or plasma, but in a related study, the same group of investigators reported that the approximate half-life of radioactivity in tissues in general was 1 day in rats treated with single doses of 50 mg/kg [phenyl- $^{14}\text{C}$ ]TOCP (Abou-Donia et al. 1990a).

Patterns of excretion in rats differed among [ $^{14}\text{C}$ ]labeled tricresyl phosphate isomers administered by gavage at dosage levels ranging from 0.5 to 200 mg/kg (NTP 1988). Radioactivity from tri-*ortho*-cresyl phosphate was excreted within 24 hours predominately in urine at all dosage levels (270% of applied doses). Radioactivity from tri-*m*-cresyl phosphate was excreted predominately in feces at all dosage levels. In contrast, urinary excretion of radioactivity from tri-*para*-cresyl was the predominant excretory route at low doses (0.5 or 2 mg/kg), while fecal excretion was the primary route at higher doses (20 or 200 mg/kg).



## 2. HEALTH EFFECTS

Male rats given single, oral doses of 14 mg/kg [ $^{14}\text{C}$ ]tributyl phosphate excreted 50% of the label in urine, 10% in exhaled air as  $\text{CO}_2$  and 6% in the feces within 1 day (Suzuki et al. 1984a). Within 5 days, cumulative radioactivity in urine, exhaled  $\text{CO}_2$  and feces accounted for approximately 68%, 10%, and 10% of the administered radioactivity, respectively.

Studies with chickens treated with single oral doses of 50 mg/kg [phenyl- $^{14}\text{C}$ ]TOCP provide general corroborative data for the ready excretion of TOCP and metabolites (Abou-Donia et al. 1990b; Suwita and Abou-Donia 1990). However, the relative importance of urinary and fecal excretion cannot be ascertained from these studies, because feces and urine were not separated. Approximately 47% of administered radioactivity was found in excreta by 12 hours after administration; radioactivity in excreta collected for 5 days accounted for 99% of administered radioactivity (Abou-Donia et al. 1990b). Plasma half-lives of TOCP and saligenin cyclic-*ortho*-tolyl phosphate, the putative neurotoxic agent in TOCP, were reported to be 53 and 46 hours, respectively, and were compared with respective values of 46 and 19 hours for plasma half-lives in rats treated with single doses of [phenyl- $^{14}\text{C}$ ]TOCP at the same dosage level (Abou-Donia 1990a). The authors suggested that the clearance of TOCP and its metabolites in plasma and tissues is slower in the hen (which is sensitive to TOCP-induced delayed neuropathy) than in the rat (which is less sensitive) and that this apparent difference may contribute to the difference in responses between these species (Abou-Donia 1990a, 1990b; Suwita and Abou-Donia 1990).

**Polyalphaolefin Hydraulic Fluids.** No studies were located regarding excretion in humans or animals after oral exposure to polyalphaolefin hydraulic fluids or major components. The physicochemical similarities between polyalphaolefins and mineral oils suggest that hydrocarbons in ingested polyalphaolefins may be excreted similarly to hydrocarbons in ingested mineral oil.

### 2.3.4.3 Dermal Exposure

**Mineral Oil Hydraulic Fluids.** No studies were located regarding excretion in humans or animals after dermal exposure to mineral oil hydraulic fluids or to their major components. -.

**Organophosphate Ester Hydraulic Fluids.** No studies were located regarding excretion in humans after dermal exposure to organophosphate ester hydraulic fluids. However, a human study using the tricresyl phosphate isomer tri-*ortho*-cresyl phosphate (TOCP) was located.

## 2. HEALTH EFFECTS

Urinary excretion of radioactivity was measured in human volunteers during and after a 3.5-hour period of dermal exposure to 0.11 or 0.22 g <sup>32</sup>P-labeled TOCP (Hodge and Sterner 1943). The specific activity of the test substance was not reported. Radioactivity in urine was measured with a Geiger-Muller counter, but the limits of detection were not reported. Maximum estimated excretion rates, 10 and 43 ug TOCP/hour for the respective dosage levels, were measured within 24 hours of initiation of exposure. Radioactivity was not detected 48 or 72 hours after dosing ceased. Cumulative radioactivity detected in urine accounted for 0.13% and 0.36% of the dermally applied radioactivity.

Cyclotriphosphazene was not detected by gas chromatography in urine collected for 24 hours after occluded dermal exposure of rats to a hydraulic fluid containing 99.9% cyclotriphosphazene (Kinkead and Bashe 1987).

Urinary excretion of radioactivity has been observed in cats (Nomeir and Abou-Donia 1986) and a dog (Hodge and Sterner 1943) after dermal exposure to radiolabeled TOCP, thereby suggesting that this route of excretion is important following dermal exposure. In cats, cumulative excretion of radioactivity, within 10 days of dermal exposure to [phenyl-<sup>14</sup>C]TOCP, reached 28% and 20% of the administered dose (50 mg/kg) via the urinary and fecal routes, respectively (Nomeir and Abou-Donia 1986). The importance of biliary excretion was demonstrated in cats by the observation that the peak concentration of radioactivity in bile was much higher than peak concentrations for any other analyzed tissue or body fluid (see Section 2.3.2.3.). Interpretation of the cat data should be addressed with caution, because a portion of the dose was probably ingested during grooming. Peak rates of urinary excretion of radioactivity (equivalent to 202 pg TOCP/hour) were measured for a dog, 12 hours after initiation of a 25.5-hour exposure of a 15x20 cm area of skin to 2.094 g TOCP labeled with radioactive phosphorus (Hodge and Sterner 1943). Radioactivity in urine collected during exposure (the dog was sacrificed immediately following exposure) accounted for 0.14% of the applied dose. Fecal or biliary excretion was not examined.

Urinary excretion of radioactivity after a dermal dose of [<sup>14</sup>C]tributyl phosphate was 29944% of the applied dose in rats (Gatz 1992b). A large proportion of the dose (24-43%) was recovered in the sitewash at the end of the exposure.

## 2. HEALTH EFFECTS

**Polyalphaolefin Hydraulic Fluids.** No studies were located regarding excretion in humans or animals after dermal exposure to polyalphaolefin hydraulic fluids or major components.

### 2.3.4.4 Other Routes of Exposure

**Mineral Oil Hydraulic Fluids.** No studies were located regarding excretion in humans after exposure by other routes to mineral oil hydraulic fluids.

Within 8 days of an intraperitoneal dose of 0.66 mL/kg tritiated mineral oil to rats, 11% of administered radioactivity was excreted in the feces, predominately in the form of mineral oil (95%) (Ebert et al. 1966). Urine during the same time frame after intraperitoneal administration contained about 8% of the administered radioactivity, but in chemical forms other than mineral oil. The detection of radioactivity in the feces after intraperitoneal administration suggests that significant biliary excretion of absorbed mineral oil can occur.

**Organophosphate Ester Hydraulic Fluids.** No studies were located regarding excretion in humans after exposure by other routes to organophosphate ester hydraulic fluids.

**Polyalphaolefin Hydraulic Fluids.** No studies were located regarding excretion in humans or animals after exposure by other routes to polyalphaolefin hydraulic fluids.

## 2.4 MECHANISMS OF ACTION

**Mineral Oil Hydraulic Fluids.** The mechanism whereby mineral oil hydraulic fluids may enter the blood from the lungs, skin or gastrointestinal tract is not known. In general, mineral oils and other petroleum-derived materials are expected to be absorbed only to a limited extent by the lungs, skin, and the gastrointestinal tract (IARC 1984; Klein and Simon 1986), but data monitoring mineral oil hydraulic fluid components in the blood of animals or humans after exposure were not located.

Data regarding the toxicity of mineral oil hydraulic fluids have not identified definitively specific end points or target organs. However, lipoid pneumonia, lung hemorrhaging, and subsequent death occurred in a 14-month-old boy who ingested 5-10 cc of automobile transmission fluid, thereby indicating that significant aspiration of ingested mineral oil hydraulic fluid can occur (Perrot and Palmer 1992). Clinical experience

## 2. HEALTH EFFECTS

with hydrocarbon poisoning in children indicates that aspiration of ingested petroleum-derived products with subsequent pulmonary edema and hemorrhaging is common (Klein and Simon 1986). The molecular mechanism by which respiratory injury occurs is not known, but interaction of hydrocarbons in mineral oil with pulmonary surfactants has been proposed (Perrot and Palmer 1992).

**Organophosphate Ester Hydraulic Fluids.** Information regarding the extent of absorption of organophosphate ester hydraulic fluids by the skin, lungs and gastrointestinal tract is very limited and the mechanism by which the organophosphate components of the fluids may enter the blood is unknown.

The most clearly identified toxicological hazard associated with exposure to organophosphate ester hydraulic fluids involves the nervous system. Acute exposures to certain organophosphorus compounds, including certain organophosphate ester hydraulic fluids and organophosphorus insecticides, produce at least one of two types of neurological effects: acetylcholinesterase inhibition resulting in a host of rapidly appearing cholinergic symptoms and a slowly developing axonal degeneration and demyelination in central and peripheral nerve tissues resulting in neuropathy. The delayed neuropathy has been termed organophosphate induced delayed neuropathy (OPIDN).

Organophosphorus cholinesterase inhibitors bind to nervous tissue acetylcholinesterase, thereby inhibiting the catalytic breakdown of the neurotransmitter, acetylcholine (Ecobichon 1991; Murphy 1986). The accumulation of acetylcholine at the nerve endings leads to a continual stimulation of electrical activity along the nerves. Signs of cholinergic toxicity associated with stimulation of muscarinic receptors in smooth muscles, the heart, and exocrine glands include bronchoconstriction and increased bronchial secretions, increased salivation, urination, diarrhea, and bradycardia. Signs associated with stimulation of nicotinic receptors in motor nerve junctions to skeletal muscles and autonomic ganglia include muscle weakness, tremors, muscle fasciculation, tachycardia, and hypertension. Signs associated with acetylcholine accumulation in the central nervous system include restlessness, ataxia, mental confusion, convulsion, and coma (see Table 2-10).

Organophosphorus esters are known to react with a serine hydroxyl group in the active site of the acetylcholinesterase protein (Ecobichon 1991; Murphy 1986). Some organophosphorus esters (e.g., diisopropyl fluorophosphate, [DFP]) bind irreversibly, while others bind in a slowly reversible fashion, thereby leading to a slow reactivation (dephosphorylation) of the enzyme. A process known as “aging” has also been described in which reversibly bound compounds are changed with time to moieties that are essentially irreversibly

**Table 2-10. Symptoms and Sites of Acetylcholinesterase Inhibition by Organophosphate Esters**

System	Receptor type	Organ	Action	Manifestation
Parasympathetic	Muscarinic	Eye		
		Iris muscle	Contraction	Miosis
		Ciliary muscle	Contraction	Blurred vision
		Glands		
		Lacrimal	Secretion	Tearing
		Salivary	Secretion	Salivation
		Respiratory	Secretion	Bronchorrhea, rhinitis, pulmonary edema
		Gastrointestinal	Secretion	Nausea, vomiting, diarrhea
		Sweat	Secretion	Perspiration
		Sympathetic (sympatholytic)		Heart
Sinus node	Slowing			Bradycardia
Atrioventricular (AV node)	Increased refractory period			Dysrhythmias, conduction block
Smooth muscle				
Bronchial	Contraction			Bronchoconstriction
Gastrointestinal wall	Contraction			Vomiting, cramps, diarrhea
Sphincter	Relaxation			Fecal incontinence
Bladder				
Fundus	Contraction			Urination
Sphincter	Relaxation			Urinary incontinence
Neuromuscular	Nicotinic	Skeletal	Excitation	Fasciculations, cramps, followed by weakness, loss of reflexes, paralysis
		Heart	Excitation	Tachycardia
Central nervous		Brain/brainstem	Excitation (early)	Headache, malaise, dizziness, confusion, manic or bizarre behavior
			Depression (late)	Depression, then loss of consciousness, respiratory depression, diaphragm paralysis

Source: ATSDR 1993c

## 2. HEALTH EFFECTS

bound to the enzyme. Dephosphorylation of reversibly inactivated acetylcholinesterase can be accelerated by certain chemicals, the best known of which is 2-pyridine aldoxime methiodide (pralidoxime). However, 2-pyridine aldoxime methiodide does not dephosphorylate the “aged” phosphorylated enzyme. Thus, to be effective, 2-pyridine aldoxime methiodide must be administered before aging occurs (within 12-48 hours).

Acute exposure to certain organophosphate esters produces a slowly developing neuropathy in humans, OPIDN, that is functionally characterized by initial weakness and subsequent ataxia and paralysis in the lower limbs (8-14 days or longer, following exposure) (Ecobichon 1991; Johnson 1975; Murphy 1986). In severe cases, paralysis may also affect the upper limbs. Recovery is usually slow and is not always complete. Tri-*ortho*-cresyl phosphate (TOCP), an isomer found in tricresyl phosphate, was the first organophosphate ester linked to OPIDN, being responsible for an epidemic of paralysis in the southeastern United States that led to the name “ginger jake paralysis” (Smith 1930) (see Section 2.4). Current manufacturing processes for organophosphate ester hydraulic fluids are designed to minimize production of this isomer, although it is possible that fluids disposed of in the past may be contaminated.

Studies with TOCP have indicated that the delayed neurotoxic responses observed in the adult hen and the cat closely resemble the responses observed in humans and that other species (including the rat, rabbit, and mouse) are relatively insensitive to the delayed neurotoxicity of TOCP (Baron 1981). Other species that are sensitive to OPIDN include dogs, calves, sheep, and nonhuman primates (Baron 1981). Light- and electronmicroscopic studies with cats exposed to TOCP (Cavanagh and Patangia 1965) or di-isopropylfluorophosphate (another agent that produces OPIDN [Bouldin and Cavanagh 1979a, 1979b]) have associated the clinical signs of delayed paralysis with degeneration of the distal ends of the longest and largest axonal fibers. Although acute exposure to TOCP does not produce clinical signs of delayed neuropathy in the rat, it produces acetylcholinesterase inhibition, spinal cord histological damage, and inhibition of brain or spinal cord neurotoxic esterase (see next paragraph) in this insensitive species (Inui et al. 1993; Padilla and Veronesi 1995). Several hypotheses have been proposed to explain species differences in susceptibility to OPIDN including species differences in gastrointestinal absorption (Baron 1981), in kinetics of tissue clearance (Abou-Donia 1990a, 1990b; Suwita and Abou-Donia 1990), and in unspecified neuroanatomical features (Baron 1981).

The mechanism of OPIDN is poorly understood, but, since all organophosphate esters that produce OPIDN are either direct cholinesterase inhibitors or are metabolically converted to cholinesterase inhibitors, inhibition of an esterase of some kind has generally been thought to be involved (Baron 1981). Certain

## 2. HEALTH EFFECTS

organophosphate esters, including TOCP, are known to require bioactivation before they induce OPIDN (Casida et al. 1961; Eto et al. 1962, 1967; Johnson 1975) (see Section 2.3.3). However, acetylcholinesterase inhibition in nervous tissue is not thought to be primarily involved in OPIDN, because a survey of a wide variety of organophosphate esters showed that not all organophosphate esters that inhibit acetylcholinesterase produce delayed neuropathy (Johnson 1975, 1982, 1990). The same study, however, found an association between inhibition of the esterase activity of a specific protein, termed “neurotoxic esterase” or “neuropathy target esterase” (NTE), and the development of delayed neuropathy (Johnson, 1982, 1990). Inhibition of brain NTE in animals (by approximately 70-80%) has been proposed as a screening tool or monitor to evaluate the potential of organophosphorus compounds to induce OPIDN (Ecobichon 1991; Johnson, 1982). Inhibition of lymphocytic NTE and inhibition of platelet NTE in humans have been proposed as surrogate markers for brain NTE (Lotti et al. 1984; Maroni and Bleeker 1986). When chickens were exposed to 3 organophosphorus esters, there was good correlation between lymphocyte and brain NTE for only 24 hours; after that lymphocyte NTE was not consistent with OPIDN or brain NTE (Schwab and Richardson 1986). Brain NTE inhibition appears to be a reasonable predictor of OPIDN. The physiological and/or molecular sequence of events involved in the development of OPIDN are not yet defined (Ecobichon 1991; Johnson 1990).

Two types of OPIDN have been described in animals (Abou-Donia and Lapadula 1990). Type I is produced by compounds with a pentavalent phosphorus (like TOCP), and Type II is produced by compounds with a trivalent phosphorus. Characteristics used to differentiate between the types of OPIDN include species selectivity, age sensitivity, length of latent period, and morphology of neuropathologic lesions. Thus, at doses that did not produce death due to acetylcholinesterase inhibition, TOCP (a Type I compound) produced lesions in the spinal cord of rats without producing ataxia. In contrast, triphenyl phosphite (a Type II compound) produced delayed (1 week) ataxia in the rat and a distribution of spinal cord lesions distinct from those produced by TOCP (Abou-Donia and Lapadula 1990).

Conclusions drawn from the review of a large number of organophosphate esters (Johnson 1975) indicate that potency for OPIDN depends on the following factors: 1) esters having one or more rings substituted in the *ortho* position are neurotoxic provided that the *ortho*-alkyl group has at least one hydrogen on the alpha carbon atom; 2) further substitution in the ring containing the *ortho*-substituent greatly reduces neurotoxicity; 3) neurotoxicity is higher in isomers having only one *ortho*-substituent; 4) neurotoxicity decreases as the substituent on the *ortho* position becomes larger and more branched; 5) esters having no *ortho*-substituents are not neurotoxic. OPIDN has not been associated with trialkyl phosphates.

## 2. HEALTH EFFECTS

Tricresyl phosphate (a complex mixture containing tri-*o*-, tri-*m*-, and tri-*para*-cresyl phosphate that is used in certain hydraulic fluids) and TOCP are demonstrated testicular toxicants in rodents (Carlton et al. 1987; Somkuti et al. 1987a, 1987b). Tricresyl phosphate also has been shown to impair *in vivo* fertility in rats and mice (Carlton et al. 1987; Chapin et al. 1988a). In addition, tricresyl phosphate-treated female rats displayed vacuolar cytoplasmic alteration of ovarian interstitial cells (Carlton et al. 1987; NTP 1994). Reproductive effects have also been seen after oral exposure to butylated triphenyl phosphate (Latendresse et al. 1994b).

The mechanism of male reproductive toxicity, but not female reproductive toxicity, has received some research attention. The mechanism by which these substances affect the male reproductive system is not completely understood, but evidence indicates that the production of the testicular effects may involve bioactivation of TOCP to saligenin cyclic-*ortho*-tolyl phosphate in testicular Leydig cells (Chapin et al. 1990, 1991) and the inhibition of esterases (nonspecific esterase, also known as butyrylcholinesterase or NSE, and neurotoxic esterase) by saligenin cyclic-*ortho*-tolyl phosphate in testicular Sertoli cells (Chapin et al. 1991; Somkuti et al. 1987a, 1991). Although inhibition of esterases in testicular cells has been associated with the occurrence of testicular effects including increased frequency of sperm with abnormal morphology, decreased sperm motility, and decreased epididymal sperm density, mechanistic details concerning the specific functions of these esterases currently are unknown.

**Polyalphaolefin Hydraulic Fluids.** No studies were located regarding the absorption of polyalphaolefin hydraulic fluids following oral, inhalation, or dermal exposure of animals or humans. The mechanism whereby these materials may enter the blood stream is not known.

Acute inhalation exposure to aerosols of certain polyalphaolefin hydraulic fluids produced death in rats associated with respiratory tract irritation, while aerosols of other polyalphaolefin hydraulic fluids produced no apparent respiratory tract irritation or deaths (MacEwen and Vemot 1983; Kinkead et al. 1987b, 1992b). The mechanism by which certain polyalphaolefin fluids may produce respiratory tract irritation is not understood.



## 2. HEALTH EFFECTS

### 2.5 RELEVANCE TO PUBLIC HEALTH

#### **Overview.**

This profile covers three major classes of hydraulic fluids: mineral oil, organophosphate ester, and polyalphaolefin. Information on another phosphorus-containing hydraulic fluid, cyclotriphosphazene, is discussed with the organophosphate esters for convenience. The chemical identity and concentration of hydraulic fluid components may often be proprietary information. This profile primarily focuses on the toxicological properties of hydraulic fluids themselves (identified by commercial name when possible), rather than on the properties of known major components. This focus was taken because it is possible that the toxicity of any particular fluid is influenced by non-additive interactions among the components, as well as by the presence of unknown, but potentially toxic, compounds. The profile also discusses toxicological properties of several major organophosphate ester components of hydraulic fluids because components of a hydraulic fluid contaminating a waste site may be known without having toxicological data for the complete fluid.

**Mineral Oil Hydraulic Fluids.** There is limited information on the toxicity of mineral oil hydraulic fluids in humans and animals. Death, respiratory effects, gastrointestinal effects, and neurotoxicity have been reported in humans. Severe respiratory effects and mild gastrointestinal effects were observed in a small child who accidentally ingested a lethal dose of automotive transmission fluid (Perrot and Palmer 1992). Peripheral neuropathy was observed in a worker heavily exposed to mineral oil hydraulic fluids by dermal contact (Jarvholm et al. 1986), although the toxicity in this case was attributed to an organophosphate ester additive (isopropyl triphenyl phosphate, 0.5%). The lack of corroborative case reports or epidemiology data make it difficult to extrapolate these data to populations living at or near hazardous waste sites. A series of acute animal inhalation, oral, and dermal exposure studies tested the toxicity of five different mineral oil hydraulic fluids (Kinkead et al. 1985, 1987a, 1989). No deaths, skin sensitization, neurotoxicity, or changes in body weight gain were observed. Following acute ocular exposure to four of the fluids, mild eye irritation was observed; the fifth fluid was not an ocular irritant but did cause moderate skin irritation. Dermal and ocular irritation may occur in humans heavily exposed to these same mineral oil hydraulic fluids. Reproductive and developmental end points have not been examined in animal studies. The most sensitive targets of toxicity of mineral oil hydraulic fluids cannot be identified from these data primarily because of the small number of end points that have been examined. Based on data on the laxative properties of mineral oil, it is likely that the gastrointestinal tract will be affected following oral exposure to mineral oil hydraulic fluid.

## 2. HEALTH EFFECTS

Additionally, there are data which suggest untreated distillates of petroleum and mildly solvent-refined or mildly hydrotreated mineral oils are carcinogenic (IARC 1984). However, highly refined mineral oils do not appear to be carcinogenic. The available data for mineral oils as a class are not adequate to predict whether a particular mineral oil hydraulic fluid will be carcinogenic because of the dependence of carcinogenic activity upon quality of the oil, presence of additives, and potentially, the conditions of use (IARC 1984). Mineral oil hydraulic fluids often contain organophosphate ester additives which may be relevant to assessment of toxicity.

**Organophosphate Ester Hydraulic Fluids.** A number of studies have been conducted on organophosphate ester hydraulic fluids because of the well known neurotoxic effects caused by organophosphorus insecticides, organophosphorus nerve gases, and tri-*ortho*-cresyl phosphate (TOCP). The following manifestations of acute exposure to organophosphorus compounds have been described:

1. cholinergic symptoms associated with acetylcholinesterase inhibition that develop within 4-12 hours of exposure (see Table 2- 10);
2. “intermediate syndrome,” a paralysis of limb muscles and respiratory muscles developing within 24-96 hours after the subsidence of cholinergic symptoms; and
3. “organophosphorus-induced delayed neuropathy” (OPIDN), typically a paralytic condition of the legs, hands, or forearms developing within 7 or 14 days of first exposure (Ecobichon 1991).

Because the “intermediate syndrome” has not been described for animals or humans exposed to hydraulic fluids, this syndrome is not discussed further in this profile.

Some organophosphorus compounds are potent inhibitors of acetylcholinesterase, but do not produce OPIDN; while others display both activities. The chemical structure of organophosphate esters is linked to OPIDN; *ortho* substitution has been associated with neurotoxicity (Johnson 1975). Tri-*ortho*-cresyl phosphate (TOCP), an isomer of tricresyl phosphate, is a well-known example of an organophosphorus compound that induces OPIDN. Current manufacturing processes for tricresyl phosphate are designed to minimize production of this isomer. Contamination of an alcoholic extract of ginger (ginger jake) with TOCP in the southeastern United States produced an epidemic of neuropathies in the 1930s the symptoms of which became known as “ginger jake paralysis” (Smith et al. 1930). No such widespread exposure and outbreak of

## 2. HEALTH EFFECTS

neuropathies in humans has been reported for organophosphate ester hydraulic fluids, but controlled animal studies have indicated that neurological effects are the most sensitive toxicological end points for certain organophosphate hydraulic fluids.

**Polyalphaolefin Hydraulic Fluids.** No information on the toxicity of polyalphaolefin hydraulic fluids to humans was located. Acute animal inhalation, oral, and dermal exposure studies (Kinkead et al. 1985, 1987a, 1992b; MacEwen and Vemot 1983) have examined a limited number of end points. The only end points examined in these studies were death, body weight gain, dermal and ocular irritation, and clinical signs of toxicity. Death, evidence of severe respiratory irritation, and lethargy were observed following inhalation exposure to relatively high concentrations of certain polyalphaolefin hydraulic fluids. Human exposure to high concentrations of these fluids may result in similar effects. No changes in body weight gain or evidence of neurotoxicity were observed following oral exposure. Following dermal exposure, mild eye and skin irritation, as well as skin sensitization were observed for some of the polyalphaolefin hydraulic fluids, and lethargy was observed for all of the polyalphaolefin hydraulic fluids. It is not known whether human exposure to relatively high dermal doses of polyalphaolefin hydraulic fluids will also result in lethargy. Reproductive and developmental end points have not been examined. The animal data are not sufficient to identify the most sensitive target(s) of toxicity of polyalphaolefin hydraulic fluids because only a limited number of end points have been examined.

### **Minimal Risk Levels for Hydraulic Fluids.**

Rational assessment of the health hazard presented by hydraulic fluid(s) contaminating an environmental medium is not possible without knowing the identity of the contaminating fluid(s) and/or knowing something about the fluids chemical composition. Even if the identity of a contaminating fluid is known and there are sufficient toxicological data for the fluid to derive a Minimal Risk Level (MRL), any resultant hazard assessment would contain an inherent uncertainty because of compositional changes between production batches. Such changes are expected due to different starting materials and production practices (especially for fluids containing processed “natural materials” like mineral oil) and due to unreported changes in production formulation (e.g., change of additives) (see Chapters 3 and 5). Adding to the uncertainty is the possibility that processes in the environment (e.g., physical and biological transformations) may change the composition of the contaminating fluid from that used in toxicological testing.

## 2. HEALTH EFFECTS

### **Mineral Oil Hydraulic Fluids**

#### ***Inhalation MRLs.***

No inhalation MRLs were derived.

Available data are restricted to acute lethality studies in rats exposed to four water-in-oil emulsion hydraulic fluids or a mineral oil hydraulic fluid for 4-6 hours. No deaths or body weight alterations occurred at exposure concentrations ranging from 180 to 210 mg/m<sup>3</sup> for the water-in-oil fluids and 1,130 mg/m<sup>3</sup> for the mineral oil fluid. The data are inadequate for acute inhalation MRL derivation. No data regarding intermediate or chronic inhalation exposure to mineral oil hydraulic fluids were located.

#### ***Oral MRLs.***

No oral MRLs were derived.

The available data did not adequately identify target organs or effects. In acute lethality studies in rats gavaged with 5,000 mg/kg doses of the water-in-oil emulsion hydraulic fluids or mineral oil hydraulic fluids, no deaths or body weight changes occurred. One of these fluids was tested for neurotoxicity in chickens without effects.

### **Organophosphate Ester Hydraulic Fluids**

#### ***Inhalation MRLs***

No inhalation MRLs were derived.

No NOAELs or LOAELs were identified for toxic effects in humans after inhalation exposure to organophosphate ester hydraulic fluids. Reliable NOAELs and LOAELs for acute inhalation exposure are restricted to 4-hour NOAELs for systemic effects in rats exposed to Fyrquel220 or Durad MP280 and 4-hour LOAELs for mild lethargy in rats exposed to Durad MP280 and Fyrquel 220 (Gaworski et al. 1986). The study identifying these NOAEL and LOAEL values did not measure cholinesterase inhibition, did not allow sufficient follow-up time for the development of delayed neurotoxic effects, and used a species that is

## 2. HEALTH EFFECTS

relatively insensitive to OPIDN. An acute inhalation MRL was not derived for organophosphate ester hydraulic fluids as a class due to the inadequacy of the available data to assess the neurotoxicity of Fyrquel 220 and Durad MP280 and the lack of any acute inhalation data for other organophosphate ester hydraulic fluids.

There are insufficient data to derive hydraulic fluid-specific acute-duration inhalation MRLs. No systemic effects were observed in rats exposed to 6,350 mg/m<sup>3</sup> of Durad MP280 for 4 hours (Gaworski et al. 1986). Mild lethargy was observed 1-3 hours post-exposure to 6,190 and 6,350 mg/m<sup>3</sup>. Longer-term inhalation exposure to Durad MP280 resulted in testicular atrophy in rats (MacEwen and Vemot 1983). Reproductive end points have not been examined following acute inhalation exposure. In rats exposed to Fyrquel 220, no systemic effects were observed following exposure to 6,310 mg/m<sup>3</sup> and mild lethargy was observed at  $\geq 5,790$  mg/m<sup>3</sup> (Gaworski et al. 1986; Kinkead et al. 1992a). The short duration of the study (single 4-hour exposure), the lack of testing in a species sensitive to the neurotoxic effects, and the lack of reproductive testing (especially for Durad MP280) precludes deriving acute-duration inhalation MRLs for Durad MP280 and Fyrquel 220.

Reliable intermediate-duration inhalation NOAELs and LOAELs were located for systemic effects in rats and rabbits exposed to several organophosphate ester hydraulic fluids (Durad MP280, Fyrquel 220, Skydrol 500B-4, or Cellulube 220) and cyclotriphosphazene. Neurological effects were observed in rats, rabbits, dogs, hamsters, monkeys, and hens exposed to Durad MP280, Fyrquel 220, Skydrol 500B-4, Cellulube 220, or triaryl phosphate. In addition, reproductive effects (histological alteration of reproductive organs) were observed in rats, rabbits, and hamsters exposed to cyclotriphosphazene, Durad MP280, or Fyrquel 220. Based on the lowest LOAEL, the most sensitive end point appears to be the neurological effects. The NOAELs for neurological effects ranged from 4.4 to 260 mg/m<sup>3</sup> and the range of serious LOAELs was 23 to 2,000 mg/m<sup>3</sup>. Not all of the organophosphate ester hydraulic fluids tested had the same targets. For example, head droop and generalized weakness or lethargy were observed in rabbits exposed to 2,000 mg/m<sup>3</sup> (lowest concentration tested) of Cellulube 220 4 hours/day, 4-5 days/week for 11 or 22 days (Carpenter et al. 1959) and 101 mg/m<sup>3</sup> of Durad MP280 continuously for 90 days (MacEwen and Vemot 1983). No neurological effects were observed in rabbits continuously exposed to 100 mg/m<sup>3</sup> of Fyrquel 220 for 90 days (MacEwen and Vemot 1983). Testicular atrophy was observed in rats continuously exposed to 101 mg/m<sup>3</sup> Durad MP280, but not in rats continuously exposed to Fyrquel 220 for 90 days (MacEwen and Vemot 1983), rats exposed for 13 weeks (6 hours/day, 5 days/week) to Skydrol 500B-4 (Healy et al. 1992; Monsanto 1987a, 1987b, 1989), or rats exposed to 990 mg/m<sup>3</sup> of cyclotriphosphazene for 21 days (6 hours/day,

## 2. HEALTH EFFECTS

5 days/week) (Kinkead et al. 1989b, 1990). No intermediate inhalation MRL was derived for organophosphate ester hydraulic fluids as a class because of the uncertainty that derivation of a MRL based on data for a single fluid with the lowest identified threshold would be representative for other fluids in the class.

The available inhalation data for Durad MP280, Fyrquel 220, Cellulube 220, Skydrol 500B-4, and cyclotriphosphazene (reviewed in the next paragraph) are inadequate to derive intermediate-duration MRLs for these individual fluids, principally because the studies were conducted in species (rats or rabbits) that are generally considered to be insensitive to the delayed neurotoxicity of acute exposure to organophosphate esters. Cats, dogs, or nonhuman primates more accurately model the human expression of OPIDN than rats and rabbits, and studies in these species would provide a better basis for MRL derivation.

Following a 90-day continuous exposure to 101 mg/m<sup>3</sup> of Durad MP280, leukocytosis, kyphosis, and testicular atrophy were observed in rats and 100% mortality, cachexia, head droop, anorexia, and lethargy were observed in rabbits. No effects were observed in either species at 10.3 mg/m<sup>3</sup> Durad MP280 (MacEwen and Vemot 1983). Continuous exposure to 100 mg/m<sup>3</sup> of Fyrquel220 for 90 days resulted in kyphosis in rats (MacEwen and Vemot 1983); the NOAEL for this effect was 10.1 mg/m<sup>3</sup>. No adverse effects were observed in rabbits exposed to 100 mg/m<sup>3</sup> Fyrquel 220 continuously for 90 days (MacEwen and Vemot 1983). At the lowest tested concentration of Cellulube 220 (2,000 mg/m<sup>3</sup>, 4 hours/day, 4-5 days/week for 11 or 22 days), severe dyspnea, head droop, and generalized weakness were observed in rabbits (Carpenter et al. 1959). No adverse effects were observed in rats exposed to 990 mg/m<sup>3</sup> of cyclotriphosphazene (6 hour/day, 5 days/week) for 21 days (Kinkead et al. 1989b, 1990). Exposure of rats to Skydrol500B-4 for 13 weeks (6 hours/day, 5 days/week) resulted in nasal discharge at 100 mg/m<sup>3</sup>, decreased erythrocyte, hemoglobin, and hematocrit levels at 300 mg/m<sup>3</sup>, and decrease in plasma cholinesterase activity at 300 mg/m<sup>3</sup> (Healy et al. 1992; Monsanto 1987a, 1987b, 1989). Mild hepatocellular vacuolization and excessive salivation, a sign of cholinergic neurotoxicity, were also observed in these studies at 300 mg/m<sup>3</sup>. The lowest LOAEL is 5.3 mg/m<sup>3</sup> Skydrol 500B-4 for nasal effects. No chronic exposure data were located.

## 2. HEALTH EFFECTS

### *Oral MRLS*

No oral MRLs were derived.

No data are available regarding systemic or neurological effects in humans after oral exposure to organophosphate ester hydraulic fluids. The acute oral data base consists of a number of studies examining limited end points. Effects associated with cholinesterase inhibition (e.g., diarrhea) and OPIDN have been observed. Extensive testing of organophosphate ester hydraulic fluids in chickens (this species is generally thought of as one of the most sensitive to the neurotoxicity of organophosphorus compounds and a valid model species for identifying neurotoxic potential in humans) has demonstrated that there is a wide diversity in the ability of organophosphate ester hydraulic fluids to produce neurological effects. Some fluids produced no signs of neurological effects in chickens after administration of substantial doses (e.g., Pydraul29ELT, Pydraul50E, and Pydraul90E), other fluids produced only subtle neurological effects (e.g., Skydrol500B-4, Skydrol LD-4, and Reofos 65), and a few produced frank neurological effects (OPIDN) at comparatively low doses (e.g., Cellulube 220 and Fyrquel 150). A comparison of the relative toxicity of the different organophosphate ester hydraulic fluids is difficult because many of the studies only tested one dose level or a NOAEL was not identified. For hydraulic fluids causing cholinesterase inhibition effects, the LOAELs ranged from 120 mg/kg/day in rabbits for Cellulube 220 (Carpenter et al. 1959) to 5,750 mg/kg in rats exposed to Fyrquel 220 (Gaworski et al. 1986; Kinkead et al. 1992a). NOAELs for this effect were not reported. Inhibition of brain neurotoxic esterase and butyrylcholinesterase were observed in chickens exposed to approximately 2,600 mg/kg Skydrol500B-4 (Monsanto 1987d) or Skydrol LD-4 (Monsanto 1987c) and 114 mg/kg Fyrquel EHC (Stauffer Chemical Co. 1981). The range of LOAELs for OPIDN was 60 mg/kg/day for chickens exposed to Cellulube 220 for 5 days (Carpenter et al. 1959) to 11,350 mg/kg in chickens exposed once to Fyrquel EHC (Stauffer Chemical Co. 1980).

Derivation of an acute-duration oral MRL for organophosphate ester hydraulic fluids as a class based on the lowest identified reliable LOAEL for neurological effects in chickens (60 mg/kg/day Cellulube 220 for leg and wing weakness) (Carpenter et al. 1959) is not recommended for two reasons. First, the LOAEL is a serious LOAEL (no NOAEL was identified in the study) and MRLs are not derived from serious LOAELs. Second, the wide diversity in the apparent neurotoxicities among members of the class indicates that derivation of an MRL based on data for a single fluid may not be representative for the class. Acute-duration oral MRLs for individual organophosphate ester hydraulic fluids have not been proposed. In addition,

## 2. HEALTH EFFECTS

although chickens have been identified as a good species for qualitatively identifying the neurotoxicity of organophosphate esters, the extrapolation of chicken doses to human doses is uncertain.

Reliable NOAELs and LOAELs for intermediate oral exposure are restricted to a 90-day NOAEL of 50 mg/kg/day for systemic toxicity in rats (a species that is not sensitive to the neuropathic effects of organophosphate esters) exposed to Pydraul 90E for 90 days and NOAELs and LOAELs for delayed neuropathy in chickens exposed to Durad 110. In chickens exposed to Durad 110 for 28 days, a NOAEL of 444 mg/kg/day and LOAEL of 1,333 mg/kg/day were identified (FMC 1986); when the duration was increased to 90 days, the NOAEL was 20 mg/kg/day and the LOAEL was 90 mg/kg/day (FMC 1986). These data are inadequate for derivation of an intermediate oral MRL for organophosphate ester hydraulic fluids. As discussed under the acute-duration oral MRL section, there is uncertainty regarding extrapolation of chicken doses to human doses.

No data were located regarding chronic oral exposure to organophosphate ester hydraulic fluids

Toxicity data are available for several organophosphate ester components of hydraulic fluids, in particular tricresyl phosphate (NTP 1994). However, these components are always present in products as mixtures with other chemicals. Since insufficient information exists to assess the effect on toxicity of interactions among these mixtures, MRLs for the components were not derived.

### **Polyalphaolefin Hydraulic Fluids**

#### ***Inhalation MRLs***

No inhalation MRLs were derived.

No data were located regarding toxic effects in humans following inhalation exposure to polyalphaolefin hydraulic fluids. Three of nine tested polyalphaolefin hydraulic fluids were lethal in rats at 4-hour aerosol concentrations ranging from <5,330 to <10,720 mg/m<sup>3</sup>. LC<sub>50</sub> values for the three lethal fluids in females ranged from 1,390 to 1,670 mg/m<sup>3</sup>. Deaths were associated with respiratory irritation. The data are inadequate for acute inhalation MRL derivation. No intermediate or chronic inhalation MRLs for polyalphaolefin hydraulic fluids were derived due to the lack of data.



## 2. HEALTH EFFECTS

### *Oral MRLS*

No oral MRLs were derived.

No data were located regarding toxic effects in humans following oral exposure to polyalphaolefin hydraulic fluids. No deaths or body weight changes occurred in rats in a series of acute lethality studies with nine polyalphaolefin hydraulic fluids at doses ranging from 4,250 to 5,000 mg/kg. One of these fluids was also tested for neurotoxicity in chickens, and did not produce effects at 4,250 mg/kg. The available data have not identified a target organ or effect for these fluids. The data are inadequate for MRL derivation. No intermediate or chronic oral MRLs for polyalphaolefin hydraulic fluids were derived due to the lack of data.

### **Death.**

***Mineral Oil Hydraulic Fluids.*** Only one report was located regarding death in humans following exposure to mineral oil hydraulic fluids. A 14-month-old boy ingested 5-10 cc of a mineral oil hydraulic fluid and died 4 weeks later after developing pneumonia (Perrot and Palmer 1992). Postmortem analysis revealed edema, hemorrhages, and lipid/oil droplets in the lungs. The attending physicians believed that the development of lipid pneumonia with marked interstitial pneumonitis eventually led to death.

Acute lethality studies in animals exposed by inhalation, ingestion, or dermal contact to several mineral oil hydraulic fluids indicate that mineral oil fluids are not potent toxicants. Mineral oil hydraulic fluids produced no deaths in rats after 4-hour exposures to aerosol concentrations of 11 0-2 10 mg/m<sup>3</sup> or gavage administration of single doses  $\leq$ 5,000 mg/kg (Kinkead et al. 1987a, 1988). Rabbits, likewise, did not die after single 24-hour exposures to occluded dermal doses of several mineral oil hydraulic fluids  $\leq$ 2,000 mg/kg (Kinkead et al. 1985, 1987a, 1988).

***Organophosphate Ester Hydraulic Fluids.*** No reports were located regarding deaths in humans following exposure to organophosphate ester hydraulic fluids. As reviewed in Section 2.2, acute to intermediate exposures to certain organophosphate ester hydraulic fluids, but not all tested fluids in this class, have produced lethal neurotoxic effects in animals through effects associated either with cholinesterase inhibition or delayed development of axonal degeneration and demyelination. Evidence is available that humans are susceptible to both types of neurotoxicity by organophosphorus compounds in general (Johnson 1982; Smith

## 2. HEALTH EFFECTS

et al. 1930), indicating that lethal neurotoxic effects may occur in humans at appropriate dosage levels and exposure durations.

Lethal neurotoxicity in animals occurred after inhalation and oral exposure at levels that may be considered high for most environmental media. Lethal neurotoxic effects have not been observed in controlled studies with animals dermally exposed to several organophosphate ester hydraulic fluids at 24-hour dose levels  $\leq 2,000$  mg/kg (Gaworski et al. 1986; Kinkead et al. 1992a), but combined dermal and oral acute exposure of cows to waste from reclamation of an organophosphate hydraulic fluid produced lethal neurotoxic effects (Julian et al. 1976). The lowest lethal aerosol concentrations of organophosphate hydraulic fluids identified in animals after acute to intermediate inhalation exposure were for the U.S. military fluid, triaryl phosphate: 23 mg/m<sup>3</sup> in chickens and 102 mg/m<sup>3</sup> in rabbits exposed continuously for 30-160 days (Siegel et al. 1965). The lowest lethal doses of organophosphate hydraulic fluids identified in animals after acute to intermediate oral exposure were for Cellulube 220 in rabbits given 120 mg/kg/day for 2-14 days (Carpenter et al. 1959) and for Fyrquel 150 in chickens given single doses of 300 mg/kg (Stauffer Chemical Co. 1971). Oral exposure to tricresyl phosphate for up to 2 years had no effect on mortality in rats or mice (NTP 1994).

***Polyalphaolefin Hydraulic Fluids.*** Reports of deaths in humans following exposure to polyalphaolefin hydraulic fluids were not located. Inhalation of several polyalphaolefin hydraulic fluids (N501, MIL-83282-LT, and BSS-174) produced deaths in rats associated with acute respiratory irritation and congestion (4-hour LC<sub>50</sub> values ranged from 1,390 to 1,670 mg/m<sup>3</sup> for females). Several other polyalphaolefin fluids produced no deaths after 4-hour exposures to 5,350-10,720 mg/m<sup>3</sup> (Kinkead et al. 1987b, 1992b; MacEwen and Vernot 1983). None of these fluids produced deaths in animals following single gavage doses  $<5,000$  mg/kg.

### **Systemic Effects.**

#### ***Respiratory Effects.***

***Mineral Oil Hydraulic Fluids.*** There is a paucity of data on respiratory effects following inhalation, oral, or dermal exposure to mineral oil hydraulic fluids. The only available information for humans comes from a case report of a child ingesting a lethal dose of an automotive transmission fluid, which was most likely a mineral oil hydraulic fluid. Lipoid pneumonia with marked fibrosis was observed (Perrot and Palmer 1992). It is likely that some of the fluid was aspirated and that the oil caused irritation of the lung tissue. Lipoid pneumonia is frequently reported among people who chronically use medicated oils via intranasal sprays or

## 2. HEALTH EFFECTS

nose drops (Cannon 1940; Lushbaugh 1950). It is unlikely that individuals living at or near hazardous waste sites contaminated with mineral oil hydraulic fluids would ingest (and subsequently aspirate) or inhale sufficient mineral oil to produce lipoid pneumonia. In the only animal study available, histopathological examination of the lungs from rats exposed to  $\leq 1.0 \text{ mg/m}^3$  of the water-in-oil emulsion hydraulic fluid Houghto-Safe 5047F for 90 days, 23 hours/day, showed no treatment-related lesions (Kinkead et al. 1991).

***Organophosphate Ester Hydraulic Fluids.*** No studies were located regarding respiratory effects in humans after inhalation, oral, or dermal exposure to organophosphate ester hydraulic fluids. The most commonly reported respiratory effects in animals are dyspnea and rapid respirations. These effects have been observed in rabbits exposed to  $2,000 \text{ mg/m}^3$  of airborne Cellulube 220 (Carpenter et al. 1959); in cows and goats exposed to oral doses of 5,000 and 7,700 mg/kg of Cellulube 220, respectively, (Dollahite and Pierce 1969); in cows eating grass contaminated with Fyrquel 150 (Beck et al. 1977); in cows orally exposed to 500 mg/kg (Beck et al. 1977); and in rabbits dermally exposed to Cellulube 220 (Carpenter et al. 1959). It is likely that the respiratory effects observed shortly after exposure were the result of acetylcholinesterase inhibition (see section on neurological effects for more information on cholinesterase inhibition) rather than a direct effect on the respiratory tract. Other respiratory effects include nasal discharge in rats exposed to Skydrol 500B-4 for an intermediate duration (Healy et al. 1992; Monsanto 1987a, 1987b, 1989) and rats orally exposed to Durad 110 for an acute duration (FMC 1990a); bronchopneumonia in rabbits acutely exposed to orally administered Cellulube 220 (Carpenter et al. 1959); and emphysema and intralobular fibrosis in cows eating grass contaminated with Fyrquel 150 (Beck et al. 1977). It is not known whether the respiratory effects observed following oral exposure to organophosphate ester hydraulic fluids were due to aspiration of the hydraulic fluid. Following acute and intermediate inhalation exposure to a number of organophosphate ester hydraulic fluids, including Fyrquel 220, Durad MP280, and cyclotriphosphazene, no evidence of gross and/or histological damage was observed in rats, rabbits, hamsters, dogs, monkeys, and hens (Carpenter et al. 1959; Gaworski et al. 1986; Kinkead et al. 1989a, 1990; MacEwen and Vemot 1983; Siegel et al. 1965). Based on the observations of dyspnea in cows, goats, and rabbits exposed to hydraulic fluids, it is likely that sufficient exposure to organophosphate ester hydraulic fluids that contain acetylcholinesterase inhibitors would result in dyspnea in humans.

***Polyalphaolefin Hydraulic Fluids.*** No information was located on the toxicity of polyalphaolefin hydraulic fluids to the respiratory tract of humans following inhalation, oral, or dermal exposure. Animal data suggest that certain airborne polyalphaolefin hydraulic fluids may be respiratory tract irritants. Bloody nasal discharge, rapid and shallow breathing, lung congestion, and perivascular and peribronchial edema have been

## 2. HEALTH EFFECTS

observed in rats acutely exposed to polyalphaolefin hydraulic fluids (Kinkead et al. 1987b, 1992b; MacEwen and Vemot 1983). No information was located on respiratory effects in animals orally or dermally exposed to polyalphaolefin hydraulic fluids.

### *Cardiovascular Effects.*

***Mineral Oil Hydraulic Fluids.*** No studies were located regarding cardiovascular effects in humans after inhalation, oral, or dermal exposure to mineral oil hydraulic fluids. In the only animal study available, histopathological examination of the hearts from rats exposed to  $\leq 1.0 \text{ mg/m}^3$  of the water-in-oil emulsion hydraulic fluid Houghto-Safe 5047F for 90 days, 23 hours/day, showed no treatment-related lesions (Kinkead et al. 1991).

***Organophosphate Ester Hydraulic Fluids.*** No studies regarding cardiovascular effects in humans after inhalation, oral, or dermal exposure to organophosphate ester hydraulic fluids or cyclotriphosphazene were located. Animal data suggest that the cardiovascular system would not be a direct target of organophosphate ester hydraulic fluid toxicity. No gross and/or histological damage was observed in animals intermediately exposed to airborne Fyrquel 220, Durad MP280 (Gaworski et al. 1986; MacEwen and Vemot 1983), Skydrol 500B-4 (Healy et al. 1992; Monsanto 1976a, 1987b, 1989), cyclotriphosphazene (Kinkead et al. 1989a, 1990), or triaryl phosphate hydraulic fluids (Carpenter et al. 1959; Siegel et al. 1965); acute oral doses of triaryl phosphate hydraulic fluids (Carpenter et al. 1959; Kinkead et al. 1989b) or intermediate oral doses of Pydraul 90E (Monsanto 1979); or to intermediate dermal applications of Fyrquel 220 (MacEwen and Vemot 1983), cyclotriphosphazene (Kinkead et al. 1989a, 1990), or Cellulube 220 (Carpenter et al. 1959). Although no direct histological effects on the cardiovascular system have been observed in studies with organophosphate ester hydraulic fluids, organophosphate esters that inhibit acetylcholinesterase can overstimulate muscarinic receptors in the heart resulting in bradycardia or complete heart block (arrest) (Murphy 1986). Tachycardia can also result due to stimulation of sympathetic ganglia to overcome bradycardia due to muscarinic overstimulation (Murphy 1986).

***Polyalphaolefin Hydraulic Fluids.*** No studies were located regarding cardiovascular effects in humans after inhalation, oral, or dermal exposure to polyalphaolefin hydraulic fluids or in animals after inhalation or dermal exposure. The only information available on the cardiovascular effects of polyalphaolefin hydraulic fluids is a histopathology finding that oral exposure to MIL-H-83282 and MIL-H-83282LT for 4 weeks at  $\leq 1,000 \text{ mg/kg/day}$  in the rat had no effect on the heart (Mattie et al. 1993).

## 2. HEALTH EFFECTS

### ***Gastrointestinal Effects.***

***Mineral Oil Hydraulic Fluids.*** The only information available on gastrointestinal effects in humans or animals exposed to mineral oil hydraulic fluids is from a case report of a child ingesting a lethal dose of automotive transmission fluid, which was probably a mineral oil hydraulic fluid. Subserosal hemorrhages were observed in the small and large intestine and omentum (Perrot and Palmer 1992). Focal gastritis with edema was also noted in rats receiving 1,000 mg/kg/day of MIL-H-5606 (Mattie et al. 1993). Mineral oils (petroleum-derived aliphatic hydrocarbons) are known to have laxative effects, to interfere with absorption of essential fat-soluble substances, and to cause foreign body reactions in the intestinal mucosa (Brunton 1985). These data, however, are not adequate to determine the likelihood of individuals living at or near hazardous waste sites having gastrointestinal effects from exposure to mineral oil hydraulic fluids.

***Organophosphate Ester Hydraulic Fluids.*** Gastric upset and diarrhea have been reported in humans following oral exposure to organophosphate ester hydraulic fluid components (Goldstein et al. 1988; Srivastava 1990). In animals, the most widely reported gastrointestinal effect is diarrhea. Diarrhea (or soft feces) has been observed following oral exposure of rats to Durad MP280 (Gaworski et al. 1986), rabbits to Cellulube 220 (Carpenter et al. 1959; Dollahite and Pierce 1969), hens to Skydrol 500B-4 (Monsanto 1987d) or Skydrol LD-4 (Monsanto 1987c), and cows to Cellulube 220 (Dollahite and Pierce 1969) or Fyrquel 150 (Beck et al. 1977). Diarrhea (or soft feces) has also been observed in rabbits dermally exposed to Fyrquel 220 (Gaworski et al. 1986; MacEwen and Vemot 1983) or Cellulube 220 (Carpenter et al. 1959). The studies that reported diarrhea did not conduct histological examinations of the gastrointestinal tract. However, it is possible that the diarrhea was the result of acetylcholinesterase inhibition (see discussion on neurological effects) rather than direct damage to the gastrointestinal tract. In other studies, gastrointestinal effects have not been observed in rats, rabbits, and hamsters exposed to Fyrquel 220 or Durad MP280 (MacEwen and Vemot 1983) Skydrol 500B-4 (Healy et al. 1992; Monsanto 1987a, 1987b, 1989), cyclotriphosphazene (Kinkead et al. 1989a, 1990), or Cellulube 220 (Carpenter et al. 1959). Because the gastrointestinal effects are possibly the result of acetylcholinesterase inhibition rather than direct damage, it is likely that there will not be route-specific differences. Based on the results of the animal studies, it is likely that humans exposed to sufficient organophosphate ester hydraulic fluids to inhibit acetylcholinesterase will exhibit gastrointestinal effects.

***Polyalphaolefin Hydraulic Fluids.*** No studies were located regarding gastrointestinal effects in humans or animals after inhalation, oral, or dermal exposure to polyalphaolefin hydraulic fluids.

## 2. HEALTH EFFECTS

### ***Hematological Effects.***

***Mineral Oil Hydraulic Fluids.*** No information on hematological effects in humans after inhalation, oral, or dermal exposure to mineral oil hydraulic fluids is available. In another animal study, a statistically significant reduction of 16% was reported in the percentage of lymphocytes in whole blood in rats receiving 1,000 mg/kg/day MIL-H-5606 by gavage for 26 days (Mattie et al. 1993).

***Organophosphate Ester Hydraulic Fluids.*** There is limited information on hematological effects following exposure to organophosphate ester hydraulic fluids. In workers dermally exposed to triaryl phosphate hydraulic fluids for an intermediate duration, no changes in the levels of leukocytes were observed (Baldrige et al. 1959). This study is limited because leukocyte levels were the only hematological parameter monitored. No other human studies examining hematological parameters were located. Significant decreases in erythrocyte, hemoglobin, and hematocrit levels were observed in rats exposed to 300 mg/m<sup>3</sup> of Skydrol 500B-4 (Healy et al. 1992; Monsanto 1987a, 1987b, 1989) and leukocytosis was observed in male rats exposed to 101 mg/m<sup>3</sup> Durad MP280 (MacEwen and Vemot 1983); both of these studies were for intermediate durations. A number of intermediate-duration animal studies examined hematological parameters, but no significant effects were found. Hematological examinations were made after inhalation exposure to Durad MP280, Fyrquel 220, and cyclotriphosphazene (Gaworski et al. 1986; Kinkead et al. 1989a, 1990; MacEwen and Vemot 1983); oral exposure to Pydraul90E (Monsanto 1979); and dermal exposure to cyclotriphosphazene (Kinkead et al. 1989c, 1990) and Fyrquel 220 (MacEwen and Vemot 1983). Studies of oral exposures to MIL-H-83306 also have shown decreased hematocrits, erythrocyte numbers, and hemoglobin at levels of 250 mg/kg and 500 mg/kg, respectively (Mattie et al. 1993). A chronic-duration study of oral exposure to tricresyl phosphate for 2 years in rats and mice showed no alteration in hematological parameters (NTP 1994).

***Polyalphaolefin Hydraulic Fluids.*** Studies examining hematological effects in humans or animals following inhalation, oral, or dermal exposure to polyalphaolefin hydraulic fluids are limited to a 4-week study in rats orally exposed to 1,000 mg/kg/day of MIL-H-83282 or MIL-H-83282LT (Mattie et al. 1993). No effect was seen with MIL-H-83282 but reductions in total and mean cell hemoglobin as well as anemia were seen in rats exposed to MIL-H-83282LT.

## 2. HEALTH EFFECTS

### ***Musculoskeletal Effects.***

***Mineral Oil Hydraulic Fluids.*** No studies were located regarding musculoskeletal effects in humans or animals after inhalation, oral, or dermal exposure to mineral oil hydraulic fluids.

***Organophosphate Ester Hydraulic Fluids.*** No human studies examining musculoskeletal effects following inhalation, oral, or dermal exposure to organophosphate ester hydraulic fluids were located. No musculoskeletal abnormalities were observed in rabbits and hens orally exposed to Cellulube 220 for an acute duration (Carpenter et al. 1959). In rats, kyphosis was observed following intermediate-duration exposure to  $\approx 100 \text{ mg/m}^3$  of Durad MP280 or Fyrquel 220 (MacEwen and Vemot 1983). It is not known if this deformity of the spine characterized by extension flexion is the result of damage to musculoskeletal system or a neurological effect. No histological damage to the skeletal muscle was observed following intermediateduration inhalation exposure of rats or dermal exposure of rabbits to cyclotriphosphazene (Kinkead et al. 1989a, 1989~ 1990) or rabbits to Cellulube 220 (Carpenter et al. 1959). There is insufficient information to determine the likelihood of humans having musculoskeletal effects following exposure to organophosphate ester hydraulic fluids.

***Polyalphaolefin Hydraulic Fluids.*** There is limited information on the potential of polyalphaolefin hydraulic fluids to induce musculoskeletal effects. Kyphosis, a deformity of the spine characterized by extension flexion was observed in rats exposed to 880-5,030  $\text{mg/m}^3$  (concentration eliciting response not reported) of a polyalphaolefin hydraulic fluid designated at B85-174 for 4 hours (Kinkead et al. 1987b). It is not known if this effect is related to damage to the musculoskeletal system or to neurological damage. This is the only study that examined musculoskeletal effects. Thus, the likelihood of musculoskeletal effects occurring in humans exposed to polyalphaolefin hydraulic fluids cannot be determined.

### ***Hepatic Effects.***

***Mineral Oil Hydraulic Fluids.*** No studies regarding hepatic effects in humans following inhalation, oral, or dermal exposure to mineral oil hydraulic fluids were located. In an animal study, histopathological examination of the livers from rats exposed by inhalation to  $\leq 1.0 \text{ mg/m}^3$  of the water-in-oil emulsion hydraulic fluid Houghto-Safe 5047F for 90 days, 23 hours/day, showed no treatment-related lesions (Kinkead et al. 1991). Animal data for oral exposure are limited to one study where rats were exposed to MLH-5606

## 2. HEALTH EFFECTS

at 1,000 mg/kg/day for 26 days (Mattie et al. 1993). Increases in liver weight and peroxisomal betaoxidation activity were observed.

***Organophosphate Ester Hydraulic Fluids.*** No human exposure studies examining hepatic end points were located. Several hepatic effects have been observed in animals after exposure to organophosphate ester hydraulic fluids. Mild hepatocellular vacuolation and increased liver weight were found in rats exposed to 300 mg/m<sup>3</sup> Skydrol500B-4 (Healy et al. 1992; Monsanto 1987a, 1987b, 1989). Increased smooth endoplasmic reticulum was seen with increased liver weight after oral exposure in rats to MIL-H-83306 at 500 mg/kg/day for 26 days (Mattie et al. 1993). Evidence of adverse histological alterations and/or changes in serum enzymes indicative of liver damage was not observed in other inhalation studies (Carpenter et al. 1959; Healy et al. 1992; Kinkead et al. 1989a, 1990, 1992a; Monsanto 1987a, 1987b, 1989; Siegel et al. 1965), in oral exposure studies (Carpenter et al. 1959; Monsanto 1979), or in dermal exposure studies (Carpenter et al. 1959; Kinkead et al. 1989c, 1990; MacEwen and Vemot 1983). Increased fatty accumulation and decreased hepatocyte vacuolization, along with increased absolute and relative liver weights were observed in rats orally exposed to dibutylated phenyl phosphate for 91 days at 250 mg/kg/day (Healy et al. 1991). Minimal to mild papillary hyperplasia of the gallbladder mucosa was observed in mice orally exposed to tricresyl phosphate at 11 0-230 mg/kg/day for 13 weeks (NTP 1994). In 2-year feeding studies, clear cell foci, fatty change, and ceroid pigmentation were observed in mice but not in rats (NTP 1994).

***Polyalphaolefin Hydraulic Fluids.*** The only information available on hepatic effects of polyalphaolefin hydraulic fluids in humans or animals is a report of increased peroxisomal beta-oxidation and serum alkaline phosphatase after oral exposure in rats to 1,000 mg/kg/day MIL-H-83282 for 26 days (Mattie et al. 1993). Increased peroxisomal beta-oxidation but no increase in serum alkaline phosphatase was observed in rats similarly treated with MIL-H-83282LT.

### ***Renal Effects.***

***Mineral Oil Hydraulic Fluids.*** The only information regarding renal effects in humans or animals following inhalation, oral, or dermal exposure to mineral oil hydraulic fluids are two animal studies. Histopathological examination of the kidneys from rats exposed to  $\leq 1.0$  mg/m<sup>3</sup> of the water-in-oil emulsion hydraulic fluid Houghto-Safe 5047F for 90 days, 23 hours/day, showed no treatment-related lesions (Kinkead et al. 1991). Persistent diuresis, and increased protein and protein/creatinine ratios in the urine were reported in rats orally



## 2. HEALTH EFFECTS

exposed to 1,000 mg/kg/day MIL-H-5606 for 26 days (Mattie et al. 1993). Hyaline droplets were also observed in the proximal tubule on histopathological examination.

***Organophosphate Ester Hydraulic Fluids.*** No human studies examining renal end points were located. No renal effects were observed in rats exposed by inhalation to  $\approx 6,300$  mg/m<sup>3</sup> of Durad MP280 or Fyrquel 220 for 4 hours (Gaworski et al. 1986; Kinkead et al. 1992a) or in rabbits exposed orally to 120 mg/kg/day Cellulube 220 for  $\leq 14$  days (Carpenter et al. 1959). A minimal to mild accumulation of hyaline droplets was found in the kidneys of male and female rats exposed to  $\geq 240$  mg/m<sup>3</sup> of cyclotriphosphazene for 90 days (Kinkead et al. 1989a, 1990). Orally exposed mice showed renal tubule degeneration at 430-730 mg/kg/day tricresyl phosphate over 13 weeks (NTP 1994). Urinary bladder hyperplasia was observed after oral exposure in rats to tributyl phosphate at 55-350 mg/kg (Healy et al. 1991; Laham et al. 1985). In rabbits exposed dermally to  $\geq 2,882$  mg/kg/day of Fyrquel 220 for an intermediate duration, significant increases in serum urea nitrogen and creatinine levels were observed (MacEwen and Vernot 1983); this study did not report the results of histological examination of the kidneys. Interpretation of this study is complicated by the fact that one of the rabbits was infected with *Pasturella*. Other intermediate-duration inhalation studies have found no gross or histological damage in the kidneys of rats, rabbits, hamsters, dogs, monkeys, and hens exposed to Durad MP280 (Gaworski et al. 1986; MacEwen and Vernot 1983) Fyrquel 220 (Gaworski et al. 1986; MacEwen and Vernot 1983), Skydrol 500B-4 (Healy et al. 1992; Monsanto 1987a, 1987b, 1989), Cellulube 220 (Carpenter et al. 1959), and a triaryl phosphate hydraulic fluid (Siegel et al. 1965). In addition, no evidence of renal damage was observed following intermediate-duration exposure of rats to oral doses of Pydraul 90E (Monsanto 1979), rabbits to topical cyclotriphosphazene (Kinkead et al. 1989c, 1990), or rabbits to topical Cellulube 220 (Carpenter et al. 1959).

***Polyalphapolejin Hydraulic Fluids.*** The only information on renal effects in humans or animals following inhalation, oral, or dermal exposure to polyalphaolefm hydraulic fluids is a report of increased urinary protein to creatinine ratio of rats orally exposed to MIL-H-83282 at 1,000 mg/kg/day for 4 weeks. Diuresis was noted in rats similarly exposed to MIL-H-83282LT (Mattie et al. 1993).

### ***Endocrine Effects.***

***Mineral Oil Hydraulic Fluids.*** No information on endocrine effects in humans or animals following inhalation, oral or dermal exposure to mineral oil hydraulic fluids was located.

## 2. HEALTH EFFECTS

***Organophosphate Ester Hydraulic Fluids.*** No information on endocrine effects in humans following inhalation, oral, or dermal exposure to organophosphate ester hydraulic fluids was located.

There are some equivocal data suggesting that the adrenal gland is a target for organophosphate ester hydraulic fluid toxicity. Nodular hyperplasia was observed in the adrenal cortex of one of two dogs examined following 20 subcutaneous injections of an unspecified amount of Cellulube 220 (Carpenter et al. 1959). No adrenal effects were observed in rats continuously exposed to 100 mg/m<sup>3</sup> Fyrquel 220 or 101 mg/m<sup>3</sup> Durad MP280 for 90 days (MacEwen and Vemot 1983); rats exposed to 300 mg/m<sup>3</sup> Skydrol 500B-4, 6 hours/day, 5 days/week for 13 weeks (Healy et al. 1992; Monsanto 1987a, 1987b, 1989); or rabbits inhaling 2,000 mg/m<sup>3</sup> Cellulube 220, 4 hours/day, 4-5 days/week for 11 or 22 days (Carpenter et al. 1959). Rabbits receiving repeated dermal exposure (6 hours/day, 5 days/week for 21 days) to 1,000 mg/kg cyclotriphosphazene (Kinkead et al. 1989c, 1990) did not have adrenal effects. In a reproductive toxicity study (Chapin et al. 1988) in which male and female mice were exposed to 62.5 mg/kg of a mixture of tricresyl phosphates containing <0.1% pure TOCP, hypertrophy of the zona fasciculata cells and brown degeneration of cells in the juxtamedullary zone were observed in the adrenal gland. Tricresyl phosphate, a widely used fire-retardant additive for hydraulic fluids, produced minimal to moderate cytoplasmic vacuolization of the adrenal cortex of rats and mice exposed orally for subchronic and chronic durations (NTP 1994). Both tricresyl phosphate and butyl triphenyl phosphate treatment resulted in bilaterally enlarged adrenal glands and lipidosis and vacuolization of the adrenal cortex in rats orally exposed to 400 mg/kg/day for 20-60 days (Latendresse et al. 1994a).

***Polyalphaolefin Hydraulic Fluids.*** No information on endocrine effects in humans or animals following inhalation, oral, or dermal exposure to polyalphaolefin hydraulic fluids was located.

### ***Dermal Effects.***

***Mineral Oil Hydraulic Fluids.*** No human studies examining dermal end points were located. In animals, no information on dermal effects following inhalation or oral exposure were located. A number of mineral oil hydraulic fluids have been tested for acute dermal toxicity in rabbits. Signs of skin irritation have been observed following application of a naphthenic petroleum-based hydraulic fluid designated as MIL-H-5606 (Kinkead et al. 1985). No signs of skin irritation were observed following exposure to Sunsafe<sup>®</sup>F, Houghto- Safe 5047F, Quintolubric 9583OW, or Pyroguard A-443 (Kinkead et al. 1987a, 1988).

***Organophosphate Ester Hydraulic Fluids.*** No studies regarding dermal effects in humans after inhalation or oral exposure were located. Erythema was observed in humans repeatedly exposed to dermal patches of

## 2. HEALTH EFFECTS

Skydrol 500B-4 for an intermediate duration (Monsanto 1980). Skin scabbing was seen after oral exposure to Sanitizer 154 at 300 mg/kg (IRDC 1981).

Signs of skin irritation were observed in one acute dermal exposure study. A single application of 0.5 mL of Durad 550B resulted in mild erythema and skin thickening in rabbits (FMC 1992a). No signs of skin irritation or evidence of histological damage were observed in rabbits exposed once to Durad 220B, Durad 110, Durad 300, Durad MP280, Durad 125, Fyrquel 220, or cyclotriphosphazene (FMC 1990a, 1991 b; Gaworski et al. 1986; Kinkead et al. 1992a, 1992c, 1992d, 1992e; MacEwen and Vet-not 1985) or after intermediate-duration dermal exposure of rabbits to Fyrquel 220, cyclotriphosphazene, or Cellulube 220 (Carpenter et al. 1959; Kinkead et al. 1989c, 1990; MacEwen and Vet-not 1983). No evidence of skin damage was located in hens ingesting Cellulube 220 for 5 days (Carpenter et al. 1959), or following intermediate-duration inhalation exposure of rats, rabbits, or hamsters to Fyrquel 220 or Durad MP280 (MacEwen and Vemot 1983), rabbits to Cellulube 220 (Carpenter et al. 1959), or rats to cyclotriphosphazene (Kinkead et al. 1989a, 1990).

***Polyalphaolefin Hydraulic Fluids.*** No studies regarding dermal effects in humans following inhalation, oral, or dermal exposure to polyalphaolefin hydraulic fluids were located. Mild skin irritation was observed following a single application of a polyalphaolefin hydraulic fluids designated as DTNSRDC N501 and N5 17. No signs of skin irritation were observed following single applications of polyalphaolefin hydraulic fluids designated as DTNSRDC N448, N518, N525, N527 (MacEwen and Vemot 1983), B85-174 (Kinkead et al. 1987b), or meeting military specifications of MIL-H-83282 (Kinkead et al. 1985) or MIL-H-83282LT (Kinkead et al. 1992b).

Based on these data, it is not likely that acute exposure of humans to environmental levels of polyalphaolefin hydraulic fluids will result in dermal irritation. There is insufficient information to determine if long-term exposure to polyalphaolefin hydraulic fluids will result in dermal irritation in humans.

### ***Ocular Effects.***

***Mineral Oil Hydraulic Fluids.*** No human studies examining ocular end points were located. In animals, no information on ocular effects following inhalation or dermal exposure were located. Mild eye irritation was observed in rabbits following a single application of 0.1 mL of Sunsafe F, Houghto-Safe 5047F, Quintolubric

## 2. HEALTH EFFECTS

9583OW, or Pyroguard A-443 (Kinkead et al. 1987a, 1988). No signs of irritation were observed following application of MIL-H-5606 (Kinkead et al. 1985).

***Organophosphate Ester Hydraulic Fluids.*** No studies regarding ocular effects in humans after inhalation or oral exposure were located.

Eye irritation was not observed in animal studies following a single application of 0.1 mL of Fyrquel 220 (Gaworski et al. 1986; Kinkead et al. 1992e), Durad MP280 (Gaworski et al. 1986; Kinkead et al. 1992d), or cyclotriphosphazene (Kinkead et al. 1992c; MacEwen and Vernot 1985). No evidence of eye damage was observed in hens ingesting Cellulube 220 for 5 days (Carpenter et al. 1959), or following intermediateduration exposure of rats, rabbits, or hamsters to aerosols of Fyrquel220 or Durad MP280 (MacEwen and Vet-not 1983), rabbits to Cellulube 220 (Carpenter et al. 1959), or rats to cyclotriphosphazene (Kinkead et al. 1989a, 1990).

***Polyalphaolefin Hydraulic Fluids.*** No studies regarding ocular effects in humans following inhalation, oral, or dermal exposure to polyalphaolefin hydraulic fluids were located. Evidence of eye irritation was observed in rats following a single ocular application or acute exposure to airborne polyalphaolefin hydraulic fluids with a designation of MIL-H-83282LT (Kinkead et al. 1992b). No signs of eye irritation were observed following single ocular applications of polyalphaolefin hydraulic fluids designated as DTNSRDC N448, N501, N517, N518, N525, N528 (MacEwen and Vemot 1983), B85-174 (Kinkead et al. 1987b), or meeting military specifications of MIL-H-83282 (Kinkead et al. 1985) or MIL-H-83282LT (Kinkead et al. 1992b).

Based on these data, it is not likely that acute exposure of humans to environmental levels of polyalphaolefin hydraulic fluids will result in ocular irritation. There is insufficient information to determine if long-term exposure to polyalphaolefin hydraulic fluids will result in ocular irritation in humans.

### ***Body Weight Effects.***

***Mineral Oil Hydraulic Fluids.*** There is limited information on body weight effects following exposure to mineral oil hydraulic fluids. No studies were located regarding body weight effects in humans following inhalation, oral, or dermal exposure to mineral oil hydraulic fluids. In rats, no changes in body weight gain were observed following acute inhalation, oral, or dermal exposure to Sunsafe F, Quintolubric 9583OW, Houghto-Safe 5047F, or Pyroguard A-443 (Kinkead et al. 1989b, 1988) and a mineral oil hydraulic fluid

## 2. HEALTH EFFECTS

meeting military specifications of MIL-H-5606 (Kinkead et al. 1985). Body weights of rats exposed to  $\leq 1.0 \text{ mg/m}^3$  of the water-in-oil emulsion hydraulic fluid Houghto-Safe 5047F for 90 days, 23 hours/day, were similar to those of controls (Kinkead et al. 1991). No longer-term studies were located. Based on this limited information, it is not likely that effects on body weight will be observed in humans acutely exposed to environmental levels of mineral oil hydraulic fluids. The likelihood of changes in body weight occurring following longer-term exposure to mineral oil hydraulic fluids is not known.

***Organophosphate Ester Hydraulic Fluids.*** No studies were located regarding body weight effects in humans following inhalation, oral, or dermal exposure to organophosphate ester hydraulic fluids.

Most animal studies found no significant alterations in body weight gain following inhalation, oral, or dermal exposure to a number of organophosphate ester hydraulic fluids. Several studies demonstrated weight loss following acute or intermediate oral exposure to high doses. The identified LOAEL values were 250 mg/kg/day in rats exposed to dibutyl phenyl phosphate for an intermediate duration (Healy et al. 1991), 5,775 mg/kg/day in rats acutely exposed to Durad MP280 (Gaworski et al. 1986) or 10,000 mg/kg and 15,000 mg/kg/day in hens acutely exposed to Reofos 65 or Fyrquel EHC for acute exposures, respectively, (Mortensen and Ladefoged 1992), and 1,333 mg/kg/day in hens exposed to Durad 110 for an intermediate duration (FMC 1986). No changes in body weight gain were observed in rats, rabbits, hamsters, hens, monkeys, or dogs exposed to Fyrquel 220, Skydrol 500B-4, cyclotriphosphazene, a triaryl phosphate hydraulic fluid, Durad MP280 ( $< 5,775 \text{ mg/kg/day}$  oral), Durad 550B, Durad 100, Durad 300, Durad 110, Durad 220B, Pydraul 50E, or Pydraul 90E (Ciba-Giegy 1973; FMC 1986, 1990a, 1992a; Gaworski et al. 1986; Healy et al. 1992; Kinkead et al. 1989a, 1989c, 1990, 1992a, 1992c; MacEwen and Vernot 1983, 1985; Monsanto 1979, 1987a, 1987b, 1989; Siegel et al. 1965) via inhalation, oral, or dermal exposure. High oral doses of organophosphate esters have caused body weight changes. In a dose-finding study using 5 pregnant rats per group, a 12% decrease in maternal weight gain was noted after 11 days at 200 mg/kg/day tributyl phosphate (Noda et al. 1994) but in a larger study with 20 animals per group, only minor body weight reductions were observed at 500 mg/kg/day. Several intermediate-duration studies showed reduction in body weight gain in rats or mice. Thirteen-week feeding exposures to tricresyl phosphate in rats at 430 mg/kg/day were associated with an 11% reduction in body weight in both males and females (NTP 1994). Exposure to 750 mg/kg/day caused a 33% decrease in body weight in male rats. Treatment by gavage for 13 weeks, 5 days a week did not affect female body weight at  $\leq 800 \text{ mg/kg/day}$ ; male body weight was decreased 13% at this dose (NTP 1994). Body weight effects were also reported in mice in this study, decreases greater than 10% were seen in female mice at 530 mg/kg/day and above and in males at 900 mg/kg/day exposed to tricresyl phosphate by feed

## 2. HEALTH EFFECTS

Gavage doses greater than 400 mg/kg/day also caused decreased body weight (NTP 1994). Dibutyl phenyl phosphate exposure for 91 days at 250 mg/kg/day in female rats was observed to cause a 15% body weight reduction (Healy et al. 1991). Butylated triphenyl phosphate exposure at 1,000 mg/kg/day for 106 days caused an 11-17% decrease in body weight in Fischer 344 rats (Latendresse et al. 1994b). Similar results have been reported with exposure to tributyl phosphate in rats: a 15% decrease at 300 mg/kg/day for 18 weeks (Laham et al. 1985) and an 11% decrease at 250 mg/kg/day for 9 weeks (Oishi et al. 1982). Based on these animal data, it is not likely that human exposure to organophosphate ester hydraulic fluids at concentrations expected to be found at or near hazardous waste sites will result in changes in body weight.

***Polyalphaolefin Hydraulic Fluids.*** No information on body weight effects in humans after inhalation, oral, or dermal exposure to polyalphaolefin hydraulic fluids was located. In acute rabbit inhalation, oral, or dermal exposure studies, no changes in growth were observed following exposure to polyalphaolefm hydraulic fluids designated as DTNSRDC N448, N501, N5 17, N518, N525, or N528 (MacEwen and Vemot 1983) B85-174 (Kinkead et al. 1987b), or polyalphaolefin hydraulic fluids meeting military specifications of MIL-H-83282 (Kinkead et al. 1985) or MIL-H-83282LT (Kinkead et al. 1992b). These acute exposure animal studies suggest that short term human exposure to polyalphaolefin hydraulic fluids will not result in alterations of body weight gain. There is insufficient information to determine longer-term human risks.

### **Immunological and Lymphoreticular Effects.**

***Mineral Oil Hydraulic Fluids.*** No information was located regarding immunological effects in humans after inhalation, oral, or dermal exposure to mineral oil hydraulic fluids. Limited animal testing provided no clear evidence that the immune system is a target for mineral oil hydraulic fluids. In guinea pig skin sensitization assays, four of five tested mineral oil hydraulic fluids were inactive as skin sensitization agents, and the remaining fluid only showed weak activity (Kinkead et al. 1985, 1987a, 1988). This information is inadequate to determine the likelihood of immunological effects occurring in humans exposed to environmental media contaminated with mineral oil hydraulic fluids, due to the limited number of immunological end points examined. The data suggest, however, that skin sensitization may not be a major concern with dermal exposure to mineral oil hydraulic fluids.

***Organophosphate Ester Hydraulic Fluids.*** No studies were located regarding immunological effects in humans or animals after inhalation or oral exposure to organophosphate ester hydraulic fluids. No dermal sensitization reactions were observed in humans exposed to Skydrol 500B-4 for three 24-hour periods per

## 2. HEALTH EFFECTS

week for 5 weeks (Monsanto 1980) or in guinea pigs exposed for 10 days to a cyclotriphosphazene-based hydraulic fluid (Kinkead et al. 1992c; MacEwen and Vernot 1985). Thymus weight decreases (both absolute and relative to body weight) were observed, without histological alterations, in rabbits exposed dermally to cyclotriphosphazene for 21 days (Kinkead et al. 1989c, 1990). No histological alterations were observed in the thymus of rats exposed to aerosols of cyclotriphosphazene for 21 days (Kinkead et al. 1989a, 1990). Although there are no data for many organophosphate ester hydraulic fluids, the limited data suggest that skin sensitization may not be a concern with dermal exposure to organophosphate ester hydraulic fluids. High doses (2,905 mg/kg/day) of tricresyl phosphate, a widely used fire-retardant hydraulic fluid additive, produced necrosis of the mandibular lymph node, the spleen, and the thymus in mice exposed by gavage for 16 days (NTP 1994). No such lesions, however, were noted in mice treated with 1,452 mg/kg/day for 16 days or in mice treated with doses  $\leq$ 800 mg/kg/day for 90 days (NTP 1994). A moderate level of tricresyl phosphate, 5 mg/kg/day, in an oral exposure study caused a reduction in serum tetanus antibodies (Banerjee et al. 1992).

***Polyalphaolefin Hydraulic Fluids.*** Two U.S. military polyalphaolefin hydraulic fluids, MIL-H-83232LT and B85-174, produced skin sensitization in guinea pigs (Kinkead et al. 1987b, 1992b), but seven other polyalphaolefin hydraulic fluids did not produce sensitization (Kinkead et al. 1985; MacEwen and Vernot 1983). No other studies were located regarding immunological effects in animals or humans exposed to polyalphaolefin hydraulic fluids. This information suggests that skin sensitization may occur in humans after dermal exposure to MIL-H-83232LT or B85-174, but not after dermal exposure to the other polyalphaolefin hydraulic fluids. The lack of data for other immunological end points precludes determination of the immunotoxicity of polyalphaolefin hydraulic fluids.

### **Neurological Effects.**

***Mineral Oil Hydraulic Fluids.*** Peripheral neuropathy developed in a man after about 2 years of heavy occupational exposure by dermal contact to mineral oil hydraulic fluids, at least one of which was known to contain organophosphate esters (0.5% isopropylated triphenyl phosphate and  $<$ 50 ppm TOCP) (Jarvholm et al. 1986). Subtle electromyographical effects were measured in four of eight men exposed to lower levels of mineral oil hydraulic fluids for 3 months to 13 years (Jarvholm et al. 1986). Other studies regarding neurological effects in humans after exposure to mineral oil hydraulic fluids were not located.

The lack of corroborative case reports, epidemiological data, or animal data (see next paragraph) makes the association between dermal exposure to mineral oil hydraulic fluids and peripheral neuropathy uncertain.

## 2. HEALTH EFFECTS

Nonetheless, the presence of organophosphate esters, some of which are demonstrated neurotoxic agents, in most mineral oil hydraulic fluids (they often are added as anti-wear agents) suggests that they may play a causative role if such an association exists.

Several mineral oil hydraulic fluids (Sunsafe F, Houghto-Safe 5047F, Quintolubric 9583OW, Pyroguard A-443, and MIL-H-5606) produced no clinical signs of neurotoxicity in rabbits after acute occluded dermal exposure (2,000 mg/kg doses), in rats after acute inhalation exposure (110 -210 mg/m<sup>3</sup> for 4 hours or 1,148 mg/m<sup>3</sup> for 6 hours), or in chickens or rats after single gavage dose administration (5,000 mg/kg) (Kinkead et al. 1985,1987a, 1988).

In conclusion, the limited animal and human data suggest that acute to intermediate exposures to mineral oil hydraulic fluids do not represent a major hazard to the neurological health of workers or the general public. The possible presence of low levels of neurotoxic organophosphate esters in these fluids, however, may lead to some concern to limit exposure.

***Organophosphate Ester Hydraulic Fluids.*** Certain organophosphorus compounds produce at least one of two types of acute neurological effects in humans and certain animal species - cholinesterase inhibition associated with acute symptoms including diarrhea, sweating, salivation, respiratory depression and generalized weakness (see Section 2.2.1.4 and Table 2-1 0), and acute organophosphorus-induced delayed neuropathy (OPIDN) associated with the delayed development of incoordination, limb weakness, ataxia and axonal degeneration, and demyelination in spinal cord and peripheral nerve tissues (Abou-Donia and Lapadula 1990; Minton and Murray 1988). Only one study was located examining humans for neurological effects following acute or intermediate exposure to an organophosphate ester hydraulic fluid, and no evidence for the occurrence of neurological effects was found (Baldrige et al. 1959). However, several organophosphate ester hydraulic fluids have produced one or both of these types of neurological effects in animals after acute or intermediate oral, inhalation, or dermal exposures. Other organophosphate ester hydraulic fluids have not produced neurological effects in animal species.

The variability in apparent neurotoxicity among organophosphate ester hydraulic fluids may be influenced by several factors, including differences in phosphate ester composition (including isomeric composition), differences in species' sensitivity to OPIDN, and the fact that the delayed neurotoxicity of certain fluids has only been examined in relatively insensitive species. Several Durad hydraulic fluids (Durads 300,220B, and 550B [FMC 1990a, 1992a]) produced no signs of neurotoxicity in Sprague-Dawley rats after single gavage



## 2. HEALTH EFFECTS

doses of 5,000 mg/kg, but have not been tested in other species. Rats, mice, and rabbits do not display the dysfunctions of OPIDN as seen in humans, cats, dogs, and chickens (Abou-Donia and Lapadula 1990; Baron 1981), and therefore, these fluids have not been adequately tested for their ability to produce OPIDN. It should be noted, however, that a consistent difference in species sensitivity to organophosphate induced cholinesterase inhibition and cholinergic toxicity has not been generally recognized, and rats often have been used to examine the ability of organophosphate esters to inhibit cholinesterases (Wills 1972). In contrast to the previously mentioned Durads, Durad 110 produced no signs of neurotoxicity in rats after single gavage doses of 5,000 mg/kg (FMC 1990a), but produced increased incidences of ataxia in chickens treated with 1,333 mg/kg/day for 28 days or with 90 mg/kg/day for 90 days (FMC 1986). Cellulube 220 is another organophosphate ester hydraulic fluid that demonstrates that species differ in their susceptibility to OPIDN. Signs of delayed neuropathy were observed in goats and cows treated with 5,000 and 7,700 mg/kg doses, respectively, but were not observed in rats given 20,000 mg/kg (Dollahite and Pierce 1969). Rats in this study did not show signs of acetylcholinesterase inhibition, but rabbits given doses of  $\geq 5,000$  mg/kg showed signs of acetylcholinesterase inhibition. Paralysis occurred in rabbits at doses;  $\geq 7,500$  mg/kg, but the available report did not clearly specify if the observed paralysis was slow in developing or developed quickly (and thus was more closely associated with acetylcholinesterase inhibition).

Humans have been recognized as susceptible to the delayed neuropathy of ingested organophosphorus compounds since the 1930s when it was determined that an epidemic of neuropathies in the southern United States (“ginger jake paralysis”) was caused by the contamination of an alcoholic beverage containing an extract of Jamaican ginger (“ginger jake”) with tri-*ortho*-cresyl phosphate (TOCP) (Smith et al. 1930). This is an isomer of the hydraulic fluid component tricresyl phosphate. While current manufacturing processes minimize production of this isomer, it is possible that older organophosphate ester hydraulic fluids disposed of at waste sites may be contaminated with TOCP. The chicken generally is considered one of the most sensitive animal species to OPIDN, and neurotoxicity testing in hens is a normal practice in the safety evaluation of organophosphate esters used in plasticizers, hydraulic fluids, and insecticides (Johnson 1982).

The diversity in the ability of organophosphate ester hydraulic fluids to produce OPIDN is best illustrated by the database for acute delayed neuropathy in chickens after oral exposure. Several organophosphate hydraulic fluids produced definitive OPIDN in chickens after acute gavage exposure (Cellulube 220, Durad MP280, and Fyrquels EHC, 150, and 220), while other fluids produced other neurological effects (Skydrol LD-4 and 500B-4, Reofos 65: cholinergic toxicity and spinal cord lesions without signs of delayed neuropathy). Another group produced no neurological effects in chickens (several U.S. military fluids designated as MIL-H-19457C and Pydrauls 29ELT, 50E, and 90E). Thus, a definitive conclusion that acute,

## 2. HEALTH EFFECTS

intermediate, or chronic oral exposure to organophosphate ester hydraulic fluids, as a class, can produce neurotoxic effects cannot be drawn. There should be a concern, however, that acute, intermediate, or chronic oral exposure to any particular fluid demonstrated to be neurotoxic in chickens (or other animal species) also may produce neurological effects in humans at appropriate dosage levels.

Diverse neurological effects have been observed in animals after acute to intermediate inhalation or dermal exposure to organophosphate hydraulic fluids. Observed effects from inhalation include mild transient lethargy in rabbits after 4-hour exposures to U.S. military fluids designated as Durad MP280 (6,190 mg/m<sup>3</sup>) and Fyrquel 220 (5,750 mg/m<sup>3</sup>) (Gaworski et al. 1986; Kinkead et al. 1992a); salivation (possibly of neurological origin) in rats exposed to 300 mg/m<sup>3</sup> Skydrol 500B-4,6 hours/day for 6 or 13 weeks (Healy et al. 1992; Monsanto 1987a, 1987b, 1989); head droop, generalized weakness, and decreased blood cholinesterase in rabbits exposed to Cellulube 220 at 2,000 mg/m<sup>3</sup>, 4 hours/day for  $\leq$ 22 days (Carpenter et al. 1959), delayed neuropathy in rabbits and chickens continuously exposed for 30-1 60 days to another U.S. military hydraulic fluid (triaryl phosphate) at 102 mg/m<sup>3</sup> and 23 mg/m<sup>3</sup>, respectively (Siegel et al. 1965); and kyphosis in rats continuously exposed to 100 mg/m<sup>3</sup> concentrations of Durad MP280 or Fyrquel 220 for 90 days (McEwen and Vemot 1983). Observed effects from dermal exposure include delayed neuropathy in cattle after dermal treatment with the waste from reclamation of a Fyrquel hydraulic fluid (Julian et al. 1976) and cholinergic toxicity in rabbits following occluded dermal exposure to Cellulube 220 (Carpenter et al. 1959).

The range of responses noted for the different fluids, as well as the absence of inhalation or dermal data for many organophosphate hydraulic fluids known to be manufactured, makes it difficult to conclude whether inhalation or dermal exposure to organophosphate fluids, as a class, will produce neurological effects in humans. As with oral exposure, however, there should be a concern that dermal or inhalation exposure to any particular organophosphate fluid demonstrated to produce neurological effects (either cholinesteraseinhibition-associated effects or delayed neuropathic effects) in animals may also produce neurological effects in humans at an appropriate dosage level.

***Polyalphaolefin Hydraulic Fluids.*** No studies were located regarding neurological effects in humans after inhalation, oral, or dermal exposure to polyalphaolefin hydraulic fluids.

Single gavage doses (4,250-5,000 mg/kg) of several polyalphaolefin hydraulic fluids produced no signs of neurotoxicity in rats within 14 days of dosing (Kinkead et al. 1987b, 1985, 1992b; MacEwen and Vemot

## 2. HEALTH EFFECTS

1983) or chickens within 21 days of dosing (Kinkead et al. 1985, 1992b). Several polyalphaolefin hydraulic fluids produced lethargy in some rabbits during 24-hour periods of exposure to occluded dermal doses of  $\approx 1,700$  mg/kg (MacEwen and Vemot 1983). Lethargy was also observed in rats during and after 4-hour inhalation exposures to lethal concentrations of several polyalphaolefin hydraulic fluids ranging from 700 to 6,430 mg/m<sup>3</sup> (Kinkead et al. 1987b; MacEwen and Vemot 1983).

In general, the animal data do not provide strong evidence that acute exposures to polyalphaolefin hydraulic fluids produce neurological effects. No information is available regarding neurological effects after intermediate or chronic exposure to polyalphaolefin hydraulic fluids.

### **Reproductive Effects.**

***Mineral Oil Hydraulic Fluids.*** No studies were located regarding reproductive effects in humans or animals after inhalation, oral, or dermal exposure to mineral oil hydraulic fluids.

***Organophosphate Ester Hydraulic Fluids.*** No studies were located regarding reproductive effects in humans after inhalation, oral, or dermal exposure to organophosphate ester hydraulic fluids.

Organophosphate ester hydraulic fluids may cause adverse reproductive effects based on observations of testicular atrophy in rats after continuous inhalation exposure to 101 mg/m<sup>3</sup> Durad MP280 for 90 days (MacEwen and Vemot 1983), loss of spermatid elements and degeneration in the seminiferous tubules in dogs given 20 subcutaneous injections of Cellulube 220 at doses ranging from 100 to 500 mg/kg/day (Carpenter et al. 1959), and decreased lactation and delayed estrus in cows after oral ingestion of Fyrquel-150-contaminated plant tissue at unspecified dose levels (Beck et al. 1977).

Examination of reproductive organs found no histological alterations in male or female rats exposed to aerosol concentrations of cyclotriphosphazene  $\leq 990$  mg/m<sup>3</sup>, 6 hours/day, 5 days/week for 21 days (Kinkead et al. 1989a, 1990); in male or female rats exposed to Skydrol500B-4 concentrations  $\leq 300$  mg/m<sup>3</sup>, 6 hours/day, 5 days/week for 13 weeks (Healy et al. 1992; Monsanto 1987a, 1987b, 1989). No gross alterations were observed in male or female rats continuously exposed to 100 mg/m<sup>3</sup> Fyrquel 220 for 90 days (MacEwen and Vemot 1983); in male or female rabbits and male hamsters continuously exposed to 101 mg/m<sup>3</sup> Durad MP280 or 100 mg/m<sup>3</sup> Fyrquel 220 for 90 days (MacEwen and Vemot 1983); and in male rabbits exposed to Cellulube 220 aerosol concentrations of 2,000 mg/m<sup>3</sup>, 1-4 hours/day, 4-5 days/week for

## 2. HEALTH EFFECTS

≤26 days (Carpenter et al. 1959). There were also no gross alterations found following acute oral exposure of rabbits to Cellulube 220 at doses 5480 mg/kg/day (Carpenter et al. 1959) or in leghorn hens exposed to MLH-19457C or MLH-19457B fluids at doses ≤420 mg/kg/day for 5 days (Kinkead et al. 1989b); or dermal exposure of male rabbits to unspecified doses of Cellulube 220 for 1-4 hours/day, 4-5 days/week for ≤43 days (Carpenter et al. 1959); or in male or female rabbits exposed to 1,000 mg/kg dermal doses of cyclotriphosphazene 6 hours/day, 5 days/week for 21 days (Kinkead et al. 1989c, 1990). No exposure-related changes in gonad weights were observed in male rats following dietary exposure to 50 mg/kg/day Pydraul 90E doses for 90 days (Monsanto 1979). Studies designed to assess reproductive performance in animals after exposure to organophosphate ester hydraulic fluids were not located.

An organophosphate ester commonly used in hydraulic fluids, tricresyl phosphate (TCP), and tri-*ortho*-cresyl phosphate (TOCP), a possible contaminant of older formulations of TCP, have been shown to alter testicular morphology, testicular function, and reproductive function in rodents after oral exposure (Carlton et al. 1987; Chapin et al. 1988; NTP 1994; Somkuti et al. 1987a, 1987b).

In studies conducted by Somkuti et al. (1987a, 1987b), significant reductions in sperm density and motility, altered morphology (e.g., headless sperm, spermatozoa with no head hook or excessive hooks, and amorphous heads), and decreased relative testicular weight were observed in rats given oral doses of TOCP. The effects were dose- and duration-related. No sperm effects were observed in rats exposed to 150 mg/kg/day for 3 or 7 days, but longer exposure resulted in decreased sperm count (≥10 days) and motility (≥14 days) (Somkuti et al. 1987b). In rats exposed to doses ≥50 mg/kg/day TOCP for 63 days, sperm had altered morphology and no motility, and relative testicular weight was decreased, compared with controls (Somkuti et al. 1987a). In addition to these effects, degeneration and necrosis of the seminiferous epithelium were observed in rats exposed to ≥100 mg/kg/day TOCP for 14 days (Somkuti et al. 1987a) and disorganization of testicular germ cells and the presence of hematoxylin-positive “droplets” in the tubule lumina were observed in rats exposed for 63 days to ≥25 mg/kg/day TOCP (Somkuti et al. 1987a). No evidence of seminiferous tubule regeneration or re-initiation of spermatogenesis was observed 98 days after termination of the 21 -day exposure period (Somkuti et al. 1987b).

No changes in testicular testosterone concentrations were observed in rats exposed to 150 mg/kg/day TOCP for 3-21 days or 100 mg/kg/day for 63 days. Significant decreases in testicular nonspecific esterase (NSE) activity and neurotoxic esterase (NTE) activity were observed in rats exposed to ≥10 and ≥50 mg/kg/day, respectively, for 63 days (Somkuti et al. 1987a). Testicular activities of nonspecific esterase and neurotoxic

## 2. HEALTH EFFECTS

esterase were also inhibited in rats exposed to 150 mg/kg for  $\geq 3$  days. No changes in testicular  $\beta$ -glucuronidase (Sertoli cell-specific enzyme) or serum luteinizing hormone, follicle stimulating hormone, or testosterone levels were observed (Somkuti et al. 1987b).

In contrast to TOCP, exposure of rats to tri-para-cresyl phosphate (TPCP) for 63 days, at oral doses of 100 mg/kg/day, did not significantly alter (compared with controls) the frequency of sperm with abnormal morphology, relative testis weight, sperm motility, sperm density, or testicular activities of NSE (also known as butyrylcholinesterase) and NTE (Somkuti et al. 1987a). Acetylcholinesterase activity was not detected in testicular homogenates (either controls or treated) in these studies (Somkuti et al. 1987a). The negative data for TCP, coupled with the positive data for TOCP, suggest that the testicular toxicity of TOCP may involve inhibition of esterases in the testis. Molecular details of this potential involvement, however, are unknown, as are the physiological functions of NSE and NTE. Light and electron microscopic studies of rats during exposure to TOCP have identified the Sertoli cell as the first cell type that is structurally altered in the testis (Somkuti et al. 1991). Studies with Sertoli cells in culture showed that exposure for 24 hours to saligenin cyclic-*ortho*-tolyl phosphate (the TOCP metabolite thought to be responsible for TOCP delayed neuropathy), but not TOCP, produced a dose-related decrease in NSE activity (NTE activity was not measured in these studies) (Chapin et al. 1991). Several other TOCP metabolites did not decrease NSE activity in cultured Sertoli cells (Chapin et al. 1991). The presence of TOCP in the culture medium of rat Sertoli cells produced diminished NSE activities only when the cells were co-cultured with Leydig cells (Chapin et al. 1990). These results have led to the hypothesis that the in vivo metabolic conversion of TOCP to saligenin cyclic-*orthotolyl* phosphate in the testis may occur in Leydig cells.

Sperm alterations have also been observed in rats receiving repeated gavage doses of a mixture of TCP isomers (containing < 9% TOCP). Decreased sperm motility, concentration, and velocity were observed in rats receiving 200 mg/kg/day TCP in corn oil for 66 days (Carlton et al. 1987). These effects were not observed in the vehicle-control or 100 mg/kg/day groups. A dose-dependent increase in abnormal sperm morphology was observed in the 100 and 200 mg/kg/day groups. In the 200 mg/kg/day group, there was a significant reduction in epididymal weights. Significant increases in minimal-to-mild seminiferous tubule necrosis and degeneration, hypospermia in the epididymides, degenerate and immature spermatids in seminiferous tubules and epididymides, and early sperm granulomas in the seminiferous tubules were observed in the 200 mg/kg/day males. Reproductive effects were also observed in female rats exposed to TCP. A dose-dependent diffuse vacuolar cytoplasmic alteration of ovarian interstitial cells and an impression of increased follicular and luteal activity (as indicated by increased numbers of follicles and corpora lutea)

## 2. HEALTH EFFECTS

were observed in female rats receiving daily gavage doses of 200 or 400 mg/kg/day TCP (Carlton et al. 1987).

A mixed isomer preparation of TCP (containing <0.1% tri-*ortho*-cresyl phosphate) produced histological changes in reproductive organs in both sexes of rats and female mice in 13-week and 2-year bioassays (NTP 1994). Ovarian interstitial cell hypertrophy occurred in female mice and female rats exposed to gavage doses of 50-800 mg/kg/day for 13 weeks, in female rats exposed to dietary doses of 65 and 120 mg/kg/day for 13 weeks, and in female rats exposed to dietary doses of 9 or 18 mg/kg/day for 2 years (NTP 1994). Atrophy of the seminiferous tubules occurred in male rats that received gavage doses of 400 and 800 mg/kg/day for 13 weeks and in male rats exposed to dietary doses of 470 and 940 mg/kg/day for 13 weeks (NTP 1994).

Reproductive performance has also been assessed in animals exposed to mixed isomers of TCP. Male rats were gavaged daily with 100 or 200 mg/kg/day TCP (containing <9% TOCP) during a 56-day pre-mating and 10-day mating period. The males were mated with female rats exposed to TCP 14-days prior to mating, during the 10-day mating, 21 -day gestation, and 21 -day lactation periods. Males exposed to 100 mg/kg/day were mated with females exposed to 200 mg/kg/day, and 200 mg/kg/day males were mated with 400 mg/kg/day females. No difference in numbers of sperm-positive females was observed. However, significant decreases in the number of females delivering live young, litter size, and pup viability were observed in the high-dose group (Carlton et al. 1987).

No changes in the fertility index (number of dams producing a litter per number of breeding pairs) were observed in mice exposed to 0, 62.5, 124, or 250 mg/kg/day TCP (containing <0.1% TOCP) in the diet for 98 days in a continuing breeding experiment (Chapin et al. 1988). However, a significant increase in the number of dead pups and decrease in the number of live pups were observed in the 250 mg/kg/day group. A significant increase in the number of dead pups was also observed in the last two litters of mice exposed to 124 mg/kg/day. The last litters from the 0, 62.5, and 124 mg/kg/day groups were fed TCP from weaning to day 74 of age. At this point, they were mated. Significant trends toward decreased mating and fertility indices and number of live pups per litter were observed. In the 124 mg/kg/day group, the fertility index and proportion of live pups per litter were significantly lower than in the control group. Sperm-motility was significantly decreased in both TCP-exposed groups, and no change in epididymal sperm concentration or histological alterations in reproductive organs were observed.

## 2. HEALTH EFFECTS

To further assess the reproductive toxicity of TCP, a cross-over fertility test was performed (Chapin et al. 1988). Control males were mated to females exposed to 250 mg/kg/day, and males exposed to 250 mg/kg/day were mated with control females. The number of live pups per litter was significantly decreased in both groups of exposed mice. The reproductive performance was more severely affected in the exposed females mated with control males. No treatment related changes were observed in the prostate, seminal vesicles, ovaries, uterus, or vagina. In mice exposed to 250 mg/kg/day, atrophy of the seminiferous tubules was seen in the testes, and significant decreases in testicular and epididymal weights were observed. Significant decreases in the percentage of motile sperm, sperm concentration, and the percentage of abnormal sperm were observed in the 250 mg/kg/day group. Latendresse et al. (1994b) reported decreased numbers of litters in rats exposed by gavage to 600, 1,000, and 1,700 mg/kg/day butylated triphenyl phosphate. In the same study, abnormal estrous cycles and decreased uterine weights were noted in female rats exposed to 1,000 mg/kg/day butylated triphenyl phosphate.

An *in vitro* study demonstrated decreased testosterone output by Leydig cells with addition of TOCP (Chapin et al. 1990), and suggested that the TOCP metabolite, saligenin cyclic-o-tolyl phosphate, may be the responsible agent for eliciting this effect.

Only three (Durad MP280, Cellulube 220, and Fyrquel 150) of nine hydraulic fluids that have been studied in animals produced reproductive effects. It is difficult to generalize about the ability of organophosphate ester hydraulic fluids, as a class, to cause reproductive effects in humans because of the inadequacies of the database. There are no human data. Examinations of reproductive organs in animals after exposure have been conducted for only nine organophosphate hydraulic fluids. In addition, reproductive performance has not been evaluated following exposure of animals to organophosphate ester hydraulic fluids. Nevertheless, the limited data suggest that some hydraulic fluids in this class may produce reproductive effects, while other may not. For example, Durad MP280 produced testicular atrophy in rats via inhalation exposure, but Fyrquel 220 did not (MacEwen and Vemot 1983). Tri-*ortho*-cresyl phosphate and mixed isomer preparations of TCP can be found in hydraulic fluids and are demonstrated reproductive toxicants in animals. In general, the limited data suggest that exposure to certain organophosphate ester hydraulic fluids, especially those containing TCP isomers, may present a reproductive hazard to public health at some undetermined dosage level.

***Polyalphaolefin Hydraulic Fluids.*** No studies were located regarding reproductive effects in humans or animals after inhalation, oral, or dermal exposure to polyalphaolefin hydraulic fluids.

## 2. HEALTH EFFECTS

### **Developmental Effects.**

***Mineral Oil Hydraulic Fluids.*** No studies were located regarding developmental effects in humans or animals after inhalation, oral, or dermal exposure to mineral oil hydraulic fluids.

***Organophosphate Ester Hydraulic Fluids.*** No studies were located regarding developmental effects in humans after inhalation, oral, or dermal exposure to organophosphate ester hydraulic fluids.

Data concerning developmental toxicity in animals are very limited, and are at best suggestive that elicitation of developmental effects by some organophosphate ester hydraulic fluids may occur in some animals. The developmental toxicity data are too sparse to make any conclusions regarding their relevance to human health.

Data that are suggestive of adverse developmental effects in animals after an assumed acute oral exposure to an organophosphate ester hydraulic fluid are restricted to an observation in cows of retarded growth in calves of cows with reduced lactation, and abnormal growth in one calf of a cow that showed moderate ataxia, after the cows ingested grass probably contaminated with components of Fyrquel 150 (Beck et al. 1977).

None of the calves of 10 cows were adversely affected after the cows were acutely dermally exposed to an unknown quantity of a Fyrquel hydraulic fluid reclamation waste that probably contained TOCP and other hydraulic fluid components and was applied liberally to their backs once (Julian et al. 1976).

Dibutyl phenyl phosphate, a component of some organophosphate ester hydraulic fluids, decreased the postnatal survival of rat pups. Decreased survival to day 4 was observed in the F<sub>1a</sub> pups (first litter) of rats exposed to 50 or 250 mg/kg/day and F<sub>1b</sub> pups (second litter) of rats exposed to 5 or 50 mg/kg/day (but not to 250 mg/kg/day). The number of live offspring at weaning was also diminished in the F<sub>1a</sub> pups in 50 and 250 mg/kg/day groups and F<sub>2</sub> pups of the 250 mg/kg/day group. In an attempt to determine if the reduced survival was due to *in utero* effects, the F<sub>1b</sub> pups of the 250 mg/kg/day pups were cross-fostered with control pups. Reduced survival at day 4 and weaning was observed in the control pups raised by the high-dose rats. Decreased body weight gains were observed in the F<sub>0</sub> dams (parental) exposed to 250 mg/kg/day and F<sub>1</sub> dams exposed to 50 and 250 mg/kg/day. Effects on control pups, potentially exposed via treated dams are equivocal. Although survival was reduced, the cause is not clear (Healy et al. 1991).



## 2. HEALTH EFFECTS

Additionally, no changes were seen in the type or incidence of developmental anomalies observed in the pups of male and female rats that had been orally exposed to triphenyl phosphate, another component of some organophosphate ester hydraulic fluids at doses  $\leq 690$  mg/kg/day for 91 days, including through mating and gestation (Welsh et al. 1987).

***Polyalphaolefin Hydraulic Fluids.*** No studies were located regarding developmental effects in humans or animals after inhalation, oral, or dermal exposure to polyalphaolefin hydraulic fluids.

### **Genotoxic Effects.**

***Mineral Oil Hydraulic Fluids.*** No studies were located regarding genotoxic effects in humans or animals after inhalation, oral, or dermal exposure to mineral oil hydraulic fluids. No information was located regarding the genotoxicity of mineral oil hydraulic fluids in *in vitro* assays.

***Organophosphate Ester Hydraulic Fluids.*** No studies were located regarding genotoxic effects in humans after inhalation, oral, or dermal exposure to organophosphate ester hydraulic fluids.

No studies were located regarding genotoxic effects in animals after inhalation or dermal exposure to organophosphate ester hydraulic fluids. However, the incidence of nuclear anomalies in bone marrow interphase cells was significantly increased in Chinese hamsters gavaged on 2 consecutive days with 2,500 and 5,000 mg/kg/day of Reofos 50 (Ciba-Geigy 1984a), but not in those dosed with 1,250 mg/kg/day.

Oral doses of  $\leq 5,000$  mg/kg Reofos 50 or Reolube HYD46 to male and female Chinese hamsters did not induce significant increases in sister chromatid exchanges in bone marrow cells (Ciba-Geigy 1983b, 1984b).

No results indicating genotoxicity were observed in *in vitro* studies that examined six organophosphate ester hydraulic fluids for gene mutation, deoxyribonucleic acid (DNA) damage, or chromosomal aberrations in eukaryotes (see summarized data in Table 2-1 1).

No mutagenic activity was observed in Ames assays of the prokaryote *Salmonella typhimurium* either with or without activation systems when exposed to concentrations of Durad 550B  $\leq 10,000$  mg/plate (FMC 1992b), Reofos 95 at concentrations  $\leq 162$   $\mu$ g/plate (Ciba-Geigy 1978a), Reofos 50 at concentrations  $\leq 162$   $\mu$ g/plate (Ciba-Geigy 1978b), or Reolube HYD46 at concentrations  $\leq 5,120$   $\mu$ g/plate (Ciba-Geigy

**Table 2-11. Genotoxicity of Organophosphate Ester Hydraulic Fluids *In Vitro***

Species (test system)	End point	Results		Reference	Compound
		With activation	Without activation		
Prokaryotic organisms:					
<i>Salmonella typhimurium</i> (Ames assay)	Gene mutation	–	–	FMC 1992b	Durad 550B
<i>S. typhimurium</i> (Ames assay)	Gene mutation	–	–	Ciba-Geigy 1978a	Reofos 95
<i>S. typhimurium</i> (Ames assay)	Gene mutation	–	–	Ciba-Geigy 1983a	Reolube HYD 46
<i>S. typhimurium</i> (Ames assay)	Gene mutation	–	–	Ciba-Geigy 1978b	Reofos 50
<i>S. typhimurium</i> (Ames assay)	Gene mutation	–	–	NTP 1994	Tricresyl phosphate
Eukaryotic organisms:					
Mammalian cells:					
Rat hepatocytes (DNA-repair Assay)	DNA damage	No data	–	Ciba-Geigy 1984c	Reolube HYD 46
Rat hepatocytes (DNA-repair Assay)	DNA damage	No data	–	Ciba-Geigy 1984d	Reofos 50
Chinese hamster CHO cells	Chromosomal aberrations	–	–	Monsanto 1988a	Skydrol 500 B-4
Chinese hamster CHO cells	Chromosomal aberrations	–	–	Monsanto 1988b	Skydrol LD-4
Chinese hamster CHO cells	Chromosomal aberrations	–	–	NTP 1994	Tricresyl phosphate

– = negative result; CHO = Chinese hamster ovary; DNA = deoxyribonucleic acid

## 2. HEALTH EFFECTS

1983a). Tricresyl phosphate, a component of some hydraulic fluids, was not mutagenic in *S. typhimurium* strains TA100, TA1535, TA1537, or TA98 (NTP 1994) (see Table 2-1 1).

DNA-repair assays of rat hepatocytes treated with Reolube HYD46 at concentrations < 150 nL/mL (Ciba-Geigy 1984c) or Reofos 50 at concentrations  $\leq 75$  nL/mL (Ciba-Geigy 1984d) were negative. Assays that examined Chinese hamster ovary cells for chromosomal aberrations (with or without activation systems) were negative after *in vitro* exposure to Skydrol 500B-4 or Skydrol LD-4 at concentrations  $\leq 95$   $\mu$ g/mL (Monsanto 1988a, 1988b). Tricresyl phosphate did not induce chromosomal aberrations or sister chromatid exchanges in Chinese hamster ovary cells (NTP 1994).

The studies indicate low genotoxic potential in five of six organophosphate ester hydraulic fluids, and the data that suggest genotoxic potential in Reofos 50 appear to be equivocal. The incidence of nuclear anomalies was reportedly increased in bone marrow interphase cells of Chinese hamsters after acute oral exposure to Reofos 50 (Ciba-Geigy 1984a). However, the incidence of sister chromatid exchanges in bone marrow cells of Chinese hamsters after oral exposure to the same oral dose levels of Reofos 50 ( $\leq 5,000$  mg/kg by gavage) did not differ from the incidence observed in controls (Ciba-Geigy 1984b). The negative *in vitro* genotoxicity results of an Ames assay with *S. typhimurium* (Ciba-Geigy 1978b) and a DNA-repair assay with rat hepatocytes (Ciba-Geigy 1984d) further suggest that Reofos 50 is a very weak genotoxin if it is genotoxic at all.

***Polyalphaolefin Hydraulic Fluids.*** No studies were located regarding genotoxic effects in humans or animals after inhalation, oral, or dermal exposure to polyalphaolefin hydraulic fluids. No information was located regarding the genotoxicity of polyalphaolefin hydraulic fluids in *in vitro* assays.

**Cancer.** The Department of Health and Human Services (DHHS), the International Agency for Research on Cancer (IARC), and EPA have not classified mineral oil hydraulic fluids, polyalphaolefin hydraulic fluids, and organophosphate ester hydraulic fluids for carcinogenic effects.

***Mineral Oil Hydraulic Fluids.*** No associations between occupational exposure to mineral oil hydraulic fluids and cancer occurrence in particular organs were found in a case-control study of cancer patients after adjustment for gasoline exposure (Siemiatycki et al. 1987a). No other studies were located regarding cancer in humans or animals after inhalation, oral, or dermal exposure to mineral oil hydraulic fluids. The available animal and human data are inadequate to ascertain the human carcinogenicity of mineral oil hydraulic fluids.

## 2. HEALTH EFFECTS

There is evidence, as reviewed by IARC (1984), that certain types of mineral oils are carcinogenic in animals and other mineral oils are not carcinogenic. The carcinogenic activity of mineral oils is thought to be dependent upon the initial processing of the crude petroleum and the nature and concentration of additives. Thus, highly refined oils like white mineral oil do not appear to be carcinogenic, but carcinogenic responses have been observed in animals exposed to untreated vacuum distillates of petroleum and mildly solventrefined or mildly hydro treated oils (IARC 1984). In addition, carcinogenic responses have been observed in animals exposed to used gasoline engine oils (IARC 1984). The available data for mineral oils as a class are not adequate to predict whether a particular mineral oil hydraulic fluid will be carcinogenic because of the dependence of carcinogenic activity upon quality of the oil, the presence of additives, and potentially, the conditions of use (IARC 1984).

***Organophosphate Ester Hydraulic Fluids.*** No studies were located regarding cancer in humans or animals after inhalation, oral, or dermal exposure to organophosphate ester hydraulic fluids. In 2-year feed studies, carcinogenic responses to tricresyl phosphate, a common fire-retardant, organophosphate ester hydraulic fluid additive, were not found in male or female Fischer 344 rats exposed to daily doses  $\leq 20$  mg/kg/day or in male or female B6C3F<sub>1</sub> mice at doses  $\leq 45$  mg/kg/day (NTP 1994). Dietary administration of tributyl phosphate was associated with transitional and squamous cell carcinomas of the bladder in rats after 2 years of exposure at 143.3 mg/kg/day (FMC 1994a). An increased incidence of hepatocellular adenomas in the liver was observed in mice after dietary administration of 455 mg/kg/day tributyl phosphate for 18 months (FMC 1994b).

***Polyalphaolefin Hydraulic Fluids.*** No studies were located regarding cancer in humans or animals after inhalation, oral, or dermal exposure to polyalphaolefin hydraulic fluids.

### 2.6 BIOMARKERS OF EXPOSURE AND EFFECT

Biomarkers are broadly defined as indicators signaling events in biologic systems or samples. They have been classified as markers of exposure, markers of effect, and markers of susceptibility (NAS/NRC 1989).

Due to a nascent understanding of the use and interpretation of biomarkers, implementation of biomarkers as tools of exposure in the general population is very limited. A biomarker of exposure is a xenobiotic substance or its metabolite(s), or the product of an interaction between a xenobiotic agent and some target molecule(s) or cell(s) that is measured within a compartment of an organism (NRC 1989). The preferred

## 2. HEALTH EFFECTS

biomarkers of exposure are generally the substance itself or substance-specific metabolites in readily obtainable body fluid(s) or excreta. However, several factors can confound the use and interpretation of biomarkers of exposure. The body burden of a substance may be the result of exposures from more than one source. The substance being measured may be a metabolite of another xenobiotic substance (e.g., high urinary levels of phenol can result from exposure to several different aromatic compounds). Depending on the properties of the substance (e.g., biologic half-life) and environmental conditions (e.g., duration and route of exposure), the substance and all of its metabolites may have left the body by the time samples can be taken. It may be difficult to identify individuals exposed to hazardous substances that are commonly found in body tissues and fluids (e.g., essential mineral nutrients such as copper, zinc, and selenium). Biomarkers of exposure to hydraulic fluids are discussed in Section 2.6.1. Biomarkers of effect are defined as any measurable biochemical, physiologic, or other alteration within an organism that, depending on magnitude, can be recognized as an established or potential health impairment or disease (NAS/NRC 1989). This definition encompasses biochemical or cellular signals of tissue dysfunction (e.g., increased liver enzyme activity or pathologic changes in female genital epithelial cells), as well as physiologic signs of dysfunction such as increased blood pressure or decreased lung capacity. Note that these markers are not often substance specific. They also may not be directly adverse, but can indicate potential health impairment (e.g., DNA adducts). Biomarkers of effects caused by hydraulic fluids are discussed in Section 2.6.2.

A biomarker of susceptibility is an indicator of an inherent or acquired limitation of an organism's ability to respond to the challenge of exposure to a specific xenobiotic substance. It can be an intrinsic genetic or other characteristic or a preexisting disease that results in an increase in absorbed dose, a decrease in the biologically effective dose, or a target tissue response. If biomarkers of susceptibility exist, they are discussed in Section 2.8, Populations That Are Unusually Susceptible.

### 2.6.1 Biomarkers Used to Identify or Quantify Exposure to Hydraulic Fluids

**Mineral Oil Hydraulic Fluid.** Limited studies were located that suggest biomarkers of exposure to mineral oil hydraulic fluids. No data that indicate quantitative or qualitative biomarkers of exposure to mineral oil hydraulic fluid were located. Mineral oil (hydrocarbons containing  $\approx 15$ -30 carbon atoms per molecule) is a major component that is common to all mineral oil hydraulic fluids. Following exposure to food-grade mineral oil, most of the administered radioactivity was excreted in the feces as mineral oil (Ebert

## 2. HEALTH EFFECTS

et al. 1966). Although the presence of mineral oil is a biomarker of exposure to mineral oil hydraulic fluids, it is also a biomarker of exposure to other readily available products that contain mineral oils.

**Organophosphate Ester Hydraulic Fluid.** Analyses of blood or urine for the presence of organophosphates or their metabolites can be valuable in confirming exposure to organophosphate ester hydraulic fluids; however, sample collections must be completed during or shortly after exposure unless exposure levels are very high. Urinary excretion of metabolites can be completed within a few days of exposure, depending on the level of exposure.

The inhibition of two cholinesterase activities in blood can also be used to confirm exposure to certain organophosphate ester compounds. Red blood cell acetylcholinesterase is the same cholinesterase found in the gray matter of the central nervous system and motor endplates of sympathetic ganglia. Synonyms for this enzyme include specific cholinesterase, true cholinesterase, and E-type cholinesterase. Plasma cholinesterase is a distinct enzyme found in intestinal mucosa, liver, plasma, and white matter of the central nervous system. Synonyms for this enzyme include nonspecific cholinesterase, pseudocholinesterase, butyrylcholinesterase, and S-type cholinesterase (Evans 1986). Nonspecific cholinesterase is thought to be a very poor indicator of neurotoxic effects.

A third enzyme may have limited potential as a measure of exposure. Neurotoxic esterase, also known as neuropathy target esterase (NTE), is inhibited by certain organophosphate esters. When brain NTE is inhibited above 70% for acute or possibly as low as 50% for repeated exposures, there is a consensus that delayed neuropathy is likely. NTE also is found in lymphocytes and platelets (Lotti et al. 1984). The measurement of lymphocytic NTE or platelet NTE has been proposed as a surrogate for brain NTE (Lotti et al. 1984; Maroni and Bleeker 1986). Monitoring lymphocyte NTE in agricultural workers exposed to organophosphate insecticides for inhibition of lymphocyte NTE, however, has not been widely employed because of a number of practical limitations, including the instability of the enzyme in blood and the possibility that lymphocyte proliferation, in response to infection, may influence activity measurements (Mutch et al. 1992).

Measurement of inhibition of blood cholinesterases requires estimation of baseline values because “normal” values vary widely among individuals due to genetic, age, sex, and disease-related variance (Coye et al. 1986; Shanor et al. 1961). In the absence of baseline values for an individual, a consistent increase in activity with time after cessation of exposure can be used to confirm exposure (Evans et al. 1986). Plasma cholinesterase

## 2. HEALTH EFFECTS

activity is more labile than red blood cell acetylcholinesterase, can be depressed by hepatic disease, infection, alcohol consumption, and pregnancy, and is often more sensitive to inhibition by organophosphates than is acetylcholinesterase (Trundle and Morcial 1988). Plasma cholinesterase is produced in the liver and can be rapidly regenerated. Red blood cell acetylcholinesterase activity can be depressed by hemolytic anemia. It should be noted that organophosphate insecticides and carbamate insecticides inhibit both types of blood cholinesterase. Thus, inhibition of red cell cholinesterase alone is not sufficiently diagnostic to ascertain exposure to organophosphate ester hydraulic fluids, per se.

Decreased levels of erythrocyte acetylcholinesterase and/or plasma butyrylcholinesterase, brain neurotoxic esterase, or clinical signs of cholinesterase inhibition have been observed in animals exposed to Cellulube 220 (Carpenter et al. 1956; Dollahite and Pierce 1969), Skydrol500B-4 (Healy et al. 1992; Monsanto 1987d), Skydrol LD-4 (Monsanto 1987c), Fyrquel EHC (Stauffer Chemical Co. 1981), Fyrquel220 (Gaworski et al. 1986; Kinkead et al. 1992a), Fyrquel 150 (Beck et al. 1977), Durad MP280 (Gaworski et al. 1986; Kinkead et al. 1992d), and Durad 125 (FMC 1991). There are insufficient data to establish an exposure-response relationship for cholinesterase inhibition for the individual hydraulic fluids in this class.

**Polyalphaolefin Hydraulic Fluid.** Data were insufficient to indicate biomarkers of exposure to polyalphaolefin hydraulic fluids.

### 2.6.2 Biomarkers Used to Characterize Effects Caused by Hydraulic Fluids

**Mineral Oil Hydraulic Fluid.** Data were insufficient to indicate biomarkers of effects caused by mineral oil hydraulic fluids.

**Organophosphate Ester Hydraulic Fluid.** The most widely examined target of organophosphate ester hydraulic fluids is the nervous system. Two types of neurological effects have been observed following exposure to certain organophosphate ester hydraulic fluids: cholinergic symptoms associated with acetylcholinesterase inhibition and delayed neuropathy (OPIDN).

Inhibition of cholinesterase activity in red blood cells (erythrocyte acetylcholinesterase) provides a biomarker for cholinergic toxic effects caused by organophosphate esters in hydraulic fluids. As stated previously, baseline levels of this enzyme for an individual must be known in order to use inhibition as a biomarker of effect because “normal” values vary widely among humans (Coye et al. 1986; Evans 1986). Cholinesterase

## 2. HEALTH EFFECTS

activities in agricultural workers chronically exposed to organophosphate and carbamate insecticides are routinely monitored in the United States to prevent development of cholinergic toxic effects. In general, the inhibition of erythrocyte acetylcholinesterase has been shown to correlate with the appearance of cholinergic symptoms such as salivation, diarrhea, altered heart rate and rhythm, respiratory depression, dizziness, and confusion (Coye et al. 1986). However, the rate of decline in enzyme activity is taken as a better indicator of the development of overt effects than is the absolute level of inhibition. Cholinergic symptoms may not develop in chronically exposed workers with 70-80% inhibition, but may develop in individuals without prior exposure after sudden exposure and a rapid decrease in cholinesterase activities of <30% (Coye et al. 1986). Inhibition of red blood cell acetylcholinesterase is generally taken to be a better indicator of effect than plasma cholinesterase, because acetylcholinesterase is the same enzyme as that found in nervous tissue, and inhibition of plasma cholinesterase sometimes has not correlated with the appearance of cholinergic symptoms (Coye et al. 1986; Peedicayil et al. 1991).

Cholinergic effects have been observed in animals exposed to Cellulube 220 (Carpenter et al. 1956; Dollahite and Pierce 1969), Skydrol 500B-4 (Healy et al. 1992; Monsanto 1987d), Skydrol LD-4 (Monsanto 1987c), Fyrquel EHC (Stauffer Chemical Co. 1981), Fyrquel220 (Gaworski et al. 1986; Kinkead et al. 1992a), Fyrquel 150 (Beck et al. 1977), Durad MP280 (Gaworski et al. 1986; Kinkead et al. 1992d), and Durad 125 (FMC 1991). In many cases, whole blood cholinesterase activity was measured instead of erythrocyte acetylcholinesterase in these studies. Thus, there are insufficient data to establish a relationship between severity of effects and percent inhibition of blood cholinesterase activity for the organophosphate ester hydraulic fluids. In other words, plasma cholinesterase inhibition is a biomarker of exposure, but not of effect.

Organophosphate-induced delayed neurotoxicity (OPIDN) is a slowly developing axonal degeneration and demyelination in central and peripheral nerve tissues. The initial symptoms occur 8-14 days or longer after exposure to organophosphate (Ecobichon 1991; Johnson 1975; Murphy 1986) and can occur after a single exposure. Inhibition of brain neurotoxic esterase (NTE) has been proposed as a biomarker for OPIDN (Ecobichon 1991). The measurement of lymphocytic NTE or platelet NTE has been proposed as a surrogate for brain NTE (Lotti et al. 1984; Maroni and Bleeker 1986). Monitoring lymphocyte NTE in agricultural workers exposed to organophosphate insecticides for inhibition of lymphocyte NTE, however, has not been widely employed because of a number of practical limitations, including the instability of the enzyme in blood and the possibility that lymphocyte proliferation, in response to infection, may influence activity measurements (Mutch et al. 1992). Acetylcholinesterase in nerve tissue is not thought to be directly involved in OPIDN because of a lack of correlation between acetylcholinesterase inhibition and potency as a OPIDN



## 2. HEALTH EFFECTS

agent (Johnson 1975, 1990; Murphy 1986). OPIDN has been observed in animals exposed to unspecified triaryl phosphate hydraulic fluid (Siegel et al. 1965), Cellulube 220 (Carpenter et al. 1959; Dollahite and Pierce 1969), Fyrquel EHC (Mortensen and Ladefoged 1992; Stauffer 1980), Durad MP280 (Gaworski et al. 1986), and Reofos 65 (Mortensen and Ladefoged 1992).

**Polyalphaolefin Hydraulic Fluid.** Data were insufficient to indicate biomarkers of exposure to polyalphaolefin hydraulic fluids.

For more information on biomarkers for renal and hepatic effects of chemicals see ATSDRKDC Subcommittee Report on Biological Indicators of Organ Damage (1990) and for information on biomarkers for neurological effects see OTA (1990).

### 2.7 INTERACTIONS WITH OTHER CHEMICALS

No studies were located regarding interactions of mineral oil hydraulic fluids, organophosphate ester hydraulic fluids, or polyalphaolefin hydraulic fluids with other substances.

However, there are some data on interactions of phosphate esters with other compounds. Cocaine undergoes metabolism by three major routes; one of these routes involves hydrolysis by liver and plasma cholinesterases to form ecgonine methyl ester. It has been suggested that cocaine users with serious complications tend to have lower plasma cholinesterase levels. Thus, it is possible that individuals with decreased plasma cholinesterase levels (such as resulting from organophosphate ester exposure) may be highly sensitive to cocaine (Cregler and Mark 1986; Hoffman et al. 1992). However, there are no experimental data to support this hypothesis.

A potentiation of neuropathy has been observed in studies involving administration of *n*-hexane or methyl *n*-butyl ketone with *O*-ethyl-*O*-4-nitrophenyl phenylphosphonothioate (EPN) (Abou-Donia 1983; Abou-Donia et al. 1985). Administration of each compound individually resulted in peripheral neuropathy. The peripheral neuropathy observed when *n*-hexane or methyl *n*-butyl ketone was administered simultaneously with EPN was more severe and had an earlier onset (Abou-Donia et al. 1985). The potential interactive effect of multiple exposures to different organophosphorus pesticides on delayed neuropathy has not been characterized (Chemiack 1988).

## 2. HEALTH EFFECTS

### 2.8 POPULATIONS THAT ARE UNUSUALLY SUSCEPTIBLE

A susceptible population will exhibit a different or enhanced response to hydraulic fluids than will most persons exposed to the same level of hydraulic fluids in the environment. Reasons may include genetic makeup, developmental stage, age, health and nutritional status (including dietary habits that may increase susceptibility, such as inconsistent diets or nutritional deficiencies), and substance exposure history (including smoking). These parameters may result in decreased function of the detoxification and excretory processes (mainly hepatic, renal, and respiratory) or the pre-existing compromised function of target organs (including effects on clearance rates and any resulting end-product metabolites). For these reasons we expect the elderly with declining organ function and the youngest of the population with immature and developing organs will generally be more vulnerable to toxic substances than healthy adults. Populations who are at greater risk due to their unusually high exposure are discussed in Section 5.6, Populations With Potentially High Exposure.

No information was located regarding populations that may be unusually susceptible to toxic effects produced by mineral oil hydraulic fluids or polyalphaolefin hydraulic fluids.

Incomplete development of acetylcholinesterase systems and an immature liver may make infants (under 6 months) unusually susceptible to the cholinergic symptoms of organophosphate ester hydraulic fluids (Echobichon 1991; Evans 1986). This is supported by the Beck et al. (1977) study in cows (2 calves and >20 adults). A single oral exposure to Fyrquel 150 resulted in severe cholinergic effects, and the calves died after 13 days. Cows administered the same dose of Fyrquel exhibited equally severe cholinergic symptoms; however, the symptoms began to abate within 2 days, and lethality was not observed. Although the young appear to be more susceptible to the cholinergic symptoms of phosphate esters, they may be less sensitive to the delayed neuropathy (Abou-Donia and Lapadula 1990). Studies in chickens and rats have shown that neuropathic sensitivity gradually increases with age (Abou-Donia and Lapadula 1990; Johnson and Barnes 1970).

People with impaired liver function would be unusually susceptible to organophosphate ester exposure because of an impaired ability to metabolize organophosphate esters absorbed by the body. This population would primarily be composed of people suffering from liver diseases. Some groups have lower levels of plasma cholinesterase than the general population and are more susceptible to drugs such as succinylcholine which are metabolized by this enzyme. Some organophosphate esters can bind stoichiometrically to this

## 2. HEALTH EFFECTS

enzyme and inhibit its activity, possibly reducing plasma cholinesterase activity to a level where administration of succinylcholine would be dangerous. Low plasma cholinesterase levels have been seen in individuals with inherited abnormally low cholinesterase levels, long-distance runners, women during early pregnancy or using birth control pills, and individuals with advanced liver disease, chronic alcoholism, or malnutrition (Echobichon 1991; Evans 1986).

### 2.9 METHODS FOR REDUCING TOXIC EFFECTS

This section will describe clinical practice and research concerning methods for reducing toxic effects of exposure to hydraulic fluids. However, because some of the treatments discussed may be experimental and unproven, this section should not be used as a guide for treatment of exposures to hydraulic fluids. When specific exposures have occurred, poison control centers and medical toxicologists should be consulted for medical advice.

Studies designed to examine methods for reducing toxic effects of mineral oil, organophosphate ester, and polyalphaolefin hydraulic fluids in humans or animals were not located. Most hydraulic fluids are mixtures comprised of major and minor components whose presence may or may not be public information. Adverse health effects from exposure to mixtures can be caused by potent components which may represent only minor portions of the whole mixture and whose presence may not be common knowledge. This section discusses available information on methods for reducing toxic effects of major components of these classes of hydraulic fluids or of materials that may be expected to display similar toxicity and/or toxicokinetic properties. It should be noted that methods for reducing the toxic effects of the major component of the hydraulic fluid may not prevent the manifestations of toxic effects because the toxicity of the hydraulic fluid may be due to a minor component (such as organophosphate ester additives in mineral oil hydraulic fluids). Because the composition of a particular hydraulic fluid may vary greatly from other hydraulic fluids in the same class, it is suggested that health professionals attempt to obtain a label containing a list of all components of the hydraulic fluid of concern. Mineral oil hydraulic fluids frequently have organophosphate ester additives, so that in some cases-particularly in interfering with mechanism of action-the same strategies as for organophosphate esters might be applicable.

## 2. HEALTH EFFECTS

### 2.9.1 Reducing Peak Absorption Following Exposure

**Mineral Oil Hydraulic Fluids.** Mineral oil hydraulic fluids are expected to be poorly absorbed by the gastrointestinal tract (see Section 2.3). Although specific recommendations for treatment of acute intoxication from ingested mineral oil hydraulic fluids were not located, the removal of ingested petroleum-derived hydrocarbons by intubation with a cuffed endotracheal tube followed by lavage has been suggested for cases where the patient is unconscious (Klein and Simon 1986). Warnings against the induction of vomiting have been made, because of the hazard of aspiration of the ingested fluids (Eade et al. 1974; Klein and Simon 1986). Food-grade or medicinal mineral oil (containing mostly aliphatic hydrocarbons) has cathartic properties (Brunton 1985). Administration of other cathartic agents (i.e., sorbitol) may result in a faster excretion rate, thus reducing gastrointestinal effects that may result from mineral oil hydraulic fluids passing through the gastrointestinal tract.

There is no available information on absorption of mineral oil hydraulic fluids following inhalation or dermal absorption. There are data suggesting that mineral oil aerosols are cleared from the lungs via alveolar macrophages. No specific methods to reduce absorption of dermally applied or inhaled mineral oil hydraulic fluids were located, but it is expected that removal of contaminated clothing and multiple washings of contaminated skin would reduce the dermal absorption of these materials.

**Organophosphate Ester Hydraulic Fluids.** Major components of organophosphate ester hydraulic fluids such as tricresyl phosphate isomers, isopropylated phenyl phosphates, and tributyl phosphate are readily absorbed through the gastrointestinal tract. These phosphate esters are slowly absorbed by the skin. No data on the absorption of inhaled tricresyl phosphate, isopropylated phenyl phosphate, or tributyl phosphate were located. No specific methods were located to reduce absorption of inhaled, ingested, or dermally applied organophosphate ester hydraulic fluids. Recommendations for the clinical treatment of organophosphorus insecticide poisonings, however, are likely applicable to poisonings with organophosphate ester hydraulic fluids. Recommended decontamination procedures to reduce absorption have included removal of contaminated clothing, washing of skin with alkaline soap that will remove and hydrolyze the-phosphate ester, washing of eyes with water or saline, and lavage of the stomach (Murphy 1986).

**Polyalphaolefin Hydraulic Fluids.** There is no information on the absorption of polyalphaolefin hydraulic fluids. Based on the physicochemical similarities between polyalphaolefins and mineral oils, it is likely that gastrointestinal absorption will be limited. No specific methods were located to reduce absorption of inhaled,

## 2. HEALTH EFFECTS

ingested, or dermally applied polyalphaolefin hydraulic fluids. Because certain polyalphaolefins are irritants following inhalation and dermal exposure (Kinkead et al. 1987b, 1992b; MacEwen and Vemot 1983) and the hazard of aspiration of the ingested fluids, it is questionable whether the induction of vomiting upon ingestion should be recommended as a method to reduce absorption. As with mineral oil hydraulic fluids, it is expected that removal of contaminated clothing and multiple washings of contaminated skin would reduce the dermal absorption of polyalphaolefin hydraulic fluids.

### 2.9.2 Reducing Body Burden

No specific methods were located to reduce the body burden of absorbed mineral oil hydraulic fluids, organophosphate ester hydraulic fluids, or polyalphaolefin hydraulic fluids.

Absorbed hydrocarbons from mineral oil are likely to be preferentially distributed to the liver and fatty tissues and slowly metabolized to various types of lipids. Polyalphaolefins are expected to be similarly distributed and retained based on the similarities of the physical and chemical properties of polyalphaolefins and mineral oil.

Tricresyl phosphate isomers, a major component of some organophosphate ester hydraulic fluids, are widely distributed throughout the body with preferential uptake in fatty tissues, liver, and kidneys. The isomers are readily cleared without displaying a tendency to accumulate in tissues.

### 2.9.3 Interfering with the Mechanism of Action for Toxic Effects

***Mineral Oil Hydraulic Fluids.*** No specific methods were located for interfering with the mechanism of action for toxic effects produced by mineral oil hydraulic fluids. Unstable alveoli and distal airways have been proposed as major factors in the respiratory symptoms that occur after the ingestion of other petroleum-derived materials. Continuous positive airway pressure or continuous negative chest wall pressure, as well as the application of supplemental oxygen, have been recommended to counteract the resultant pneumonitis (Eade et al. 1974; Klein and Simon 1986).

***Organophosphate Ester Hydraulic Fluids.*** Recommended procedures for interfering with the cholinergic toxic effects produced by organophosphorus insecticide poisonings are likely applicable to poisoning with organophosphate ester hydraulic fluids. Recommended treatments have included various regimens of

## 2. HEALTH EFFECTS

artificial respiration (if needed), atropine intravenous administration (to control muscarinic responses), and 2-pyridine aldoxime methiodide intravenous administration (to accelerate reactivation of phosphorylated acetylcholinesterase) (Ecobichon 1991; Murphy 1986). Administration of 2-pyridine aldoxime methiodide should be accomplished as soon as possible, but within 48 hours of organophosphate exposure (Ecobichon 1991). After this time, the phosphorylated acetylcholinesterase may become “aged” (i.e., irreversibly phosphorylated), and thus impossible to reactivate. The interference of the cholinergic toxicity of organophosphate esters is not necessarily expected to interfere with the development of organophosphate-induced delayed neurotoxicity (Ecobichon 1991). No methods to interfere with the development of OPIDN were located. It should be noted, however, that by the time symptoms of OPIDN appear, organophosphorus compounds and metabolites may have been cleared from the body (see Section 2.3).

Use of the muscle relaxant succinylcholine, which is metabolized by plasma cholinesterase, is contraindicated in cases of organophosphate poisoning (Giurini et al. 1986).

***Polyalphaolefin Hydraulic Fluids.*** No specific methods were located for interfering with the mechanism of action for toxic effects produced by polyalphaolefin hydraulic fluids.

### 2.10 ADEQUACY OF THE DATABASE

Section 104(I)(5) of CERCLA, as amended, directs the Administrator of ATSDR (in consultation with the Administrator of EPA and agencies and programs of the Public Health Service) to assess whether adequate information on the health effects of hydraulic fluids is available. Where adequate information is not available, ATSDR, in conjunction with the National Toxicology Program (NTP), is required to assure the initiation of a program of research designed to determine the health effects (and techniques for developing methods to determine such health effects) of hydraulic fluids.

The following categories of possible data needs have been identified by a joint team of scientists from ATSDR, NTP, and EPA. They are defined as substance-specific informational needs that if met would reduce the uncertainties of human health assessment. This definition should not be interpreted to mean that all data needs discussed in this section must be filled. In the future, the identified data needs will be evaluated and prioritized, and a substance-specific research agenda will be proposed.

## 2. HEALTH EFFECTS

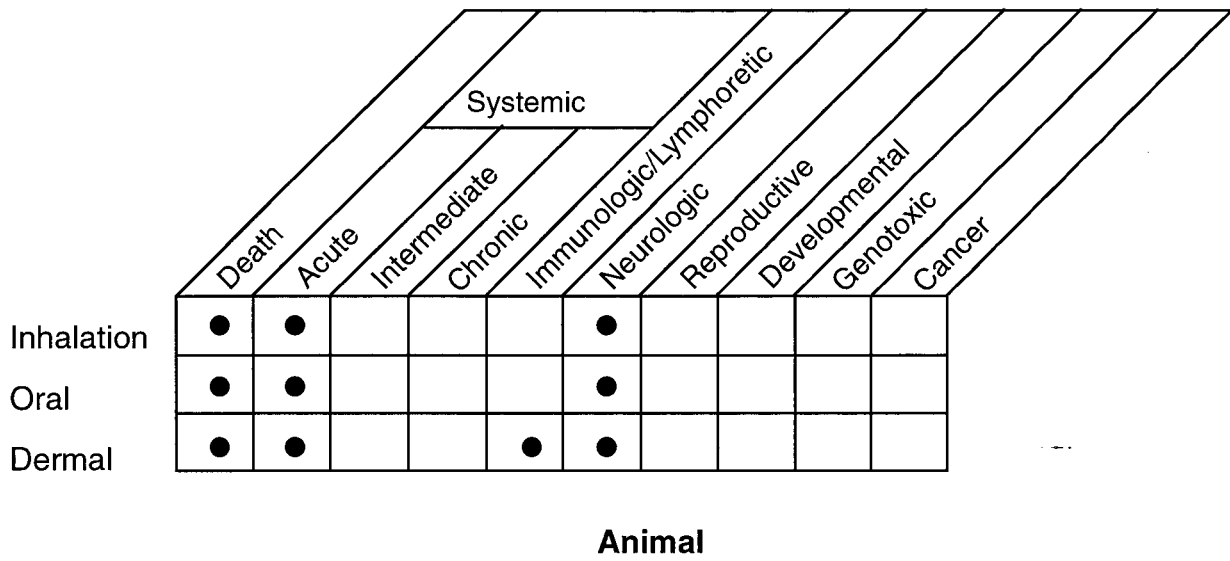
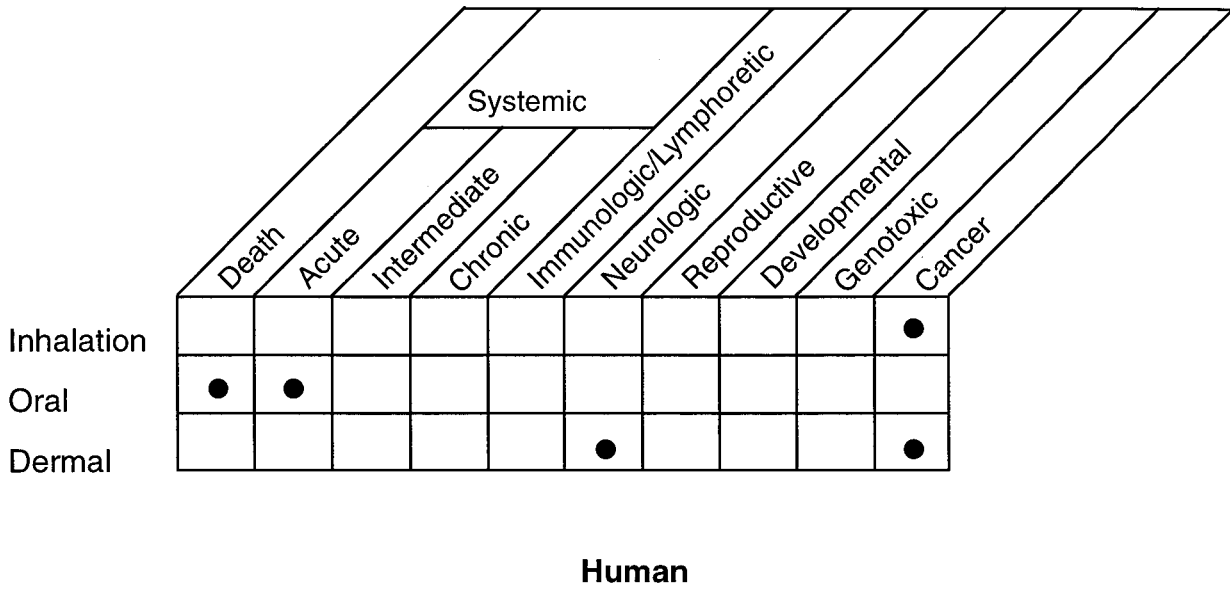
### 2.10.1 Existing Information on Health Effects of Hydraulic Fluids

The existing data on health effects of inhalation, oral, and dermal exposure of humans and animals from hydraulic fluids are summarized in Figures 2-8, 2-9, and 2-10. The purpose of these figures is to illustrate the existing information concerning the health effects of hydraulic fluids. Each dot in the figure indicates that one or more studies provide information associated with that particular effect. The dot does not necessarily imply anything about the quality of the study or studies, nor should missing information in this figure be interpreted as a “data need.” A data need, as defined in ATSDR’s *Decision Guide for Identifying Substance-Specific Data Needs Related to Toxicological Profiles* (ATSDR 1989), is substance-specific information necessary to conduct comprehensive public health assessments. Generally, ATSDR defines a data gap more broadly as any substance-specific information missing from the scientific literature.

**Mineral Oil Hydraulic Fluids.** There is limited information on the toxicity of mineral oil hydraulic fluids in humans. A single case report of a child accidentally ingesting a single dose of automotive transmission fluid provides limited information on death and systemic effects. A case-control study provides some information on the carcinogenicity of mineral oil hydraulic fluids. The study population was exposed via inhalation and dermal routes. An occupational exposure study provides information on neurotoxicity following chronic dermal exposure. Information on the toxicity of mineral oil hydraulic fluids is limited to a series of inhalation, oral, and dermal acute-duration exposures. These studies provide information on death, systemic effects, and neurotoxicity by inhalation, oral, and dermal routes, and immunotoxicity following dermal exposure.

**Organophosphate Ester Hydraulic Fluids.** Information on human toxicity of organophosphate ester hydraulic fluids is very limited. Accidental poisonings (oral exposure) account for the majority of studies, though occupational exposure and dermal exposure is also reported. In animals, a number of organophosphate ester hydraulic fluids have been studied following inhalation exposure. These inhalation studies provide information on death, acute and intermediate systemic effects, possible information on immunotoxicity, neurotoxicity, and reproductive toxicity. Information on death, acute-, intermediate-, and chronic-duration systemic effects, immunological and lymphoreticular toxicity, neurotoxicity, reproductive toxicity, developmental toxicity, genotoxicity and cancer is available from oral exposure studies. Dermal exposure studies provide information on death, acute- and intermediate-duration systemic effects, immunotoxicity, neurotoxicity, reproductive toxicity, and developmental toxicity.

**Figure 2-8. Existing Information on Health Effects of Mineral Oil Hydraulic Fluids**



● Existing Studies



**Figure 2-9. Existing Information on Health Effects of Organophosphate Ester Hydraulic Fluids**

	Systemic									
	Death	Acute	Intermediate	Chronic	Immunologic/Lymphoretic	Neurologic	Reproductive	Developmental	Genotoxic	Cancer
Inhalation			●		●					
Oral		●			●					
Dermal			●		●	●				

**Human**

	Systemic									
	Death	Acute	Intermediate	Chronic	Immunologic/Lymphoretic	Neurologic	Reproductive	Developmental	Genotoxic	Cancer
Inhalation	●	●	●		●	●	●			
Oral	●	●	●	●	●	●	●	●	●	●
Dermal	●	●	●		●	●	●			

**Animal**

● Existing Studies

**Figure 2-10. Existing Information on Health Effects of Polyalphaolefin Hydraulic Fluids**

	Systemic									
	Death	Acute	Intermediate	Chronic	Immunologic/Lymphoretic	Neurologic	Reproductive	Developmental	Genotoxic	Cancer
Inhalation										
Oral										
Dermal										

**Human**

	Systemic									
	Death	Acute	Intermediate	Chronic	Immunologic/Lymphoretic	Neurologic	Reproductive	Developmental	Genotoxic	Cancer
Inhalation	●	●				●				
Oral	●	●	●		●	●				
Dermal	●	●			●	●				

**Animal**

● Existing Studies

## 2. HEALTH EFFECTS

No information was located on the toxicity of organophosphate ester hydraulic fluid breakdown products. Since these products may occur in the environment after disposal of organophosphate ester hydraulic fluids, this represents a potential data need in all categories.

**Polyalphaolefin Hydraulic Fluids.** No information on the toxicity of polyalphaolefin hydraulic fluids to humans was located.

A series of acute- and intermediate-duration inhalation, oral, and dermal exposure studies in animals provide information on death, systemic effects, neurological effects, and immunotoxicity following exposure to polyalphaolefin hydraulic fluids.

### 2.10.2 Identification of Data Needs

#### **Acute-Duration Exposure.**

**Mineral Oil Hydraulic Fluids.** There is limited information on the acute toxicity of mineral oil hydraulic fluids to humans. A single case report of a child accidentally ingesting automotive transmission fluid reported respiratory and gastrointestinal effects (Perrot and Palmer 1992).

There is also limited animal data. A series of acute inhalation, oral, and dermal lethality studies monitored death and body weight gain in rats exposed to Sunsafe F, Quintolubric 9583OW, Houghto-Safe 5047F, or Pyroguard A-443 mineral oil hydraulic fluids (Kinkead et al. 1988, 1989a) or mineral oil hydraulic fluids meeting military specifications of MIL-H-5606 (Kinkead et al. 1985). The dermal and ocular irritancy of these fluids has also been tested (Kinkead et al. 1985, 1988, 1989a). These lethality studies are not adequate for the derivation of acute inhalation or oral MRLs. No acute-duration studies performing complete histopathological examinations or repeated exposure studies that identify target organs were located. These studies would be useful in determining the health risks of individuals acutely exposed to mineral oil hydraulic fluids.

**Organophosphate Ester Hydraulic Fluids.** Human studies of exposure to organophosphates are primarily those of acute, accidental poisonings with tricresyl phosphate (Goldstein et al. 1988; Senayanake and Jeyaratnam 1981; Srivastava et al. 1990).

## 2. HEALTH EFFECTS

In rats, studies of the acute toxicity of inhaled Durad MP280 and Fyrquel 220 (Gaworski et al. 1986), examined respiratory, hepatic, and renal end points and found no effects. In rabbits, acute inhalation exposure to Cellulube 220 caused respiratory and gastrointestinal problems (Carpenter et al. 1959). Mice and rabbits exhibited acute neurotoxicity with exposure to triphenyl phosphate and Cellulube 220 (Carpenter et al. 1959; Sutton et al. 1960). Acute-duration oral exposure studies were located for rats, mice, guinea pigs, rabbits, hens, goats, and cows exposed to Durad 220B (FMC 1990a), Durad 550B (FMC 1992a), Durad 110 (FMC 1990a), Durad 300 (FMC 1990a), Cellulube 220 (Dollahite and Pierce 1969; Carpenter et al. 1959), Reofos 65 (Mortensen and Ladefoged 1992), Pydraul 50E (Ciba-Geigy 1973), Fyrquel EHC (Mortensen and Ladefoged 1992), Fyrquel 220 (FMC 1977a), Skydrol 500B-4 (Monsanto 1987d), Skydrol LD-4 (Monsanto 1987c), Fyrquel 150 (Beck et al. 1977), ethylhexyldiphenyl phosphate (Noda et al. 1984), butylated triphenyl phosphate (Latendresse et al. 1994), dibutylphenyl phosphate (Carrington et al. 1989), isopropyltriphenyl phosphate (Sprague et al. 1984), Santicizer 141048 (Robinson et al. 1986), tributoxyethyl phosphate (Carrington et al. 1989), triphenyl phosphate (Sutton et al. 1960), and tributyl phosphate (Healy et al. 1995; Johannsen et al. 1977).

Neurotoxic end points, especially acetylcholinesterase and related enzymes, were the most heavily studied, but other studies have expanded the toxicity literature to include developmental, immunological, and systemic effects. The acute dermal toxicity of Fyrquel 220 and Durad MP280 (Gaworski et al. 1986; Kinkead et al. 1992a, 1992d, 1992e), Durad 220B, Durad 110, and Durad 300 (FMC 1990a), Durad 125 (FMC 1991b), cyclotriphosphazene (Kinkead et al. 1992c; MacEwen and Vemot 1985), and Durad 550B (FMC 1992c) has been tested in rats and rabbits. These studies were designed to examine dermal and/or ocular irritancy or to assess neurotoxicity. Because the inhalation and oral exposure studies examined a limited number of end points, MRLs could not be derived. EPA has been negotiating an Enforceable Consent Agreement with the manufacturers of aryl phosphates and in reviewing the needs for testing, acute testing is not identified (EPA 1994).

***Polyalphaolefin Hydraulic Fluids.*** No acute exposure human studies were located.

There is limited information on the acute toxicity of polyalphaolefin hydraulic fluids to animals. Several single 4-hour exposure studies identified the respiratory tract as a target of toxicity following exposure to polyalphaolefin hydraulic fluids designated as B85-174 (Kinkead et al. 1987b), MIL-H-83282LT (Kinkead et al. 1992b), or DTNSRDC N501 (MacEwen and Vemot 1983). Acute inhalation, oral, and dermal lethality studies on polyalphaolefin hydraulic fluids designated as DTNSRDC N448, N501, N5 17, N5 18, N525, or

## 2. HEALTH EFFECTS

N527 (MacEwen and Vemot 1983) or a polyalphaolefin hydraulic fluid meeting military specifications of MIL-H-83282 (Kinkead et al. 1985) provide evidence that polyalphaolefin hydraulic fluids were not very lethal and did not affect body weight gain. Dermal and ocular irritancy were also assessed using polyalphaolefin hydraulic fluids designated as DTNSRDC N448, N501, N5 17, N5 18, N525, or N527 (MacEwen and Vemot 1983), MIL-H-83282LT (Kinkead et al. 1992b), B85-174 (Kinkead et al. 1987b), or meeting military specifications of MIL-H-83282 (Kinkead et al. 1985). The DTNSRDC N501 was a mild skin irritant and MIL-H-83282LT was a eye irritant. Based on these animal data, the targets of toxicity of polyalphaolefin hydraulic fluids cannot be identified. Repeated exposure and studies conducting complete histological examinations would be useful in assessing the risk of individuals exposed to polyalphaolefin hydraulic fluids for acute durations.

### **Intermediate-Duration Exposure.**

***Mineral Oil Hydraulic Fluids.*** No intermediate exposure human studies were located.

Two studies on intermediate-duration exposure to mineral oil hydraulic fluids are available: a single oral exposure rat study to MIL-H-5606 (Mattie et al. 1993), and an inhalation-exposure study in rats to Houghto-Safe 5047F (Kinkead et al. 1991). Because no other intermediate-duration studies were located, no inhalation or oral intermediate MRLs were derived. Inhalation, oral, and dermal systemic toxicity studies examining a number of end points would be useful in identifying the targets of toxicity of mineral oil hydraulic fluids.

***Organophosphate Ester Hydraulic Fluids.*** Four human exposure studies were located. In one study, no change in hematological parameters was observed in workers dermally exposed to organophosphate ester hydraulic fluids for an intermediate duration (Baldrige et al. 1959). The application of patches containing Skydrol500B-4 resulted in erythema in individuals exposed for an intermediate duration (Monsanto 1980). A woman developed an allergic reaction to triphenyl phosphate found in the frames of her glasses (Carlson et al. 1986) and a man also became hypersensitive to organophosphates found in a glue he was using (Camaras and Serra-Baldrich 1992).

The toxicity of inhaled triaryl phosphates (triaryl phosphate-mixture), Fyrquel 220, Durad MP280, and cyclotriphosphazene has been well studied in rats, rabbits, and hamsters. These studies suggest that Fyrquel 220 (Gaworski et al. 1986; MacEwen and Vemot 1983), Durad MP280 (Gaworski et al. 1986; MacEwen and Vemot 1983), cyclotriphosphazene (Kinkead et al. 1989a, 1990), and Cellulube 220 (Carpenter et al.

## 2. HEALTH EFFECTS

1959; Siegel et al. 1965) are not potent systemic toxicants. No further inhalation exposure studies are needed for these organophosphate ester hydraulic fluids. Although there is a reasonable body of data for intermediate oral exposure to organophosphate esters, EPA and the aryl phosphate industry are planning additional testing (EPA 1994). The National Toxicology study, published in 1994, has helped to define oral, systemic end points for exposure to tricresyl phosphate. Adrenal, liver and body weight changes are reported in rats and mice. Endocrine effects are further delineated for rats exposed to TCP and butylated triphenyl phosphate (Latendresse et al. 1994a, 1994b; Oishi et al. 1982). Following exposure to low doses of Pydraul 90E, no evidence of systemic toxicity was observed in rats (Monsanto 1979) and no changes in body weight gain were observed in hens exposed to Durad 110 (FMC 1986). As a broad range of systemic end points become defined, it would be useful to have additional testing of systemic effects. A number of studies on organophosphorus ester hydraulic fluids suggest that neurological effects may be the most sensitive end point of toxicity. Because of limitations in the neurotoxicity database, inhalation and oral intermediate-duration MRLs were not derived. Information is available on the intermediate-duration dermal toxicity in rabbits of cyclotriphosphazene (Kinkead et al. 1989c, 1990), Fyrquel220 (MacEwen and Vemot 1983), and Cellulube 220 (Carpenter et al. 1959). No further systemic toxicity studies on the dermal toxicity of cyclotriphosphazene and Fyrquel 220 are needed. (Cellulube 220 is no longer in production.) Studies on other organophosphate ester hydraulic fluid components might be useful for assessing the potential for human toxicity following intermediate-duration exposure.

***Polyalphaolefin Hydraulic Fluids.*** No intermediate exposure human studies were located.

Information on polyalphaolefin hydraulic fluids is limited to a single study in rats orally exposed to MIL-H-83282 and MIL-H-83282LT (Mattie et al. 1993). Intermediate-duration inhalation or oral MRLs could not be derived based on a single study. Significant toxicity was not observed. Systemic toxicity studies in which animals were exposed via inhalation and dermal routes would be useful in identifying the end points of toxicity for humans living at or near hazardous waste sites and exposed for intermediate-durations.

### **Chronic-Duration Exposure and Cancer.**

***Mineral Oil Hydraulic Fluids.*** No human or animal studies involving inhalation, oral, or dermal chronic-duration exposure were located. Because no chronic-duration studies were located, no inhalation or oral chronic MRLs were derived. Inhalation, oral, and dermal systemic toxicity studies examining a number of end points would be useful in identifying the targets of toxicity of mineral oil hydraulic fluids.

## 2. HEALTH EFFECTS

One human carcinogenicity exposure study was located. This study did not find convincing associations between exposure to hydraulic fluid and the incidence of cancer at a specific site (Siemiatycki et al. 1987a). As discussed in Section 2.2.1.8, there are a number of limitations to this study. An animal carcinogenicity study or well-controlled cohort retrospective or prospective study would be useful for determining the carcinogenic potential of mineral oil hydraulic fluids.

***Organophosphate Ester Hydraulic Fluids.*** No chronic exposure human studies were located.

Chronic animal studies of organophosphates are few in number, but those that do exist provide a useful base from which to draw toxicological insight. In rats and mice exposed orally to tricresyl phosphate for 2 years, endocrine effects were found in a dose-response pattern and hepatic effects were found. Ovarian interstitial hyperplasia was also observed but was not dose related. No chronic-duration MRLs could be derived because of the limited number of studies. Tricresyl phosphate, a component of certain hydraulic fluids, produced no evidence of carcinogenic activity in assays with rats and mice (NTP 1994). However, another component, tributyl phosphate, was associated with an increased incidence of bladder tumors in rats and mice (FMC 1994a, 1994b).

***Polyalphaolefin Hydraulic Fluids.*** Because no chronic-duration human or animal inhalation, oral, or dermal exposure studies using polyalphaolefin hydraulic fluids were located, chronic-duration inhalation or oral MRLs could not be derived. Systemic toxicity studies in which animals were exposed via inhalation, oral, and dermal routes would be useful in identifying the end points of toxicity for humans living at or near hazardous waste sites and exposed for chronic durations. Further carcinogenicity studies on individual organophosphate ester components of hydraulic fluids may be useful.

No information on the carcinogenic potential of polyalphaolefin hydraulic fluids was located. Studies designed to assess carcinogenicity in animals exposed via inhalation, oral, and dermal routes or a well controlled cohort retrospective or prospective study would be useful for determining the carcinogenic potential of polyalphaolefin hydraulic fluids.

### **Genotoxicity.**

***Mineral Oil Hydraulic Fluids and Polyalphaolefin Hydraulic Fluids.*** No studies were located regarding genotoxicity after inhalation, oral, or dermal exposure to mineral oil hydraulic fluids or polyalphaolefin.

## 2. HEALTH EFFECTS

hydraulic fluids. No studies were located regarding genotoxicity of mineral oil hydraulic fluids or polyalphaolefin hydraulic fluids in *in vitro* assays. Studies that address the genotoxicity of members of these classes of hydraulic fluids would be helpful.

***Organophosphate Ester Hydraulic Fluids.*** *In vivo* genotoxicity assays have been conducted for two organophosphate ester hydraulic fluids. Results have generally been negative. The *in vivo* genotoxicity of Reofos 50 and Reolube HYD46 has been tested in Chinese hamsters (Ciba-Geigy 1983b, 1984a, 1984b). Durad 550B (FMC 1992b), Reofos 95 (Ciba-Geigy 1978a), Reolube HYD46 (Ciba-Geigy 1983a, 1984a), Reofos 50 (Ciba-Geigy 1978b, 1984b), Skydrol500B-4 (Monsanto 1988a), and Skydrol LD-4 (Monsanto 1988b) have been tested for *in vitro* genotoxicity using gene mutation, DNA damage, and/or chromosomal aberrations. In EPA's Notice of Proposed Test Rule for aryl phosphates there is no mention of genotoxic testing (EPA 1992), nor is there an identified need for genotoxic testing in the 1994 EPA Testing Consent Order (EPA 1994).

### **Reproductive Toxicity.**

***Mineral Oil Hydraulic Fluids and Polyalphaolefin Hydraulic Fluids.*** No studies were located regarding reproductive toxicity after exposure by any route to mineral oil or polyalphaolefin hydraulic fluids.

***Organophosphate Ester Hydraulic Fluids.*** Rats and mice were tested with oral exposure to certain components of organophosphate ester hydraulic fluids, generally for subchronic periods, and effects were reported for both males and females. Females showed ovarian interstitial hypertrophy, increased ovarian weights, and decreased fertility after exposure to tricresyl phosphate (Latendresse et al. 1994a, 1994b; NTP 1994). Males exhibited abnormal sperm, necrosis of seminiferous tubules, and reduced testes weights after exposure to tricresyl phosphate (Carlton et al. 1987; Latendresse et al. 1994a, 1994b; NTP 1994). Reproductive toxicity is an area of concern, and further reproductive toxicity testing on individual components of organophosphate ester hydraulic fluids would be useful.

### **Developmental Toxicity.**

***Mineral Oil Hydraulic Fluids and Polyalphaolefin Hydraulic Fluids.*** The developmental toxicity data base is generally inadequate. No studies were located regarding developmental toxicity after exposure by any route to mineral oil hydraulic fluids or polyalphaolefin hydraulic fluids.



## 2. HEALTH EFFECTS

***Organophosphate Ester Hydraulic Fluids.*** No studies concerning developmental effects of organophosphate ester hydraulic fluids in humans were located; among the limited number of studies that report organophosphate ester developmental toxicity are reports of reduced litter size, pup survivability and pup weights in rats with tricresyl phosphate and dibutyl phenyl phosphate (Carlton et al. 1987; Healy et al. 1991). Teratogenicity was not observed. The database also has two observations of developmental effects in cows that were probably environmentally exposed to organophosphate ester hydraulic fluids (Beck et al. 1977; Julian et al. 1976). Further developmental toxicity testing may be warranted.

### **Immunotoxicity.**

***Mineral Oil Hydraulic Fluids.*** No information was located regarding immunological effects in humans after inhalation, oral, or dermal exposure to mineral oil hydraulic fluids. Data from animal testing of limited immunological end points suggest that the immunological system may not be a sensitive target for certain mineral oil hydraulic fluids. In guinea pig skin sensitization assays, four of five tested mineral oil hydraulic fluids were inactive as skin sensitization agents, and the remaining fluid only showed weak activity (Kinkead et al. 1985, 1987a, 1988). Testing of other mineral oil hydraulic fluids using an immunological test battery in animals by several routes of exposure would help to determine if the immunologic system is a target of mineral oil hydraulic fluids.

***Organophosphate Ester Hydraulic Fluids.*** No dermal sensitization reactions were observed in a study of human subjects exposed dermally to Skydrol 500B-4 (Monsanto 1980) or in a study of guinea pigs exposed to a cyclotriphosphazene-based hydraulic fluid (Kinkead et al. 1992c; MacEwen and Vemot 1985). Two case reports indicate dermal sensitization from eyeglass frames and glue (Carlsen et al. 1986; Camarasa and Serra-Baldrich 1992). No histological alterations were observed in the thymus of rats exposed to aerosols of cyclotriphosphazene for 21 days (Kinkead et al. 1989a, 1990). Thymus weight decreases (both absolute and relative to body weight) were observed, without histological alterations, in rabbits exposed dermally to cyclotriphosphazene (Kinkead et al. 1989c, 1990). Additional testing of other organophosphate ester hydraulic fluids would provide support for the hypothesis suggested by the limited available data that skin sensitization may not be a concern with dermal exposure to organophosphate ester hydraulic fluids. Testing of other organophosphate ester hydraulic fluids for additional immunological end points in animals would help to determine if the immunologic system is a target of these materials.

## 2. HEALTH EFFECTS

***Polyalphaolefin Hydraulic Fluids.*** No data were located regarding immunological effects in humans after exposure to polyalphaolefin hydraulic fluids. Results from guinea pig skin sensitization assays indicated that two of nine tested polyalphaolefin hydraulic fluids were skin sensitizers (Kinkead et al. 1985, 1992b; MacEwen and Vemot 1983). Data from oral administration is limited to histological examination of immunological tissues where no effect was found (Mattie et al. 1993). Examination of additional immunological end points in animals after oral, inhalation, and dermal exposure to polyalphaolefin hydraulic fluids would help to determine the likelihood of immunologic effects occurring in humans exposed to environmental media contaminated with these materials.

### **Neurotoxicity.**

***Mineral Oil Hydraulic Fluids.*** Reports of neurological effects in humans or animals are restricted to a single case report of neuropathy in a man who was heavily exposed to mineral oil hydraulic fluids by occupational dermal contact (Jarvholm et al. 1986) and a report of subtle electromyographical effects in four of eight examined men who were less heavily exposed by occupational dermal contact (Jkvholm et al. 1986). However, an association between human exposure to mineral oil hydraulic fluids and neurological effects is uncertain, due to the lack of corroborative case reports and epidemiological data and the lack of studies demonstrating neurological effects in animals after exposure to mineral oil hydraulic fluids. The presence of organophosphate ester additives in many mineral oil hydraulic fluids raises some concern regarding neurotoxicity, but levels of these additives are normally low. Acute inhalation, oral or dermal testing of additional fluids for organophosphate-induced delayed neuropathy (OPJDN) in sensitive species (e.g., cats or chickens) may provide useful information to ascertain the neurological hazard presented by mineral oil hydraulic fluids. No information was located regarding neurological effects in humans or animals after intermediate to chronic exposure to mineral oil hydraulic fluids.

***Organophosphate Ester Hydraulic Fluids.*** Neurotoxicity is a concern from acute dermal, inhalation, or oral exposure to organophosphate ester hydraulic fluids because of the well-established susceptibility of humans to the cholinergic and delayed neuropathic properties of certain organophosphate ester compounds such as TOCP. Sufficient acute oral testing of organophosphate hydraulic fluids in chickens has been conducted to conclude that there is a wide range in the ability of organophosphate ester fluids to produce adverse neurological effects. Certain fluids (e.g., Durad 220B and Durad 125), however, have not been tested for neurotoxicity in sensitive animal species. Acute testing of these additional organophosphate hydraulic fluids for neurotoxicity in chickens will provide useful information regarding their potential to produce acute

## 2. HEALTH EFFECTS

neurological effects. Dermal or inhalation testing in cats (another sensitive species to OPIDN) may provide additional information regarding the hazard from these expected routes of certain occupational exposures. It is unknown if long-term, low-dose exposures to organophosphate ester hydraulic fluids will produce neurological effects. Experiments with hens, however, suggested that with longer exposure periods, lower doses of Durad 110 produced increased incidences of ataxia and nerve damage. A LOAEL of 1,333 mg/kg/day was observed with a 2%/day oral exposure, compared with a LOAEL of 90 mg/kg/day with 90 days of exposure (FMC 1986). Additional animal experiments with other organophosphate ester hydraulic fluids are needed to assess the neurological hazard presented by intermediate to chronic exposure.

***Polyalphaolefin Hydraulic Fluids.*** Several polyalphaolefin hydraulic fluids have been tested for clinical signs of OPIDN in chickens after acute gavage exposure, but adverse effects were not seen (Kinkead et al. 1985, 1992b). As with mineral oil hydraulic fluids, the possible presence of organophosphate ester additives in these fluids may raise some concern regarding neurotoxicity, but levels would normally be expected to be low. Acute oral or dermal testing of additional fluids for OPIDN in sensitive species may be useful to further ascertain the neurological hazard presented by polyalphaolefin hydraulic fluids. No information was located regarding neurological effects in humans or animals after intermediate to chronic exposure to polyalphaolefin hydraulic fluids.

### **Epidemiological and Human Dosimetry Studies.**

***Mineral Oil Hydraulic Fluids.*** Two human studies involving exposure to mineral oil hydraulic fluids were located. One was a case report of a child who accidentally ingested a lethal dose of automotive transmission fluid (Perrot and Palmer 1992). The other is an occupational exposure in which workers were dermally exposed to mineral oil hydraulic fluids (Jarvholm et al. 1986). Both of these studies are limited because only a small number of end points were examined and there is no accurate reporting of dose levels. Because mineral oil hydraulic fluids are widely used, the potential for human exposure is great. The identified human studies and the animal studies did not identify the primary target of toxicity for mineral oil hydraulic fluids. Epidemiology studies of workers (including auto mechanics exposed to transmission fluids) exposed to mineral oil hydraulic fluids would be useful in identifying targets of toxicity.

***Organophosphate Ester Hydraulic Fluids.*** Two human exposure studies were identified. In these studies, individuals were dermally exposed to organophosphate ester hydraulic fluids for an intermediate duration (Baldrige et al. 1959; Monsanto 1980). In the Baldrige et al. (1959) study, no hematological or

## 2. HEALTH EFFECTS

neurological effects were observed. The Monsanto (1980) study was designed to assess dermal irritation and sensitization. Organophosphate ester hydraulic fluids are fire-resistant hydraulic fluids used in the hydraulic systems of aircraft; thus, there is a potential for occupational exposure. The animal data suggest that the most sensitive target of toxicity is the neurological system. Studies designed to monitor acetylcholinesterase inhibition, particularly in the workplace, would be useful in establishing dose-response relationships.

***Polyalphaolefin Hydraulic Fluids.*** No human studies for polyalphaolefin hydraulic fluids were located. Polyalphaolefin hydraulic fluids are used in U.S. military aircraft hydraulic systems; thus, there is a potential for occupational exposure. Animal studies were insufficient for determining the primary targets of toxicity. Epidemiology studies examining a number of end points would be useful for identifying targets of toxicity.

### **Biomarkers of Exposure and Effect.**

#### ***Exposure.***

***Mineral Oil Hydraulic Fluids and Polyalphaolefin Hydraulic Fluids.*** The data bases regarding the toxicity of mineral oil and polyalphaolefin hydraulic fluids are very limited. Further toxicity testing may elucidate biomarkers of exposure for these classes of hydraulic fluids.

***Organophosphate Ester Hydraulic Fluids.*** Interpretation of the biomarkers of exposure to organophosphate ester hydraulic fluids is complicated by the diversity of composition among the hydraulic fluids in this class. Erythrocyte acetylcholinesterase activity is a good biomarker of exposure to certain organophosphates (e.g., insecticides), but results are inconsistent with organophosphate components of hydraulic fluids. A biomarker of exposure to any component of a hydraulic fluid would serve as a biomarker of exposure to the hydraulic fluid itself.

#### ***Effect.***

***Mineral Oil Hydraulic Fluids and Polyalphaolefin Hydraulic Fluids.*** The data bases of the toxicity of mineral oil and polyalphaolefin hydraulic fluids are very limited. Further toxicity testing may elucidate biomarkers of effect for these classes of hydraulic fluids.

## 2. HEALTH EFFECTS

**Organophosphate Ester Hydraulic Fluids.** The biomarkers of effects after exposure to organophosphate ester hydraulic fluids are well established in cases of delayed neuropathy (clinical signs of peripheral neuropathy). Further study would be helpful to determine whether certain effects (such as diarrhea after oral exposure) are due to direct action of the toxic agent on the target organ or to inhibition of acetylcholinesterase at the acetylcholine nerve receptor site on the organ.

**Absorption, Distribution, Metabolism, and Excretion.** The toxicokinetics database is inadequate. Very limited data were located regarding relative rates of absorption, distribution, metabolism, and excretion after exposure to mineral oil hydraulic fluids, organophosphate ester hydraulic fluids, or polyalphaolefin hydraulic fluids. The extent of located pertinent data is: a study describing the *in vivo* absorption and excretion of cyclotriphosphazene (rates were not quantified), the *in vivo* metabolism of Reolube HYD46 to cyclic and mono-hydroxylated metabolites (rate was not quantified), and observations concerning the *in vitro* absorption of components of Reolube HYD46 and Reofos 50 (Yang et al. 1990). There are data on the toxicokinetics of some of the major components of these classes of hydraulic fluids. Data on these components does not obviate the need for data on the hydraulic fluids, per se, because many of the fluids are complex mixtures of chemicals that may include some components which may not share toxicokinetic properties with the major components. No data were located regarding differences in absorption, distribution, metabolism, or excretion with respect to time or dose.

**Comparative Toxicokinetics.** The toxicokinetics database is wholly inadequate with respect to comparing toxicokinetics across species, largely because of the dearth of baseline data regarding absorption, distribution, metabolism, and excretion in any species after exposure to mineral oil hydraulic fluids, organophosphate ester hydraulic fluids, or polyalphaolefin hydraulic fluids. Also, no studies were located on the toxicokinetic properties of hydraulic fluids in humans.

### **Methods for Reducing Toxic Effects.**

**Mineral Oil Hydraulic Fluids.** Aside from the possibility of the development of pneumonitis following the aspiration of ingested mineral oil hydraulic fluid, little is known regarding the toxicity of these materials. Additional animal studies to identify the possible toxic effects of exposure to these materials may provide information relevant to the investigation of methods for reducing the toxic effects.

## 2. HEALTH EFFECTS

***Organophosphate Ester Hydraulic Fluids.*** There are no established methods for reducing absorption of organophosphate esters. Studies in animals designed to identify agents that could inhibit or delay the absorption of organophosphate esters may provide valuable information for the preventive treatment of acute neurotoxic effects produced by some organophosphate ester hydraulic fluids. The mechanism of the acute cholinergic toxicity of organophosphorus esters is well known, as are methods to interfere with it. Identification of chemicals that reactivate “irreversibly” inhibited acetylcholinesterase would be valuable in the treatment of acute poisoning by organophosphorus esters. In contrast, the mechanism of OPIDN is poorly understood. Additional studies on the mechanism of OPIDN may provide information relevant to the identification of chemicals that interfere with a requisite step in its development.

***Polyalphaolefin Hydraulic Fluids.*** Aside from the acute lethality of inhalation exposure to certain polyalphaolefin hydraulic fluids, little is known regarding the toxic effects produced by these materials. Additional animal studies to identify the possible toxic effects of exposure to these materials may provide information relevant to the investigation of methods for reducing the toxic effects.

### 2.10.3 Ongoing Studies

Dr. D.R. Mattie and colleagues at the Wright-Patterson Air Force Base Armstrong Laboratory are involved in ongoing evaluations of the comparative toxicity of various hydraulic fluids used by the U.S. Air Force. Results from subchronic toxicity studies with rats orally exposed to mineral oil and polyalphaolefin hydraulic fluids are being prepared for publication. Under the Toxic Substances Control Act, EPA and aryl phosphate industry representatives are negotiating a test program to cover toxicological gaps in our present knowledge and potential environmental exposure to aryl phosphates. The EPA has published a proposed test rule (EPA 1992b) for testing aryl phosphate base stocks. The proposed tests include: chronic exposure neurotoxicity in the hen, two-generation reproduction and fertility effects, subchronic mammalian toxicity, and developmental toxicity. Since this proposed rule was published in January 1992, the comment period has closed, and EPA is considering what stocks to test, what tests to proceed with, and how to implement any testing program.

### 3. CHEMICAL AND PHYSICAL INFORMATION

#### 3.1 Chemical Identity

Information regarding the chemical identity of hydraulic fluid products is located in Table 3-1. This table contains information representative of three types of hydraulic fluids: mineral oil, organophosphate ester, and polyalphaolefin.

Early fluid power systems used water as the hydraulic medium. Because of its corrosive effect on the metallic parts and lack of lubricity, water was replaced by petroleum-based oil. The petroleum-based fluids discussed in this profile are mineral oil and water-in-oil emulsion fluids. Water-in-oil emulsions consist of 35-40% water,  $\leq 60\%$  mineral oil, and emulsifiers and additives. The water is dispersed in fine droplets in the oil phase. However, these fluids containing oil are readily ignited (NFPA 1991). Some water-in-oil emulsion hydraulic fluids contain ethylene glycol; however, ethylene glycol represents  $\leq 10\%$  of the total volume of water-in-oil emulsion hydraulic fluids. The carbon number range in mineral oil hydraulic fluids will vary depending on the application, but probably is in the range of  $C_{15}$  to  $C_{50}$  (IARC 1984). The hydrocarbon components of mineral oil (and ethylene glycol) are used in numerous other applications, so the presence of these components in the environment cannot be uniquely associated with mineral oil-based hydraulic fluid use.

Most mineral oil hydraulic fluids are made from dewaxed paraffin-based crude oils that are blended with additives to impart appropriate properties for the specific use (Newton 1989; Papay 1989, 1991; Wills 1980). The types of additives, which are summarized below, are quite numerous and in some cases (Mattie et al. 1993) may contain organophosphate esters. These additives include extreme pressure additives, which help prevent surface damage under severe loading (organic sulfur-, phosphorus-, and chlorine-containing compounds); anti-wear additives, which prevent wearing under light loads (fatty acids and derivatives, organophosphate esters); corrosion inhibitors, which prevent corrosion by oxygen and water (fatty acids, sulfonates, and salts of fatty acids); oxidation inhibitors, which inhibit oxidation of the hydraulic fluid (phenols, amines, and sulfides); defoamers, which prevent foam formation (silicone oils); viscosity index improvers, which reduce the dependence of viscosity on temperature (polyalphaolefins, polymethacrylates, and polyalkylstyrenes); pour point depressants, which lower the pour point temperature (polymethacrylates and condensation products); demulsifiers, which allow separation of oil and water (ionogenic and nonionogenic polar compounds); and dispersants, which prevent unwanted deposits (sulfonates and amides) (Moller 1989).

**Table 3-1. Chemical Identity of Hydraulic Fluid Products**

Characteristic	Houghto-Safe 5047F <sup>a</sup>	Pyroguard A-433 <sup>b</sup>	Quintolubric 95830W <sup>b</sup>
Class	Water-in-oil	Water-in-oil	Water-in-oil
Product description	No data	No data	No data
Registered trade name(s)	Houghto-Safe 5047F	Pyroguard A-433	Quintolubric 95830W
Components	Mineral oil (30–60%); ethylene glycol (1–10%); remainder water	Mineral oil (60%); water (40%)	Mineral oil (60%); water (40%)
Identification numbers:			
CAS registry	No data	No data	No data
NIOSH RTECS	No data	No data	No data
EPA hazardous waste	No data	No data	No data
OHM/TADS	No data	No data	No data
DOT/UN/NA/IMCO shipping	No data	No data	No data
HSDB	No data	No data	No data
NCI	No data	No data	No data
Characteristic	Sunsafe F <sup>a</sup>	Cellulube 220 <sup>c</sup>	Durad 110 <sup>d</sup>
Class	Water-in-oil	Phosphate ester	Phosphate ester
Product description	No data	Triaryl phosphate	Isopropylated triphenyl phosphate mixture
Registered trade name(s)	Sunsafe F	Cellulube 220*	Durad 110
Components	Mineral oil (60%); water (40%); <2% ethylene glycol	Triphenyl phosphate; tricresyl phosphates, trixylenyl phosphates; trialkyl phenyl phosphates	Isopropylated triphenyl phosphate; triphenyl phosphate
Identification numbers:			
CAS registry	No data	No data	No data
NIOSH RTECS	No data	No data	No data
EPA hazardous waste	No data	No data	No data
OHM/TADS	No data	No data	No data
DOT/UN/NA/IMCO shipping	No data	No data	Not applicable
HSDB	No data	No data	No data
NCI	No data	No data	No data



Table 3-1. Chemical Identity of Hydraulic Fluid Products (continued)

Characteristic	Durad 125 <sup>e</sup> (additive)	Durad 220 <sup>f</sup> (additive)	Durad 220B <sup>g</sup>
Class	Phosphate ester	Phosphate ester	Phosphate ester
Product description	Tricresyl phosphate	Isopropylphenyl phosphate	t-Butylphenyl diphenyl phosphate mixture
Registered trade name(s)	Durad 125	Durad 220	Durad 220B; MIL-H-19457C <sup>x</sup>
Components	Tricresyl phosphates; currently less than 1% total <i>ortho</i> isomer, no detectable tri- <i>ortho</i> -cresyl phosphate	Isopropylphenyl phosphate blend	t-Butylphenyl phenyl phosphate; triphenyl phosphate
Identification numbers:			
CAS registry	No data	No data	28777-70-0 <sup>w</sup>
NIOSH RTECS	No data	No data	TC8625000 <sup>x</sup>
EPA hazardous waste	No data	No data	No data
OHM/TADS	No data	No data	No data
DOT/UN/NA/IMCO shipping	No data	No data	Not applicable
HSDB	No data	No data	No data
NCI	No data	No data	No data
Characteristic	Durad 300 <sup>h</sup>	Durad 550B <sup>i</sup>	Durad MP280B <sup>l</sup> (hydraulic fluid) (now known as Reolube <sub>R</sub> )
Class	Phosphate ester	Phosphate ester	Phosphate ester
Product description	Isopropylated triphenyl phosphate mixture	t-Butylated triphenyl phosphate mixture	Mixed triaryl phosphate
Registered trade name(s)	Durad 300	Durad 550B	Durad MP280B (Reolube <sub>R</sub> )
Components	Isopropylated triphenyl phosphate; triphenyl phosphate (15%)	Not specified	t-butylphenyl phenyl phosphate, triphenyl phosphate; additives
Identification numbers:			
CAS registry	No data	No data	68937-40-6
NIOSH RTECS	No data	No data	No data
EPA hazardous waste	No data	No data	No data
OHM/TADS	No data	No data	No data
DOT/UN/NA/IMCO shipping	Not applicable	Not applicable	No data
HSDB	No data	No data	No data
NCI	No data	No data	No data

Table 3-1. Chemical Identity of Hydraulic Fluid Products (continued)

Characteristic	Fyrquel 150 <sup>k</sup>	Fyrquel 220 <sup>l</sup>	Fyrquel EHC <sup>m</sup>
Class	Phosphate ester mixture	Phosphate ester mixture	Phosphate ester mixture
Product description	Butylated triphenyl phosphate	Mixed triaryl phosphate	Mixed triaryl phosphate
Registered trade name(s)	Fyrquel 150	Fyrquel 220	Fyrquel EHC
Components	Butylated triphenyl phosphate ≈100%; triphenyl phosphate 15–20%	t-Butylphenyl diphenyl phosphate 35–40%; di(t-butylphenyl) phenyl phosphate 25–30%; triphenyl phosphate 15–20%; tri (p-t-butylphenyl) phosphate 6–10%; butylated triphenyl phosphate 6–10%	Mixed triaryl phosphate ≈50%; mixed xylenyl phosphate ≈ 50%; triphenyl phosphate ≈7–10%
Identification numbers:			
CAS registry	No data	55957-10-3 <sup>w</sup>	No data
NIOSH RTECS	No data	No data	No data
EPA hazardous waste	No data	No data	No data
OHM/TADS	No data	No data	No data
DOT/UN/NA/IMCO shipping	No data	No data	No data
HSDB	No data	No data	No data
NCI	No data	No data	No data
Characteristic	Hyjet IV <sup>n</sup>	Pydraul 29ELT <sup>o</sup>	Pydraul 50E <sup>o</sup>
Class	Organophosphate	Phosphate ester	Phosphate ester
Product description	Trialkyl phosphate	Mixed triaryl phosphate	Phosphate ester mixture
Registered trade name(s)	Hyjet IV	Pydraul 29ELT	Pydraul 50E
Components	Tributyl phosphate (79%); cycloaliphatic epoxide (2.0%) additives, including a triaryl phosphate (21.0%)	Mixture of 2-ethylhexyl diphenyl blend; p-t- butyl phenyl blend; triphenyl phosphate; di <sub>(7-9,11)</sub> phthalate blend; di-2-ethylhexyl phenyl phosphate	Nonylphenyl diphenyl phosphate (≈41%); cumylphenyl diphenyl phosphate (≈23%); triphenyl phosphate (≈36%) <sup>w</sup>
Identification numbers:			
CAS registry	No data	No data	66594-31-8 <sup>w</sup>
NIOSH RTECS	No data	No data	No data
EPA hazardous waste	No data	No data	No data
OHM/TADS	No data	No data	No data
DOT/UN/NA/IMCO shipping	UN3082	No data	Not applicable
HSDB	No data	No data	No data
NCI	No data	No data	No data

**Table 3-1. Chemical Identity of Hydraulic Fluid Products (continued)**

Characteristic	Pydraul 90E <sup>o</sup>	Reofos 50 <sup>p</sup>	Reofos 65 <sup>q</sup>	Reolube HYD46 <sup>r</sup>
Class	Phosphate ester	Phosphate ester	Phosphate ester	Phosphate ester blend
Product description	Mixed triaryl phosphate	Isopropylated triphenyl phosphate mixture	Isopropylated triphenyl phosphate mixture	Isopropylated triphenyl phosphate blend
Registered trade name(s)	Pydraul 90E	Reofos 50	Reofos 65	Reolube HYD46
Components	Mixture of nonylphenyl diphenyl phosphate; cumylphenyl phosphate; cumylphenyl diphenyl phosphate; triphenyl phosphate; performance additives—phosphate ester blends including CAS# 6630-28-3	Not specified	Mixture of triphenyl phosphate; o-isopropylphenyl diphenyl phosphate; bis(o-isopropylphenyl)phenyl phosphate; tris(o-isopropylphenyl)phosphate	Not specified
Identification numbers:				
CAS registry	No data	63848-94-2 <sup>w</sup>	No data	107028-44-4 <sup>w</sup>
NIOSH RTECS	No data	No data	No data	No data
EPA hazardous waste	No data	No data	No data	No data
OHM/TADS	No data	No data	No data	No data
DOT/UN/NA/IMCO shipping	No data	No data	No data	No data
HSDB	No data	No data	No data	No data
NCI	No data	No data	No data	No data

**Table 3-1. Chemical Identity of Hydraulic Fluid Products (continued)**

Characteristic	Skydrol 500B-4 <sup>a</sup>	Skydrol LD-4 <sup>l</sup>	Cyclotriphosphazene <sup>u</sup>	Polyalphaolefin
Class	Phosphate ester mixture	Phosphate ester mixture	Phosphazene ester	Polyalphaolefin
Product description			Cyclotriphosphazene	Hydrogenated oligomers of alphaolefins
Registered trade name(s)	Skydrol 500B, Skydrol 500B-4	Skydrol LD-4		See Table 3-2
Components	Skydrol 500B: tri-n-butyl-phosphate (65–75%); di-n-butyl phenyl phosphate (10–15%); n-butyl diphenyl phosphate (10–15%); Skydrol 500B-4 <sup>l</sup> : tributyl phosphate; dibutyl phenyl phosphate; butyl diphenyl phosphate	Skydrol LD: tri-n-butyl-phosphate <sup>v</sup> Skydrol LD-4: tributyl phosphate; dibutyl phenyl phosphate; 2,5-di-tert-butyl-p-cresol (minor component); butyl diphenyl phosphate	Dimers, trimers and tetramers of cyclotriphosphazene ester and 0.1% tolyltriazole  (P <sub>3</sub> N <sub>3</sub> ) <sub>n</sub>	Mixture of oligomers of linear alphaolefins having 6 or more carbon atoms <sup>v</sup>  (C=C –C –C –C –C–) <sub>n</sub>
Identification numbers:				
CAS registry	50815-84-4 <sup>w</sup>	55962-27-1 <sup>w</sup>	291-37-2	See Table 3-2
NIOSH RTECS	VX5500000 <sup>x</sup>	No data	No data	
EPA hazardous waste	No data	No data	No data	
OHM/TADS	No data	No data	No data	
DOT/UN/NA/IMCO shipping	Not applicable	Not applicable	No data	
HSDB	No data	No data	No data	
NCI	No data	No data	No data	

<sup>a</sup> Houghton 1992<sup>b</sup> Kinkead et al. 1987a<sup>c</sup> Carpenter et al. 1956, 1959\*<sup>d</sup> FMC 1991d<sup>e</sup> FMC 1992f<sup>f</sup> FMC 1994<sup>g</sup> FMC 1992e<sup>h</sup> FMC 1991c<sup>i</sup> FMC 1992c<sup>j</sup> FMC 1992d<sup>k</sup> Akzo 1989<sup>l</sup> Akzo 1992<sup>m</sup> Akzo 1991<sup>n</sup> Chevron 1994<sup>o</sup> Monsanto 1986b<sup>p</sup> FMC 1995<sup>q</sup> Mortensen and Ladefoged 1992<sup>r</sup> FMC 1990, 1995<sup>s</sup> Monsanto 1992a<sup>t</sup> Monsanto 1992b<sup>u</sup> Kinkead et al. 1992a<sup>v</sup> Shubkin 1993<sup>w</sup> CAS 1995a<sup>x</sup> RTECS 1996<sup>y</sup> Monsanto 1990

\*A fluid designated "TAP-1" described by Siegel et al. (1965) appears to be very similar if not identical to Cellulube 220.

CAS = Chemical Abstracts Service; DOT/UN/NA/IMO = Dept. of Transportation/United Nations/North America/International Maritime Dangerous Goods Code; EPA = Environmental Protection Agency; HSDB = Hazardous Substances Data Bank; NCI = National Cancer Institute; NIOSH = National Institute for Occupational Safety and Health; OHM/TADS = Oil and Hazardous Materials/Technical Assistance Data System; RTECS = Registry of Toxic Effects of Chemical Substances

### 3. CHEMICAL AND PHYSICAL INFORMATION

The exact nature of each of these additives appears to be trade secret information since none of the Material Safety Data Sheets describing the hydraulic fluids presented in this profile identify these materials. In addition, no information concerning the exact production methods used in manufacturing these hydraulic fluids was located in the available literature. Nonetheless, they are probably manufactured in batch processes and then tested to insure that they conform to the specifications for which they are sold. The number, nature, and amount of each additive used in a batch may depend on availability, cost, or performance.

The carbon number range (hence, viscosity) in mineral oil hydraulic fluids will vary depending on the application of the fluid (IARC 1984; Papay 1989, 1991, 1993; Wills 1980), but probably are in the range of C<sub>15</sub> to C<sub>50</sub>. The higher the carbon number, the higher the viscosity; viscosity is a major factor in determining the base stock of a hydraulic fluid (Moller 1989; Papay 1989, 1991, 1993; Shubkin 1993; Wills 1980). A more highly refined mineral oil will have better viscosity properties (i.e., high viscosity index or low dependence of viscosity on temperature) (Moller 1989; Shubkin 1993).

In the past, hydraulic fluids using mineral oils sometimes included such additives as PCBs to improve the thermal resistance or other properties of the resulting fluids. While such uses of PCBs have been discontinued, PCBs at NPL sites may be encountered as a component where hydraulic fluids are a site contaminant (ATSDR 1993b).

Synthetic fire-resistant fluids have been developed to replace petroleum-based fluids for many applications. Although there are several types of these less hazardous fluids, the only synthetic fluids discussed in this profile are phosphate esters and polyalphaolefins. The phosphate esters are tertiary esters of *orthophosphoric* acid, O=P(OH)<sub>3</sub>, and may be triaryl, trialkyl, and alkyl/aryl. The polyalphaolefins are usually based on 2-decene and contain a mixture of oligomers (dimers, trimers, etc.).

The first commercial trialkyl phosphate esters (TAP) were tricresyl phosphate (TCP) and trixylenyl phosphate (TXP), referred to as “natural” phosphate esters because the cresols and xylenols used as raw materials are derived from petroleum oil or coal tar (Marino and Placek 1994). These products are not commercially significant at present; however, at waste disposal sites, contaminants from older product formulations may be encountered, particularly those containing the neurotoxic tri-*ortho*-cresyl phosphate isomer. “Synthetic” phosphate esters are derived from synthetic feedstocks. Specific synthetic reactions have been developed to produce triaryl, trialkyl, and alkyl\aryl esters. The triaryl phosphates are currently the most significant commercial products (Marino 1992). All three organic groups can be the same, such as tricresyl

### 3. CHEMICAL AND PHYSICAL INFORMATION

or trixylenyl phosphate, or they may be different, as iso-propylphenyl diphenyl phosphate or cresyl diphenyl phosphate. Of the trialkyl phosphate esters, tributyl phosphate is the most important of the synthetic base stocks. Most are used in aircraft hydraulic fluids (Marino 1992). Dibutyl phenyl phosphate, also used as an aircraft hydraulic fluid, is the most important of the alkyl/aryl phosphate esters (Marino 1992).

Products may be either mixtures of phosphate ester compounds resulting directly from the manufacturing process or mixtures resulting from post-blending or compounding with additives.

One of the main human health concerns about organophosphate esters is the potential for neurotoxicity reactions, in particular a condition known as organophosphate-induced delayed neurotoxicity (OPIDN). Tri-*ortho*-cresyl phosphate (TOCP) has been identified as one of the more potent OPIDN neurotoxins in humans, and was formerly a constituent in some organophosphate ester hydraulic fluid products (Marino 1992; Marino and Placek 1994). Production processes now routinely remove virtually all the TOCP. For instance, tricresyl phosphate (TCP) products now typically are manufactured to contain over 98% meta and para isomers and virtually no TOCP (Marino and Placek 1994). Products containing these compounds associated with OPIDN have now entirely disappeared from commercial use, and the vast majority of the industrial organophosphate esters are based on triaryl phosphates with no halogenated components (Marino 1992). At waste disposal sites, however, site contaminants from older product formulations containing the *ortho* form may be encountered.

In addition, organophosphate esters also are used as antiwear additives in hydraulic fluids and other lubricants; of the organophosphate esters discussed in this profile, Durad 110, 125, 220B, and 300 are categorized by their manufacturers as antiwear additives and not as hydraulic fluids (FMC 1991c, 1991d, 1992a, 1992b; Marino and Placek 1994).

Before the 1960s products were introduced based on alkyl aryl phosphates that could contain chlorinated aromatic hydrocarbons. Such products have now entirely disappeared from commercial use, and the vast majority of the industrial organophosphate esters are based on triaryl phosphates with no halogenated components (Marino 1992). However, at older waste disposal sites, hydraulic fluid site contaminants could contain chlorinated hydrocarbons. As with the PCBs formerly included as additives in other forms of hydraulic fluids, these additives may present more toxicity risks than the primary ingredients of the hydraulic fluids.

### 3. CHEMICAL AND PHYSICAL INFORMATION

A typical polyalphaolefin oil prepared from 1-decene and  $\text{BF}_3 \cdot \text{n-C}_4\text{H}_9\text{OH}$  catalyst at 30 °C contains predominantly trimer ( $\text{C}_{30}$  hydrocarbons) with much smaller amounts of dimer, tetramer, pentamer, and hexamer. While 1-decene is the most common starting material, other alphaolefins can be used, depending on the needs of the product oil.

The final oil contains a large number of isomers (e.g., the trimer of 1-decene contains many  $\text{C}_{30}$  isomers, the tetramer contains many  $\text{C}_{40}$  isomers) which result from skeletal branching during the oligomerization (Shubkin 1993). Polyalphaolefin oils are many times classified by their kinematic viscosity at 100 °C; the higher the viscosity, the longer the average chain length of the polyalphaolefin. The isomer distribution of a polyalphaolefin oil used in a particular hydraulic fluid will depend on the application. A polyalphaolefin oil contains a narrower range of molecular weights than a comparable mineral oil (Chrisope and Landry 1993; Shubkin 1993).

Most hydraulic fluids contain additives that impart needed properties (Papay 1989, 1991; Wills 1980). The exact composition and proportion of these additives in a certain type of fluid depends on the intended use. Hydraulic fluids are compounded to conform to performance-based standards such as Military or ASTM (American Society for Testing and Materials) specifications. Some examples of Military specifications are shown in Table 3-2. Many different formulations can be compounded to conform to one performance standard. It should be noted that the variability among these products or even within products with the same trade names may confuse efforts to determine environmental and health effects of hydraulic fluids at hazardous waste landfills since hydraulic fluids that are currently used may or may not contain the same components present in old products of the same name.

Table 3-3 contains information regarding the chemical identity of principal components of hydraulic fluids. Trade names are included when the component constitutes 100% (or nearly 100%) of the product. Information has also been included for several representative types of mineral oil. It should be noted, however, that the term "mineral oil" encompasses a wide variety of petroleum-based products. Several phosphate esters used as hydraulic fluid additives are also included in Table 3-3.

Some of the products listed in the tables in Chapter 3 are not currently on the market. Information has been included for these products since components may be present at older waste disposal sites. For example, Cellulube 200 has not been a commercial product for over 20 years, Pydraul products are no longer sold commercially, and MIL-H- 19457B has been obsolete since 1981 (FMC 1995). In addition, some product

**Table 3-2. Examples of Military Standards for Hydraulic Fluids**

Property	MIL-H-5606 <sup>a</sup>	MIL-H-5606F <sup>b</sup>	MIL-H-19457B <sup>c</sup>	MIL-H-19457C <sup>c</sup>	MIL-H-83282 <sup>b,d</sup>	MIL-H-83306 <sup>e</sup>
Class	Petroleum base	Petroleum base	Phosphate ester	Phosphate ester	Hydrogenated polyalphaolefin	Phosphate ester
Product description	No data	No data	No data	Butylated triphenyl phosphate mixture	No data	No data
Synonyms	MLO 82-585	No data	No data	MIL-H-19457D	MIL-H-83282C	No data
Major components <sup>f</sup>	Napthenic type petroleum oil	Petroleum products with additives	Trixylyl phosphate	Triphenyl phosphate; t-butyl phenyl diphenyl phosphate; di-t-butylphenyl phenyl phosphate; little to no tri-(t-butylphenyl) phosphate	Trimers of polyalphaolefin <sup>e</sup>	Tributyl-phosphate and dibutyl phenyl phosphate base stock
Operational temperature range	No data	-54–135 °C	No data	No data	-40–205 °C	No data
NATO Code	No data	H515	No data	No data	H-537	No data
Other	No data	No data	Obsolete since 1981	No data	No data	No data

<sup>a</sup> Kinkead et al. 1985

<sup>b</sup> Department of Defense 1993

<sup>c</sup> FMC 1995

<sup>d</sup> MIL-H-83282 LT is a candidate low-temperature hydraulic fluid

<sup>e</sup> Mattie et al. 1993

<sup>f</sup> Numerous chemicals may be added to the hydraulic fluid base stocks to improve fluid characteristics. Tricresyl or triphenyl phosphate may be added as antiwear additives (Department of Defense 1993). The amount of the ortho isomer of tricresyl phosphate may not exceed 1% of total tricresyl phosphate (Mattie et al. 1993).



**Table 3-3. Chemical Identity of Hydraulic Fluid Components<sup>a</sup>**

Characteristic	Tricresyl phosphate	Trixylyl phosphate	Cresyl diphenyl phosphate	Triphenyl phosphate
Type	Organophosphate ester	Organophosphate ester	Organophosphate ester	Organophosphate ester
Synonym(s)	TCP; tritolyl phosphate	Xylyl phosphate; TXP; trixylenyl phosphate	Diphenyl tolyl phosphate	TPP
Registered trade name(s)	Durad 125 <sup>b</sup>	Durad 220X <sup>c</sup> Kronitex TXP <sup>d</sup> Reofos 95 Fyrquel 220 <sup>d</sup>	Phosflex 112; Santicizer 140	Celluflex TPP; Disflamoll TP; Phosflex TPP
Major components	Mixture of isomers, predominantly m, p, little o	Mixture of isomers	Mixture of isomers	Triphenyl phosphate
Chemical formula	C <sub>21</sub> H <sub>21</sub> O <sub>4</sub> P	C <sub>24</sub> H <sub>27</sub> O <sub>4</sub> P	C <sub>19</sub> H <sub>17</sub> O <sub>4</sub> P	C <sub>18</sub> H <sub>15</sub> O <sub>4</sub> P
Chemical structure	(RO)(RO)(RO)P=O	(RO)(RO)(RO)P=O	(RO)(R'O)(R'O)P=O	(RO)(RO)(RO)P=O
Identification numbers:				
CAS registry	1330-78-5	25155-23-1	26444-49-5	115-86-6
NIOSH RTECS	68952-35-2 <sup>b</sup>	No data	TC5520000	TC8400000
EPA hazardous waste	No data	No data	No data	No data
OHM/TADS	No data	No data	No data	No data
DOT/UN/NA/IMCO shipping	No data	No data	No data	No data
HSDB	6774	6094	6096	2536
NCI	No data	No data	No data	No data

**Table 3-3. Chemical Identity of Hydraulic Fluid Components<sup>a</sup> (continued)**

Characteristic	Isopropyl phenyl diphenyl ester	t-Butylphenyl diphenyl phosphate	Dibutyl phenyl phosphate	Nonylphenyl diphenyl phosphate
Type	Organophosphate ester	Organophosphate ester	Organophosphate ester	Organophosphate ester
Synonym(s)	No data		DBPP	No data
Registered trade name(s)	Phosflex 41P; Kronitex 100	Fyrquel GT; Sanitizer 100B; Santicizer 154	No data	No data
Major components	Mixture of isomers		Dibutyl phenyl phosphate	Nonylphenyl diphenyl phosphate
Chemical formula	C <sub>21</sub> H <sub>21</sub> O <sub>4</sub> P	C <sub>22</sub> H <sub>23</sub> O <sub>4</sub> P	C <sub>14</sub> H <sub>23</sub> O <sub>4</sub> P	C <sub>27</sub> H <sub>33</sub> O <sub>4</sub> P
Chemical structure	(RO)(RO')(RO')P=O	(RO)(R'O)(R'O)P=O	(RO)(RO)(R'O)P=O	(RO)(R'O)(R'O)P=O
Identification numbers:				
CAS registry	28108-99-8	56803-37-3	2528-36-1	38638-05-0
NIOSH RTECS	No data	No data	TB9626600	No data
EPA hazardous waste	No data	No data	No data	No data
OHM/TADS	No data	No data	No data	No data
DOT/UN/NA/IMCO shipping	No data	No data	No data	No data
HSDB	6795	6102	2604	No data
NCI	No data	No data	No data	No data

**Table 3-3. Chemical Identity of Hydraulic Fluid Components<sup>a</sup> (continued)**

Characteristic	2-Ethylhexyl diphenyl phosphate	Isodecyl diphenyl phosphate	Tri-n-butyl phosphate	Tris-isopropyl phenyl phosphate
Type	Organophosphate ester	Organophosphate ester	Organophosphate ester	Organophosphate ester
Synonym(s)	Diphenyl-2-ethylhexyl phosphate	Isodecyldiphenylphosphate	Tributyl phosphate; TBP; butyl phosphate;TNBP	No data
Registered trade name(s)	Saniticizer 141; Octicizer	Saniticizer 148 <sup>b</sup>	Skydrol LD <sup>d</sup> Celluphos 4	Durad 110, Durad 300
Major components	2-Ethylhexyl diphenyl phosphate	Isodecyl diphenyl phosphate	Tri-n-butyl phosphate	Isopropylphenyl phosphate
Chemical formula	C <sub>20</sub> H <sub>27</sub> O <sub>4</sub> P	C <sub>22</sub> H <sub>31</sub> O <sub>4</sub> P	C <sub>12</sub> H <sub>27</sub> O <sub>4</sub> P	C <sub>27</sub> H <sub>33</sub> O <sub>4</sub> P
Chemical structure	(RO)(R'O)(R'O)P=O	(RO)(R'O)(R'O)P=O	(RO)(RO)(RO)P = O	(RO)(RO)(RO)P = O
Identification numbers:				
CAS registry	1241-94-7	29761-21-5	126-73-8	26967-76-0
NIOSH RTECS	TC6125000	No data	(55962-27-1 Skydrol LD) <sup>b</sup>	No data
EPA hazardous waste	No data	No data	TC7700000	No data
OHM/TADS	No data	No data	No data	No data
DOT/UN/NA/IMCO shipping	No data	No data	No data	No data
HSDB	370	6797	1678	6797
NCI	No data	No data	No data	No data

**Table 3-3. Chemical Identity of Hydraulic Fluid Components<sup>a</sup> (continued)**

Characteristic	Tri-o-cresyl phosphate	Mineral Oil <sup>e</sup>	Mineral Oil <sup>e</sup>
Type	Organophosphate ester	Mineral oil	Mineral oil
Synonym(s)	o-Tolyl phosphate; TOCP; TOTP	Petroleum distillates; solvent-refined light paraffinic	Petroleum distillates, straight-run middle
Registered trade name(s)	Past contaminant of tricresyl phosphate	No data	No data
Major components	Tri-o-cresyl phosphate	Predominantly saturated hydrocarbons predominantly in the range C15 through C30	Hydrocarbons predominantly in the range C11 through C20
Chemical formula	C <sub>21</sub> H <sub>21</sub> O <sub>4</sub> P		
Chemical structure	(RO)(RO)(RO)P=O		
Identification numbers:			
CAS registry	78-30-8	64741-89-5	64741-44-2
NIOSH RTECS	TD0350000	PY8041500	LX329600
EPA hazardous waste	No data	No data	No data
OHM/TADS	No data	No data	No data
DOT/UN/NA/IMCO shipping	UN 2574; IMO 6.1	No data	No data
HSDB	4084	No data	No data
NCI	No data	No data	No data

<sup>a</sup> All information from HSDB 1995 unless otherwise noted.

<sup>b</sup> FMC 1994

<sup>c</sup> Muir 1984

<sup>d</sup> Nobile et al. 1980

<sup>e</sup> RTECS 1996

CAS = Chemical Abstracts Service; DOT/UN/NA/IMO = Dept. of Transportation/United Nations/North America/International Maritime Dangerous Goods Code; EPA = Environmental Protection Agency; HSDB = Hazardous Substances Data Bank; NCI = National Cancer Institute; NIOSH = National Institute for Occupational Safety and Health; OHM/TADS = Oil and Hazardous Materials/Technical Assistance Data System; RTECS = Registry of Toxic Effects of Chemical Substances

### 3. CHEMICAL AND PHYSICAL INFORMATION

names and designations have changed. For example, Durad MP 280B is now known as a Reolube (effective January 1995) (FMC 1995).

#### **3.2 Physical and Chemical Properties**

Information regarding the physical and chemical properties of selected hydraulic fluid products is shown in Table 3-4. Physical and chemical properties of selected hydraulic fluid components are shown in Table 3-5.

The physical properties important for the projected use of hydraulic fluids are viscosity, density, foaming behavior, and fire resistance. There is no generally recognized test method for measuring flammability of hydraulic fluids, although various test methods may be utilized (Moller 1989).

Physical data important for describing environmental behavior ( $K_{OC}$ ,  $K_{OW}$ , vapor pressure, water solubility, and Henry's law constant) are incomplete. In general, hydraulic fluids have relatively low water solubilities.

A summary of the hydraulic fluids discussed in this profile is found in Table 3-6. Data on some of the components of hydraulic fluids are shown in Tables 3-7 through 3-9.

## 3. CHEMICAL AND PHYSICAL INFORMATION

**Table 3-4. Physical and Chemical Properties of Hydraulic Fluid Products**

Property	Houghto-Safe 5047F <sup>a</sup>	Pyroguard A-433 <sup>b</sup>	Quintolubric 95830W <sup>b</sup>	Sunsafe F <sup>b</sup>
Molecular weight	Not applicable	Not applicable	Not applicable	Not applicable
Color	Opaque white	Milky white	Milky white	Milky white
Physical state	Liquid	Liquid	Liquid	Liquid
Melting point	No data	No data	No data	No data
Boiling point	102 °C	100 °C	100 °C	100 °C
Density	0.927 g/mL	0.92 g/mL	0.96 g/mL	0.92 g/mL
Odor	Bland	No data	No data	No data
Odor threshold: Water Air	No data	No data	No data	No data
Solubility: Water Organic solvents	Emulsion No data	No data No data	No data No data	No data No data
Partition coefficients: Log K <sub>ow</sub> Log K <sub>oc</sub>	No data	No data	No data	No data
Vapor pressure	No data	No data	No data	No data
Henry's law constant	No data	No data	No data	No data
Autoignition temperature	No data	No data	No data	No data
Flashpoint	No data	No data	No data	No data
Flammability limits	No data	No data	No data	No data
Conversion factors	No data	No data	No data	No data
Explosive limits	No data	No data	No data	No data

## 3. CHEMICAL AND PHYSICAL INFORMATION

**Table 3-4. Physical and Chemical Properties of Hydraulic Fluid Products (continued)**

Property	Cellulube 220	Durad 110 <sup>c</sup>	Durad 125 <sup>d</sup>	Durad 220
Molecular weight	No data	No data	368.36 <sup>e</sup>	No data
Color	No data	Clear	Practically colorless	No data
Physical state	No data	Liquid	Liquid	No data
Melting point	No data	No data	No data	No data
Boiling point	No data	220–270 °C at 4 mm Hg	420 °C	No data
Density	No data	1.1–1.17 g/mL at 20 °C	1.162 at 25 °C	No data
Odor	No data	Odorless	Odorless	No data
Odor threshold: Water Air	No data	No data	No data	No data
Solubility: Water	No data	No data	0.36 mg/L at 25 °C; insoluble (<0.002% at 85 °C) <sup>e</sup>	No data
Organic solvents	No data	No data	Miscible with common solvents and thinners, vegetable oils <sup>e</sup>	No data
Partition coefficients: Log K <sub>ow</sub> Log K <sub>oc</sub>	No data No data	No data No data	5.11; 6.34 (est.) <sup>f</sup> No data	No data No data
Vapor pressure	No data	0.026 mm Hg at 150 °C	1x10 <sup>-7</sup> at 10 °C	No data
Henry's law constant	No data	No data	5.35x10 <sup>-8</sup> atm-m <sup>3</sup> /mol (est.)	No data
Autoignition temperature	No data	551 °C	420 °C	No data
Flashpoint	No data	199 °C (closed cup)	427 °C (760 mm Hg) <sup>g</sup>	No data
Flammability limits	No data	No data	225–235 °C (Pensky-Martin closed cup) <sup>g</sup>	No data
Conversion factors	No data	No data	No data	No data
Explosive limits	No data	No explosion hazard	No data	No data

## 3. CHEMICAL AND PHYSICAL INFORMATION

**Table 3-4. Physical and Chemical Properties of Hydraulic Fluid Products (continued)**

Property	Durad 220B <sup>h</sup>	Durad 300 <sup>i</sup>	Durad 550B <sup>j</sup>	Durad MP280B <sup>j</sup>
Molecular weight	No data	No data	No data	No data
Color	Clear blue	Clear	Clear	Clear blue
Physical state	Liquid	Liquid	Liquid	Liquid
Melting point	-20 °C	No data	No data	No data
Boiling point	416 °C	220–270 °C at 4 mm Hg	No data	No data
Density	1.145–1.165 g/mL at 20 °C	1.15–1.17 g/mL at 20 °C	1.124 g/mL at 20 °C	1.145–1.165 g/mL at 20 °C
Odor	Odorless	Odorless	Odorless	No data
Odor threshold: Water Air	No data	No data	No data	No data
Solubility: Water Organic solvents	Insoluble No data	Insoluble No data	Insoluble No data	Insoluble No data
Partition coefficients: Log K <sub>ow</sub> Log K <sub>oc</sub>	No data No data	No data No data No data	No data No data No data	No data
Vapor pressure	0.033 mm Hg at 22 °C	0.026 mm Hg at 150 °C	<0.033 mm Hg at 150 °C	0.033 mm Hg at 150 °C
Henry's law constant	No data	No data	No data	No data
Autoignition temperature	535 °C	551 °C	480 °C	No data
Flashpoint	243 °C (closed cup)	199 °C (closed cup)	254 °C (open cup)	243 °C (closed cup)
Flammability limits	No data	No data	No data	No data
Conversion factors	No data	No data	No data	No data
Explosive limits	No data	No data	No data	No data



## 3. CHEMICAL AND PHYSICAL INFORMATION

**Table 3-4. Physical and Chemical Properties of Hydraulic Fluid Products (continued)**

Property	Fyrquel 150 <sup>k</sup>	Fyrquel 220 <sup>l</sup>	Fyrquel EHC <sup>m</sup>	Hyjet IV <sup>h</sup>
Molecular weight	~400 formula weight	No data	No data	265 (average)
Color	Clear	Clear	Clear	Clear purple
Physical state	Liquid	Liquid	Liquid	Liquid
Melting point	No data	No data	No data	No data
Boiling point	decomp. >352 °C	decomp. >352 °C	No data	288 °C
Density	No data	No data	No data	0.997 g/mL
Odor	Essentially none	Essentially none	Essentially none	Sweet
Odor threshold: Water Air	No data	No data	No data	No data
Solubility: Water Organic solvents	Miscibility <0.1 mL No data	<1000 ppm No data	<1000 ppm No data	Insoluble Soluble in hydrocarbon solvents
Partition coefficients: Log K <sub>ow</sub> Log K <sub>oc</sub>	No data	No data	No data	No data
Vapor pressure	<0.1 mm Hg at 37.8 °C	<0.1 mm Hg at 37.8 °C	<0.1 mm Hg at 37.8 °C	0.5 mm Hg at 93 °C
Henry's law constant	No data	No data	No data	No data
Autoignition temperature	No data	No data	No data	518 °C
Flashpoint	246 °C (closed cup)	246 °C (closed cup)	>235 °C (open cup)	182 °C (open cup)
Flammability limits	No data	No data	No data	No data
Conversion factors	No data	No data	No data	No data
Explosive limits	No data	No data	No data	No data

## 3. CHEMICAL AND PHYSICAL INFORMATION

**Table 3-4. Physical and Chemical Properties of Hydraulic Fluid Products (continued)**

Property	Pydraul 29ELT <sup>n</sup>	Pydraul 50E <sup>n</sup>	Pydraul 90E <sup>o</sup>	Reofos 50 <sup>p</sup>
Molecular weight	No data	No data	No data	No data
Color	Clear to slightly hazy blue	Blue to blue-green	Green to blue	No data
Physical state	Liquid	Liquid	Liquid	No data
Melting point	No data	No data	No data	No data
Boiling point	No data	399 °C	No data	No data
Density	1.09–1.10 at 25 °C	1.145–1.165 g/mL at 25 °C	1.147–1.167 g/mL at 25 °C	No data
Odor	No data	No data	No data	No data
Odor threshold: Water Air	No data	No data	No data	No data
Solubility: Water Organic solvents	Practically insoluble No data	160 mg/L No data	Practically insoluble No data	No data No data
Partition coefficients: Log K <sub>ow</sub> Log K <sub>oc</sub>	No data	No data	No data	No data
Vapor pressure	0.002 mm Hg at 93 °C	0.002 mm Hg at 93 °C	0.001 mm Hg at 93 °C	No data
Henry's law constant	No data	No data	No data	No data
Autoignition temperature	No data	465 °C	No data	No data
Flashpoint	No data	241 °C (open cup)	No data	No data
Flammability limits	No data	No data	No data	No data
Conversion factors	No data	No data	No data	No data
Explosive limits	No data	No data	No data	No data

## 3. CHEMICAL AND PHYSICAL INFORMATION

**Table 3-4. Physical and Chemical Properties of Hydraulic Fluid Products (continued)**

Property	Reofos 65	Reolube HYD46 <sup>g</sup>	Skydrol 500B-4 <sup>f</sup>
Molecular weight	No data	No data	No data
Color	No data	Slightly hazy	Clear purple
Physical state	No data	Liquid	Liquid
Melting point	No data	No data	No data
Boiling point	No data	>400 °C (est.)	125 °C at 267 mm Hg (est.)
Density	No data	1.121 g/mL at 20 °C	1.052–1.060 g/mL at 25°C
Odor	No data	No data	No data
Odor threshold: Water Air	No data	No data	No data
Solubility: Water Organic solvents	No data	No data	No data
Partition coefficients: Log K <sub>ow</sub> Log K <sub>oc</sub>	No data	No data	No data
Vapor pressure	No data	No data	No data
Henry's law constant	No data	No data	No data
Autoignition temperature	No data	545 °C	399 °C
Flashpoint	No data	245 °C (open cup)	160 °C (open cup)
Flammability limits in air	No data	No data	No data
Conversion factors	No data	No data	No data
Explosive limits	No data	No data	No data

## 3. CHEMICAL AND PHYSICAL INFORMATION

**Table 3-4. Physical and Chemical Properties of Hydraulic Fluid Products (continued)**

Property	Skydrol LD-4 <sup>s</sup>	Cyclotriphosphazene <sup>l</sup>	Polyalphaolefin
Molecular weight	No data	No data	No data
Color	Clear purple	No data	No data
Physical state	Liquid	Liquid	No data
Melting point	No data	No data	No data
Boiling point	125 °C at 380 mm Hg (est.)	No data	No data
Density	1.004–1.014 g/mL at 25 °C	1.445 g/mL	No data
Odor	No data	No data	No data
Odor threshold: Water Air	No data	No data	No data
Solubility: Water at 25 °C Organic solvents	No data	No data	No data
Partition coefficients: Log K <sub>ow</sub> Log K <sub>oc</sub>	No data	No data	No data
Vapor pressure	No data	0.48 mm Hg at 65 °C	No data
Henry's law constant	No data	No data	No data
Autoignition temperature	399 °C	No data	No data
Flashpoint	160 °C (open cup)	No data	No data
Flammability limits in air	No data	No data	No data
Conversion factors	No data	No data	No data
Explosive limits	No data	No data	No data

<sup>a</sup> Houghton 1992<sup>b</sup> Kinkead et al. 1987a, 1988<sup>c</sup> FMC 1992e<sup>d</sup> All information from HSDB 1995, except where noted<sup>e</sup> Mayer et al. 1981<sup>f</sup> SRC 1995<sup>g</sup> FMC, Marino and Placek 1994<sup>h</sup> Chevron 1994<sup>i</sup> FMC 1991c<sup>j</sup> FMC 1992c<sup>k</sup> Akzo 1992<sup>l</sup> Akzo 1991<sup>m</sup> Akzo 1989<sup>n</sup> Monsanto 1986b<sup>o</sup> Monsanto 1986c<sup>p</sup> FMC 1991d<sup>q</sup> FMC 1995<sup>r</sup> Monsanto 1992a<sup>s</sup> Monsanto 1992b<sup>t</sup> Kinkead et al. 1990

## 3. CHEMICAL AND PHYSICAL INFORMATION

**Table 3-5. Physical and Chemical Properties of Selected Hydraulic Fluid Components<sup>a</sup>**

Property	Tricresyl phosphate	Trixylyl phosphate	Cresyl diphenyl phosphate	Triphenyl phosphate
Molecular weight	368.36 <sup>m</sup>	410.45	340.33	326.29 <sup>g</sup>
Color	Practically colorless	No data	Clear	Colorless; white
Physical state	Liquid	Liquid	Liquid	Crystals <sup>g</sup>
Melting point, °C	No data		-38	50-51 <sup>g</sup>
Boiling point, °C	420 °C	243–265 °C	390	245 (11 mm Hg) <sup>g</sup>
Density, g/cm <sup>3</sup>	1.162 at 25 °C	1.155	1.208	1.2055 g/mL at 30 °C <sup>g</sup>
Odor	Odorless		Very slight odor	Characteristic, resembling phenol
Odor threshold: Water Air	No data	No data	No data	No data
Solubility: Water	0.36 mg/L at 25 °C; insoluble (<0.002% at 85 °C) <sup>b</sup>	0.002% at 85 °C; 0.89 mg/mL	Insoluble	Insoluble <sup>b</sup> ; 0.002% at 54 °C
Organic solvent(s)	Miscible with common solvents and thinners, vegetable oils <sup>b</sup>	No data	Soluble in most organic solvents except glycerol	Soluble in benzene, CHCl <sub>3</sub> , ether, acetone <sup>b</sup>
Partition coefficients: Log K <sub>ow</sub> Log K <sub>oc</sub>	5.11; 6.34 (est.) <sup>c</sup> No data	5.63 <sup>i</sup> ; 7.98 (est.) <sup>c</sup> 3.67–4.44 (est.)	No data No data	4.7 (est.) <sup>c</sup> 4.26 (est.)
Vapor pressure, mm Hg	1.1 x 10 <sup>-7</sup> at 10 °C	5.15x10 <sup>-8</sup> (30 °C)	No data	1 mm Hg at 193.5 °C
Henry's law constant	5.35x10 <sup>-8</sup> atm-m <sup>3</sup> /mol (est.) <sup>d</sup>	7.19x10 <sup>-8</sup> atm-m <sup>3</sup> /mol (est.) <sup>d</sup>	No data	<9.87x10 <sup>-8</sup> atm-m <sup>3</sup> /mol; 3.98x10 <sup>-8</sup> atm-m <sup>3</sup> /mol (est.) <sup>d</sup>
Autoignition temperature	410 °C 427 °C (760 mm Hg) <sup>e</sup>	535–545 °C <sup>e</sup>	No data	No data
Flashpoint, °C	225-235 °C (Pensky-Martin closed cup) <sup>e</sup>	245–255 °C (Pensky-Martin closed cup) <sup>e</sup>	232 °C (closed cup) <sup>f</sup>	220 °C (closed cup)
Flammability limits	No data	No data	No data	Noncombustible
Conversion factors	No data	No data	1 ppm = 13.89 mg/m <sup>3</sup>	1 ppm=13.32 mg/m <sup>3</sup>
Explosive limits	No data	No data	No data	No data

## 3. CHEMICAL AND PHYSICAL INFORMATION

**Table 3-5. Physical and Chemical Properties of Selected Hydraulic Fluid Components<sup>a</sup> (continued)**

Property	Isopropyl phenyl diphenyl ester	t-Butylphenyl diphenyl phosphate	Dibutyl phenyl phosphate
Molecular weight	368	382.40	286.34
Color	No data	No data	Clear, slightly yellow
Physical state	No data	No data	Liquid
Melting point, °C	No data	No data	No data
Boiling point, °C	No data	No data	131–132 °C
Density, g/cm <sup>3</sup>	No data	No data	1.0691 at 25 °C
Odor	No data	No data	Butanolic
Odor threshold: Water Air	No data	No data	No data
Solubility: Water Organic solvent(s)	2.2 mg/mL No data	No data No data	Very low; 96 ppm No data
Partition coefficients: Log K <sub>ow</sub> Log K <sub>oc</sub>	6.16 (est.) <sup>c</sup> ; 5.31 (est.) No data	6.61(est.) <sup>c</sup> No data	4.27 3.23
Vapor pressure, mm Hg	3.515x10 <sup>-7</sup> (25 °C, est.)	No data	2.3x10 <sup>-4</sup> mm Hg 25 °C (est.)
Henry's law constant	7.74x10 <sup>-8</sup> atm-m <sup>3</sup> /mol (est.) <sup>d</sup>	2.15x10 <sup>-5</sup> atm-m <sup>3</sup> /mol at 25 °C <sup>i</sup> ; 1.03x10 <sup>-7</sup> atm-m <sup>3</sup> /mol <sup>d</sup>	5.04x10 <sup>-7</sup> atm-m <sup>3</sup> /mol
Autoignition temperature	No data	No data	129 °C (closed cup)
Flashpoint	No data	No data	No data
Flammability limits	No data	No data	No data
Conversion factors	No data	No data	No data
Explosive limits	No data	No data	No data

## 3. CHEMICAL AND PHYSICAL INFORMATION

**Table 3-5. Physical and Chemical Properties of Selected Hydraulic Fluid Components<sup>a</sup> (continued)**

Property	Nonylphenyl diphenyl phosphate	2-Ethylhexyl diphenyl phosphate	Isodecyl diphenyl phosphate
Molecular weight	452	362.41	390
Color	No data	No data	No data
Physical state	Liquid	Liquid	No data
Melting point, °C	No data	-30 °C	No data
Boiling point, °C	471	375 °C	249 at 1.33 kPa
Density, g/cm <sup>3</sup>	No data	No data	1.070 g/mL
Odor	No data	No data	No data
Odor threshold:	No data	No data	No data
Water			
Air			
Solubility:			
Water	0.77 ng/L <sup>b</sup>	1.9 mg/L at 25 °C	0.75 mg/L at 25 °C
Organic solvent(s)	No data	No data	No data
Partition coefficients:			
Log K <sub>ow</sub>	5.93 <sup>m</sup> ; 9.2 <sup>c</sup>	5.73	5.44
Log K <sub>oc</sub>	3.69 <sup>h</sup>	No data	4.34 (est.)
Vapor pressure, mm Hg	1.9x10 <sup>-8h</sup>	6.29 x 10 <sup>-5</sup> at 30 °C (est.)	1.6x10 <sup>-5</sup> at 25 °C (est.)
Henry's law constant	4.24x10 <sup>-7</sup> atm-m <sup>3</sup> /mol (est.) <sup>d</sup> ; 1.4x10 <sup>-8</sup> atm-m <sup>3</sup> /mol <sup>h</sup>	5.42x10 <sup>-5</sup> atm-m <sup>3</sup> /mol at 25 °C <sup>i</sup>	4.36x10 <sup>-7</sup> atm-m <sup>3</sup> /mol (est.) <sup>d</sup>
Autoignition temperature	No data	No data	No data
Flashpoint	No data	No data	No data
Flammability limits	No data	No data	No data
Conversion factors	No data	No data	No data
Explosive limits	No data	No data	No data

## 3. CHEMICAL AND PHYSICAL INFORMATION

**Table 3-5. Physical and Chemical Properties of Selected Hydraulic Fluid Components<sup>a</sup> (continued)**

Property	Tri-n-butyl phosphate	Tris(isopropyl phenyl)phosphate	Tri-o-cresyl phosphate
Molecular weight	266.32	452	368.37 <sup>g</sup>
Color	Colorless	No data	Colorless or pale yellow <sup>b</sup>
Physical state	Liquid	Liquid	Liquid <sup>b</sup>
Melting point, °C	<-80 °C <sup>g</sup>	-25	11 °C <sup>g</sup>
Boiling point, °C	289 °C <sup>g</sup>	220–270 (0.53 kPa)	~410 °C <sup>g</sup>
Density	0.976 g/mL at 25 °C <sup>g</sup>	1.159 g/mL at 25 °C	1.1955 g/mL at 25 °C <sup>g</sup>
Odor	Odorless <sup>n</sup>	No data	Practically odorless
Odor threshold: Water Air	No data	No data	No data
Solubility: Water	1 mL dissolves in about 165 mL water <sup>g</sup>	No data	Sparingly soluble <sup>b</sup>
Organic solvent(s)	Soluble in ether, benzene carbon disulfide, alcohol <sup>b</sup>	No data	Soluble in alcohol, benzene, ether <sup>b</sup> ; soluble in acetic acid <sup>g</sup>
Partition coefficients: Log K <sub>ow</sub> Log K <sub>oc</sub>	No data No data	No data No data	No data No data
Vapor pressure, mm Hg	127 mm Hg at 177 °C	No data	10 mm Hg at 265 °C
Henry's law constant	No data	No data	No data
Autoignition temperature	No data	No data	385 °C <sup>f</sup>
Flashpoint	146 °C <sup>g</sup>	No data	225 °C (closed cup) <sup>f</sup>
Flammability limits	No data	No data	No data
Conversion factors	No data	No data	No data
Explosive limits	No data	No data	No data

<sup>a</sup> All information from HSDB, except where noted<sup>b</sup> Mayer et al. 1981<sup>c</sup> SRC 1995b KOWWIN<sup>d</sup> SRC 1994a HENRYWIN<sup>e</sup> FMC, Marino and Placek 1994<sup>f</sup> NFPA 1991<sup>g</sup> Merck 1989<sup>h</sup> Boethling and Cooper 1985<sup>i</sup> Muir et al. 1985

EPA = Environmental Protection Agency; HSDB = Hazardous Substances Data Bank; CHCl<sub>3</sub> = chloroform; est. = estimated; kPa = kilopascal



## 3. CHEMICAL AND PHYSICAL INFORMATION

**Table 3-6. Summary of Chemical Information for Selected Hydraulic Fluids**

Name	Source	Identity/Composition	Physical and Chemical Properties
<i>Mineral oil based fluids</i>			
MIL-H-5606	Various <sup>a</sup>	Table 3-2	Meets specifications <sup>b</sup>
Houghto-Safe 5047F	Houghton	Table 3-1	Table 3-4
Sunsafe F	Sun	Table 3-1	Table 3-4
Pyroguard A-443	Mobil	Table 3-1	Table 3-4
Quintolubric 958 30W	Quaker	Table 3-1	Table 3-4
<i>Organophosphate esters</i>			
Fyrquel 150	Akzo	Table 3-1	Table 3-4
Fyrquel 220	Akzo	Table 3-1	Table 3-4
Fyrquel EHC	Akzo	Table 3-1	Table 3-4
Durad 110	FMC	Table 3-1	Table 3-4
Durad 125	FMC	Table 3-1	Table 3-5 (tricresyl phosphate)
Durad 220B	FMC	Table 3-1	Table 3-4
Durad 300	FMC	Table 3-1	Table 3-4
Durad 550B	FMC	Table 3-1	Table 3-4
Durad MP 280B <sup>d</sup>	FMC	Table 3-1	Table 3-4
Skydrol 500B	Monsanto	Table 3-1	Table 3-4
Skydrol 500B-4	Monsanto	Table 3-1	Table 3-4
Skydrol LD	Monsanto	Table 3-1	Table 3-4
Skydrol LD-4	Monsanto	Table 3-1	Table 3-4
Pydraul 29E LT <sup>c,h</sup>	Monsanto	Table 3-1	Table 3-4
Pydraul 50E <sup>c,f</sup>	Monsanto	Table 3-1	Table 3-4
Pydraul 90E <sup>c,g</sup>	Monsanto	Table 3-1	Table 3-4
Reofos 50 <sup>e</sup>	FMC	Table 3-1	Table 3-4
Reofos 65 <sup>e</sup>	FMC	Table 3-1	No data
Reolube HYD46	FMC	Table 3-1	Table 3-4
Cellulube 220 <sup>c</sup>	FMC	Table 3-1	No data
Santicizer 141	Monsanto	2-Ethylhexyl diphenyl phosphate	Table 3-5 (2-Ethylhexyl diphenyl phosphate)
Santicizer 148	Monsanto	Isodecyl diphenyl phosphate <sup>i</sup>	Table 3-5 (isodecyl diphenyl phosphate)
MIL-H-19457B	Various <sup>a</sup>	Table 3-2	Meets specifications <sup>b</sup>
MIL-H-19457C	Various <sup>a</sup>	Table 3-2	Meets specifications <sup>b</sup>
MIL-H-83306	Various <sup>a</sup>	Table 3-2	Meets specifications <sup>b</sup>
Hyjet IV	Chevron	Table 3-1	Table 3-4

## 3. CHEMICAL AND PHYSICAL INFORMATION

**Table 3-6. Summary of Chemical Information for Selected Hydraulic Fluids (continued)**

Name	Source	Identity/Composition	Physical and Chemical Properties
<i>Polyalphaolefins</i>			
MIL-H-83282	Various <sup>a</sup>	Table 3-2	Meets specifications <sup>b</sup>
MIL-H-83282LT	Various <sup>a</sup>	Low temperature version of MIL-H-83282. Dimer (49%)/-trimer (16.5%) blend of polyalphaolefin <sup>e</sup>	Meets specifications <sup>b</sup>
<i>Other</i>			
Cyclotriphosphazine	Not reported	Dimers, trimers and tetramers of cyclotriphosphazene <sup>i</sup>	Table 3-4

<sup>a</sup> Products from various producers may meet the specifications.

<sup>b</sup> Specifications have been established for properties such as viscosity, flammability, and shear stability. The range of physical properties of the available hydraulic fluids is not available.

<sup>c</sup> Discontinued product

<sup>d</sup> Reolube MP 280B effective January 1995

<sup>e</sup> Mattie et al. 1993

<sup>f</sup> Pydraul 50E is Fyrquel 220 (Akzo 1993)

<sup>g</sup> Pydraul 90E is Fyrquel 450 (Akzo 1993)

<sup>h</sup> Pydraul 20E LT is Fyrquel LT (Akzo 1993)

<sup>i</sup> Kinkead et al. 1990

<sup>j</sup> FMC 1994

## 3. CHEMICAL AND PHYSICAL INFORMATION

**Table 3-7. Water Solubility of Hydrocarbon Components of Mineral Oil Hydraulic Fluids**

Hydrocarbon	Distilled water solubility (ppm)	Salt water solubility (ppm)
Tetradecane (C <sub>14</sub> )	2.2	1.7
Hexadecane (C <sub>16</sub> )	0.9	0.4
Octadecane (C <sub>18</sub> )	2.1	0.8
Eicosane (C <sub>20</sub> )	1.9	0.8
Hexaeicosane (C <sub>26</sub> )	1.7	0.1
Hexatricontane (C <sub>36</sub> )	1.7 <sup>a</sup>	

<sup>a</sup>Shaw 1989

Source: Sutton and Calder 1974, except where noted

## 3. CHEMICAL AND PHYSICAL INFORMATION

**Table 3-8. Log K<sub>ow</sub> Values for Organophosphate Ester Hydraulic Fluid Components**

Chemical name	Log K <sub>ow</sub>
Triphenyl phosphate	4.63
Tricresyl phosphate, mixed isomers	5.11
Trixylenyl phosphate, mixed isomers	5.63
Isopropylphenyl diphenyl phosphate, mixed isomers	5.31
2-Isopropylphenyl diphenyl phosphate	5.65
2,4-Diisopropylphenyl diphenyl phosphate	6.52
2,4,6-Triisopropylphenyl diphenyl phosphate	≈6.70
Nonylphenyl diphenyl phosphate, mixed isomers	5.93
Cumylphenyl diphenyl phosphate, mixed isomers	6.08
<i>t</i> -Butylphenyl diphenyl phosphate, mixed isomers	5.12
2-Ethylhexyl diphenyl phosphate	5.73
Tributyl phosphate	4.00
Dibutyl phenyl phosphate	4.27

Sources: Ciba-Geigy 1986; Mayer et al. 1981; Saeger et al. 1979

## 3. CHEMICAL AND PHYSICAL INFORMATION

**Table 3-9. Water Solubilities for Organophosphate Ester Hydraulic Fluid Components**

Chemical name	Water solubility (mg/L)
Triphenyl phosphate	1.9
Tricresyl phosphate, mixed isomers	0.36
Trixylenyl phosphate, mixed isomers	0.89 <sup>a</sup>
Isopropylphenyl diphenyl phosphate, mixed isomers	2.2
Nonylphenyl diphenyl phosphate, mixed isomers	0.77
Cumylphenyl diphenyl phosphate, mixed isomers	0.063
<i>t</i> -Butylphenyl diphenyl phosphate, mixed isomers	3.2
2-Ethylhexyl diphenyl phosphate	1.9
Tributyl phosphate	280.0
Dibutyl phenyl phosphate	280.0

<sup>a</sup>Ofstad and Sletten (1985) reported a water solubility of 0.11 mg/L for trixylenyl phosphate, which is significantly lower than the one reported by Saeger et al. (1979).

Source: Mayer et al. 1981; Saeger et al. 1979



## 4. PRODUCTION, IMPORT/EXPORT, USE, AND DISPOSAL

### 4.1 PRODUCTION

Background information on production for the three major categories of hydraulic fluids that are the subject of this profile is summarized below. Most hydraulic fluid products involve special formulations or mixtures marketed under specific trade names. Public agencies will seldom attempt to track production figures for such highly specialized product lines. In addition, many of the constituent chemicals used in hydraulic fluids appear in a variety of other products or applications ranging from lubricants to plasticizers. Since hydraulic fluids have not been viewed as the most serious forms of toxicants or site contaminants, there are as yet no reporting requirements for the Toxics Release Inventory (EPA 1995) for hydraulic fluids or any of the major chemical constituents in the three categories of hydraulic fluids discussed below or listed in Tables 3-1 through 3-3.

**Mineral Oil Hydraulic Fluids.** Most mineral oil hydraulic fluids are made from dewaxed paraffin-based crude oils that are blended with additives to impart appropriate properties for the specific use (Newton 1989; Papay 1989, 1991; Wills 1980). The types of additives, which are summarized below, are quite numerous and in some cases (Mattie et al. 1993) may contain organophosphate esters. These additives include extreme pressure additives, which help prevent surface damage under severe loading (organic sulfur-, phosphorus-, and chlorine-containing compounds); anti-wear additives, which prevent wearing under light loads (fatty acids and derivatives, organophosphate esters); corrosion inhibitors, which prevent corrosion by oxygen and water (fatty acids, sulfonates, and salts of fatty acids); oxidation inhibitors, which inhibit oxidation of the hydraulic fluid (phenols, amines, and sulfides); defoamers, which prevent foam formation (silicone oils); viscosity index improvers, which reduce the dependence of viscosity on temperature (polyalphaolefins, polymethacrylates, and polyalkylstyrenes); pour point depressants, which lower the pour point temperature (polymethacrylates and condensation products); demulsifiers, which allow separation of oil and water (ionogenic and non-ionogenic polar compounds); and dispersants, which prevent unwanted deposits (sulfonates and amides) (Moller 1989). The exact nature of each of these additives appears to be trade secret information since none of the Material Safety Data Sheets describing the hydraulic fluids presented in this profile identify these materials. In addition, no information concerning the exact production methods used in manufacturing these hydraulic fluids was located in the available literature. Nonetheless, they are probably manufactured in batch processes and then tested to insure that they conform to the specifications for which

#### 4. PRODUCTION, IMPORT/EXPORT, USE, AND DISPOSAL

they are sold. The number, nature, and amount of each additive used in a batch may depend on availability, cost, or performance.

The carbon number range (hence, viscosity) in mineral oil hydraulic fluids will vary depending on the application of the fluid (IARC 1984; Papay 1989, 1991, 1993; Wills 1980), but probably is in the range of C<sub>15</sub> to C<sub>50</sub>. The higher the carbon number, the higher the viscosity; viscosity is a major factor in determining the base stock of a hydraulic fluid (Moller 1989; Papay 1989, 1991, 1993; Shubkin 1993; Wills 1980). A more highly refined mineral oil will have better viscosity properties (i.e., high viscosity index or low dependence of viscosity on temperature) (Moller 1989; Shubkin 1993).

Mineral oil hydraulic fluids are not listed on the Toxics Release Inventory (TRI), so a listing of manufacturing sites cannot be generated from this inventory. U.S. suppliers of mineral oil hydraulic fluids include Amoco, Arco, Chevron, Citgo, Exxon, Mobil, Shell, Texaco, and Union (Wills 1980). Producers include American Lubricants Co., Amoco Oil Co., Anderson Oil & Chemical Co., Inc., Ashland Oil Co., Benz Oil Co., Cepsa Chempet Corp., Chevron U.S.A. Inc., Cities Service Oil Co., Continental Oil Co., Cooks Industrial Lubricants Inc., Drydene Co., Engineered Lubricants Co., Exxon Chemical Co., U.S.A., Exxon Co. U.S.A. (Esso Affiliated Co.), Exxon Research & Engineers Co., Gulf Oil Corp. & Subsidiaries, Interlube Corp., International Refining and Mfg. Co., Luscon Industries Corp., A. Margolis & Son Corp., Metal Lubricant Co., Mobil Oil Corp., Motor Oils Refining Co., Penzoil Co., Shell Co., Shultz Lubricants Inc., Sun Petroleum Products Co., Texaco Inc., Texaco Canada Inc., Total Compagnie Fran&se de Raffinage, Total Compagnie Francaise des Petroles & its Affiliates, Tower Oil & Technology Co., Valvoline Oil Co. (International Division), Vulcan Oil Co., and Arthur C. Withrow Co. (Wills 1980). Much of the publicly available information on mineral oil-based hydraulic fluid production derives from surveys conducted in the late 1970s so it is often difficult to determine which facilities or companies presently carry out significant production activities.

No information concerning the specific production volumes of mineral oil hydraulic fluids was found in the available literature. The National Petroleum Refiners Association (NPRA 1992) reported that- 192 million gallons of automatic transmission fluids, universal tractor hydraulic/transmission fluids, energy/shock absorber and power steering fluids, and other automotive hydraulic fluids were sold in 1991. Virtually all of these fluids are mineral oil hydraulic fluids (Chrisope and Landry 1993; Papay 1989, 1991; Wills 1980). This volume is lower than sales volumes for 1990 (216 million gallons), 1989 (221 million gallons), 1988 (223 million gallons), 1987 (220 million gallons), and 1986 (210 million gallons) (NPRA 1992).



#### 4. PRODUCTION, IMPORT/EXPORT, USE, AND DISPOSAL

Water-in-oil emulsion hydraulic fluids are made from paraffin- or naphthenic-based crudes (i.e., mineral oil) and combined with water, bridging solvents (e.g., ethylene glycol [bridging solvents, in this case, increase the solubility of mineral oil in water and probably help stabilize the emulsion]), and emulsifiers (Houghton 1992; Quaker 1993; Wills 1980). Production methods are probably similar to those for the mineral oil hydraulic fluids. Suppliers include Mobil, Conoco, Shell, Sun, Houghton, Hurlburt, and Quaker (Quaker 1993; Wills 1980). Some water-in-oil emulsion hydraulic fluids contain ethylene glycol (Houghton 1992; Quaker 1993), which is subject to reporting under TRI. Nonetheless, since ethylene glycol is used in numerous other applications and represents 110% of the total volume of water-in-oil emulsion hydraulic fluids, it is not anticipated that information concerning releases on the TRI will be indicative of water-in-oil emulsion hydraulic fluid use.

In 1991, ≈12.5 million gallons of fire resistant fluids (probably including water-in-oil emulsions) were sold; this is the lowest sales volume since 1985 (NPRA 1992). No detailed breakdown of water-in-oil emulsion hydraulic fluids was provided in NPRA (1992).

**Organophosphate Ester Hydraulic Fluids.** Organophosphate esters are made by condensing an alcohol (aryl or alkyl) with phosphorus oxychloride in the presence of a metal catalyst (Muir 1984) to produce trialkyl, tri(alkyl/aryl), or triaryl phosphates. For the aryl phosphates, phenol or mixtures of alkylated phenols (e.g., isobutylated phenol, a mixture of several *t*-butylphenols) are used as the starting alcohols to produce potentially very complex mixtures of organophosphate esters. Some phosphate esters (e.g., tricresyl and trixylyl phosphates) are made from phenolic mixtures such as cresylic acid, which is a complex mixture of many phenolic compounds. The composition of these phenols varies with the source of the cresylic acid, as does the resultant phosphate ester. The phosphate esters manufactured from alkylated phenylated phenols are expected to have less batch-to-batch variations than the cresylic acid derived phosphate esters. The differences in physical properties between different manufacturers of the same phosphate ester are expected to be larger than batch-to-batch variations within one manufacturer.

The synthesis of organophosphate ester compounds dates to the mid-1800s. From an early date, the most commercially useful compounds for lubricants, plasticizers, and hydraulic fluids were in the chemical family of the tertiary esters. Before 1970, products were introduced based on alkyl aryl phosphates that could contain chlorinated aromatic hydrocarbons. One of the main human health concerns about organophosphate esters is the potential for neurotoxicity reactions, in particular a condition known as organophosphate-induced delayed neurotoxicity (OPIDN). Tri-*ortho*-cresyl phosphate (TOCP) has been identified as one of the more

#### 4. PRODUCTION, IMPORT/EXPORT, USE, AND DISPOSAL

potent OPIDN neurotoxins in humans, and was formerly a constituent in some organophosphate ester hydraulic fluid products (Marino 1992; Marino and Placek 1994). Production processes now routinely remove virtually all the TOCP. For instance, tricresyl phosphate (TCP) products now typically are manufactured to contain over 98% meta and para isomers and virtually no TOCP (Marino and Placek 1994). Products containing these compounds associated with OPIDN have now entirely disappeared from commercial use, and the vast majority of the industrial organophosphate esters are based on triaryl phosphates with no halogenated components (Marino 1992). At waste disposal sites, however, site contaminants from older product formulations containing the *ortho* form may be encountered.

Organophosphate ester hydraulic fluids are not listed on the TRI, so a listing of manufacturing sites cannot be generated from this inventory. U.S. suppliers of organophosphate ester hydraulic fluids include Akzo, Chevron, FMC, Houghton, Mobil, and Monsanto (Akzo 1989, 1991, 1992; FMC 1991c, 1992a, 1992b, 1992c, 1992d; Wills 1980).

No information on recent production volumes of organophosphate esters used in hydraulic fluids was found in the available literature.

**Polyalphaolefin Hydraulic Fluids.** Polyalphaolefins are made by oligomerizing alphaolefins such as 1-decene in the presence of a catalyst (Newton 1989; Shubkin 1993; Wills 1980). The crude reaction mixture is quenched with water, hydrogenated, and distilled. The number of monomer units present in the product polyalphaolefin oil depends on a number of reaction parameters including the type of catalyst, reaction temperature, reaction time, and pressure (Shubkin 1993). The exact combination of reaction parameters used by a manufacturer is tailored to fit the end-use of the resulting polyalphaolefin oil. A typical polyalphaolefin oil prepared from 1-decene and  $\text{BF}_3 \cdot \text{n-C}_4\text{H}_9\text{OH}$  catalyst at 30 °C contains predominantly trimer ( $\text{C}_{30}$  hydrocarbons) with much smaller amounts of dimer, tetramer, pentamer, and hexamer. While 1-decene is the most common starting material, other alphaolefins can be used, depending on the needs of the product oil.

The final oil contains a large number of isomers (e.g., the trimer of 1-decene contains many  $\text{C}_{30}$  isomers, the tetramer contains many  $\text{C}_{30}$  isomers) which result from skeletal branching during the oligomerization (Shubkin 1993). Polyalphaolefin oils are many times classified by their kinematic viscosity at 100 °C; the higher the viscosity, the longer the average chain length of the polyalphaolefin. The isomer distribution of a polyalphaolefin oil used in a particular hydraulic fluid will depend on the application. A polyalphaolefin oil

#### 4. PRODUCTION, IMPORT/EXPORT, USE, AND DISPOSAL

contains a narrower range of molecular weights than a comparable mineral oil (Chrisope and Landry 1993; Shubkin 1993).

Polyalphaolefin hydraulic fluids have many advantages over the mineral oil counterparts including low temperature flow characteristics, lower volatility, and oxidative stability (Chrisope and Landry 1993; Shubkin 1993). Certain polyalphaolefins maintain good operational characteristics and have been proposed for use in hydraulic systems in U.S. military aircraft (Kinkead et al. 1992b).

U.S. manufacturers of alphaolefins include Ethyl Corp., Shell Chemical Co., Shell Oil Co., and Texaco Chemical Co. (USITC 1993). More than 1 billion pounds of alphaolefins were produced in 1991 (USITC 1993), but no information concerning the volume of alphaolefins used in the production of polyalphaolefin hydraulic fluids was found in the available literature.

##### 4.2 IMPORT/EXPORT

No information on the import/export of mineral oil hydraulic fluids, organophosphate ester hydraulic fluids, or polyalphaolefin hydraulic fluids was found in the available literature.

##### 4.3 USE

Hydraulic fluids are a very diverse class of mixtures that are used in mechanical systems for transmitting pressure (Wills 1980). The choice of which hydraulic fluid class and which specific hydraulic fluid to use in a particular application is based on a number of factors including the type of application, environment, and equipment using the fluid.

**Mineral Oil Hydraulic Fluids.** Mineral oil hydraulic fluids are used in numerous applications such as automobile automatic transmissions (hydrokinetic transmission) and power steering units, elevators, farm equipment (including lifting and tilting mechanisms), mining, energy, chemical manufacturing, primary metals, machining, and manufacturing (such as forklift trucks, loading systems, metal working machines and systems, hydrostatic transmissions, and work-holding systems) (Papay 1993; Wills 1980). Mineral oil-based hydraulic fluids constitute the largest class of hydraulic fluids and are used in a large number of industrial, commercial, and consumer applications.

#### 4. PRODUCTION, IMPORT/EXPORT, USE, AND DISPOSAL

Water-in-oil emulsion hydraulic fluids are used not only in applications such as those described above, but also where leaking hydraulic fluid could contact an ignition source such as in mines, general industry, and rolling mills (Wills 1980). They are temperature sensitive and do not withstand freezing temperatures; their applications, therefore, are limited to environments where freezing temperatures do not exist.

In the past, hydraulic fluids using mineral oils sometimes included such additives as PCBs to improve the thermal resistance or other properties of the resulting fluids. While such uses of PCBs have been discontinued, PCBs at NPL sites may be encountered as a component where hydraulic fluids are a site contaminant (ATSDR 1993b).

**Organophosphate Ester Hydraulic Fluids.** Military and commercial performance needs for fire resistance, a wide range of operating temperatures, and improved safety in handling and storage provided the impetus for the development of many types of organophosphate esters as synthetic lubricant products and feedstocks during the 1940s and 1950s (Marino and Placek 1994). Organophosphate ester hydraulic fluids are used where fire retardancy is needed, such as on aircraft, in marine applications, in electrohydraulic control systems of steam turbines, and in industrial systems where leaking fluid might contact an ignition source (Papay 1993; Wills 1980). In addition, organophosphate esters also are used as antiwear additives in hydraulic fluids and other lubricants; of the organophosphate esters discussed in this profile, Durad 110, 125, 220B, and 300 are categorized by their manufacturers as antiwear additives and not as hydraulic fluids (FMC 1991 c, 1991 d, 1992a, 1992b; Marino and Placek 1994). When used as hydraulic fluids or lubricants, organophosphate esters act as solvents on a variety of hydrocarbon-based seals, hoses, paints, coatings, and elastomers used with machinery or other equipment. Without proper maintenance, leaks from seal and hose failures can lead to spills and releases to the environment (Marion and Placek 1994).

**Polyalphaolefin Hydraulic Fluids.** Polyalphaolefin hydraulic fluids have properties comparable to the most effective components in mineral oil and are used in applications identical to mineral oil hydraulic fluids (Chrisope and Landry 1993; Papay 1993; Shubkin 1993; Wills 1980). Polyalphaolefins are more expensive than mineral oil, and this may limit their use in industry. In addition, polyalphaolefin hydraulic fluids are used in military applications such as aircraft and missile hydraulic systems, tank recoil and hydraulic systems, and aerospace test stands (Shubkin 1993).

## 4. PRODUCTION, IMPORT/EXPORT, USE, AND DISPOSAL

### 4.4 DISPOSAL

**Mineral Oil Hydraulic Fluids.** Disposal of used mineral oil hydraulic fluids is regulated as used oil under the Solid Waste Disposal Act as amended by the Resource Conservation and Recovery Act (RCRA) and as amended by the Used Oil Recycling Act (42 U.S.C. 6901,6905,6935,6937-6939, and 6074, see 40 CFR parts 260,261,266,271, and 279). Used mineral oil hydraulic fluids to be recycled are not listed as hazardous wastes and can be burned for energy recovery or recycled. In general, the newer mineral oil hydraulic fluids (including water-in-oil emulsion fluids) do not contain known chemicals or other materials that are listed in 40 CFR 261 (RCRA) and can be burned for energy recovery or recycled. However, this may not apply to some of the older hydraulic fluids, particularly those containing PCBs.

**Organophosphate Ester Hydraulic Fluids.** Disposal of used organophosphate ester hydraulic fluids is regulated as used oil under the Solid Waste Disposal Act as amended by the RCRA and as amended by the Used Oil Recycling Act (42 U.S.C. 6901,6905,6935,6937-6939, and 6074, see 40 CFR parts 260,261, 266,271, and 279). Used organophosphate ester hydraulic fluids to be recycled are not listed as hazardous wastes and can be burned for energy recovery or recycled. In general, the newer organophosphate ester hydraulic fluids do not contain known chemicals or other materials that are listed in 40 CFR 261 (RCRA) and can be burned for energy recovery or recycled.

**Polyalphaolefin Hydraulic Fluids.** Disposal of used polyalphaolefin hydraulic fluids is regulated as used oil under the Solid Waste Disposal Act as amended by the RCRA and as amended by the Used Oil Recycling Act (42 U.S.C. 6901, 6905, 6935, 6937-6939, and 6074, see 40 CFR parts 260, 261, 266, 271, and 279). Used polyalphaolefin hydraulic fluids to be recycled are not listed as hazardous wastes and can be burned for energy recovery or recycled. In general, the new polyalphaolefin hydraulic fluids covered in this profile do not contain known chemicals or other materials that are listed in 40 CFR 261 (RCRA) and can be burned for energy recovery or recycled.



## 5. POTENTIAL FOR HUMAN EXPOSURE

### 5.1 OVERVIEW

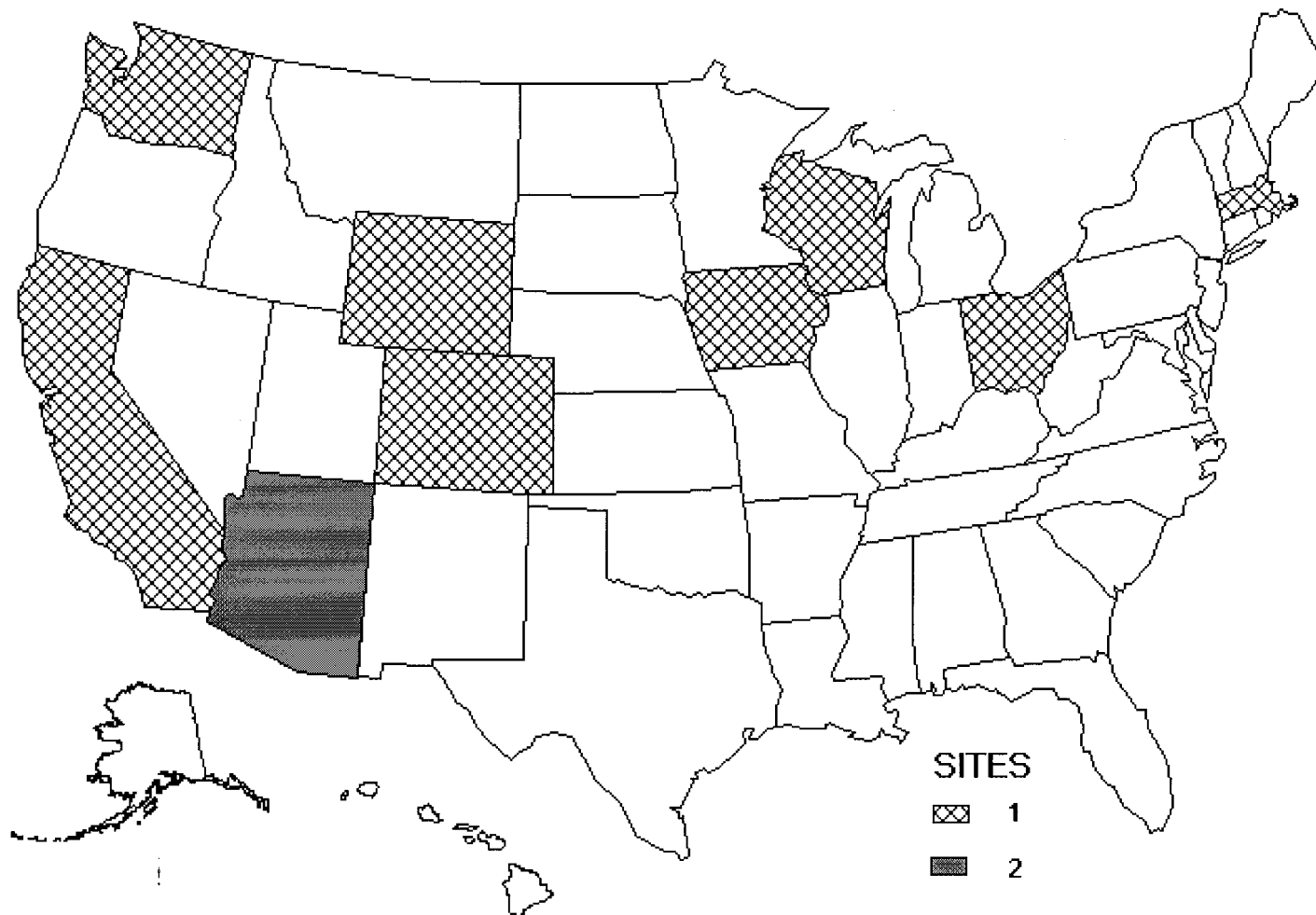
Hydraulic fluid contaminants have been identified in at least 10 of 1,428 current or former NPL Sites (HazDat 1996). All of these sites are located in the conterminous United States. The frequency of these sites can be seen in Figure 5-1. However, the number of sites evaluated for hydraulic fluids is not known.

**Mineral Oil Hydraulic Fluids.** Mineral oil and water-in-oil emulsion hydraulic fluids are used extensively in virtually all heavy industries as well as in construction equipment, automobiles, tractors, trucks, and material handling equipment. Potentially exposed populations include workers in heavy and allied industries and the general population due to the use of hydraulic fluids in automobiles; however, this profile does not focus on automotive fluids. The most common route of exposure is dermal contact with the neat fluid, although inhalation of oil mists and vapors may also occur. The components of mineral oil hydraulic fluids are present in many other petroleum-derived products including lubricating oils, so exposure to the major components of mineral oil hydraulic fluids is not limited to hydraulic fluid exposures.

In the past, mineral oil hydraulic fluids sometimes included additives such as polychlorinated biphenyls (PCBs) to improve the thermal resistance or other properties of the resulting fluids. These additives may present more toxicity risks than the primary ingredients of the hydraulic fluids. While such uses of PCBs have been discontinued, PCBs may be encountered as components of hydraulic fluids at NPL sites contaminated by hydraulic fluids (ATSDR 1993b).

**Organophosphate Ester Hydraulic Fluids.** Organophosphate ester hydraulic fluids are used in applications that require the fluid to be fire resistant, for example, in aircraft and in electrohydraulic control systems of steam turbines. It is not likely that significant concentrations in air will occur from such sources. Exposed populations include aircraft maintenance workers and mechanics, as well as other workers who maintain hydraulic control systems that use organophosphate ester hydraulic fluids. The most-common route of exposure probably is dermal contact with the neat fluid, although inhalation exposure may also occur, probably from both mists and vapors. Organophosphate esters can also enter the environment from their use as plasticizers and antiwear additives in lubricating oils. Therefore, the occurrence of organophosphate esters in the environment cannot be uniquely associated with hydraulic fluid use.

Figure 5-1. Frequency of NPL Sites with Hydraulic Fluid and Hydraulic Fluid Component Contamination



Derived from HazDat 1996



## 5. POTENTIAL FOR HUMAN EXPOSURE

The synthesis of organophosphate ester compounds began in the mid-1800s. From an early date, the most commercially useful compounds for lubricants, plasticizers, and hydraulic fluids were in the chemical family of the tertiary esters. Before the 1960s products were introduced based on alkyl aryl phosphates that could contain chlorinated aromatic hydrocarbons. Such products have now entirely disappeared from commercial use, and the vast majority of the industrial organophosphate esters are based on triaryl phosphates with no halogenated components (Marino 1992). However, at older waste disposal sites, hydraulic fluid site contaminants could contain chlorinated hydrocarbons. As with the PCBs formerly included as additives in other forms of hydraulic fluids, these additives may present more toxicity risks than the primary ingredients of the hydraulic fluids.

One of the main human health concerns about organophosphate esters is the potential for neurotoxicity reactions, in particular a condition known as organophosphate-induced delayed neurotoxicity (OPIDN). Tri-*ortho*-cresyl phosphate (TOCP) has been identified as one of the more potent OPIDN neurotoxins in humans, and was formerly a constituent in some organophosphate ester hydraulic fluid products (Marino 1992; Marino and Placek 1994). Production processes now routinely remove virtually all the TOCP. For instance, tricresyl phosphate (TCP) products now typically are manufactured to contain over 98% meta and para isomers and virtually no TOCP (Marino and Placek 1994). At waste disposal sites, however, site contaminants from older product formulations containing the *ortho* form may be encountered.

**Polyalphaolefin Hydraulic Fluids.** Polyalphaolefin hydraulic fluids are used in most applications where mineral oil fluids are used, especially those that require proper operation in cold temperatures since polyalphaolefins possess very good temperature characteristics. Exposed populations will include maintenance workers and mechanics who maintain hydraulic control systems that use polyalphaolefin hydraulic fluids. The hydrocarbon isomers of polyalphaolefin hydraulic fluids probably are also present in mineral oil, so the presence of the components of polyalphaolefins in the environment cannot be uniquely associated with polyalphaolefin hydraulic fluid usage. Nonetheless, polyalphaolefin oils have a much narrower distribution of molecular weights than mineral oils (Chrisope and Landry 1993). If, for example, there is a spill of a hydraulic fluid containing only polyalphaolefin oils, the gas chromatographic scan would be different than the scan for a similar mineral-oil-based hydraulic fluid. Polyalphaolefin oils, however, are blended with mineral oils to achieve particular properties in hydraulic fluids (Collins 1993), making it impossible to identify the presence of a polyalphaolefin oil in these cases. In addition, polyalphaolefin oils are used for applications other than hydraulic fluids, and the presence of a polyalphaolefin oil in the

## 5. POTENTIAL FOR HUMAN EXPOSURE

environment may result from release of a substance such as motor oil that contains polyalphaolefins, rather than hydraulic fluids.

### 5.2 RELEASES TO THE ENVIRONMENT

#### 5.2.1 Air

**Mineral Oil Hydraulic Fluids.** The majority of the components of mineral oil and water-in-oil emulsion hydraulic fluids are not on the Toxics Release Inventory (TRI). Some water-in-oil emulsion hydraulic fluids contain ethylene glycol (Houghton 1992; Quaker 1993), which is subject to reporting under TRI. Nonetheless, since ethylene glycol is used in numerous other applications and represents  $\leq 10\%$  (Houghton 1992; Quaker 1993) of the total volume of water-in-oil emulsion hydraulic fluids, it is not anticipated that TRI information concerning releases of ethylene glycol will be indicative of water-in-oil emulsion hydraulic fluid use. It may be difficult to estimate the release of mineral oil or water-in-oil emulsion hydraulic fluids to air by identifying occurrences of mineral oil (the major constituent) in air at a particular facility since mineral oils are also used in numerous other products and applications, and concentrations of the components cannot always be uniquely associated with mineral oil hydraulic fluid release.

Weschler et al. (1990) reported that the concentration of individual paraffins present in the air of a building was 0.0088-0.262 mg/m<sup>3</sup> and was associated with operating a hydraulic elevator. Mineral oil hydraulic fluids, therefore, may be released to the air during use in hydraulic elevators (and probably other hydraulic equipment) and can come from volatilization or as mists or aerosols from fluid reservoirs and mechanisms such as actuation pistons. It is not likely that significant concentrations in air will occur from such sources.

**Organophosphate Ester Hydraulic Fluids.** None of the known components of organophosphate ester hydraulic fluids are on the TRI. Releases of organophosphate ester hydraulic fluids in air are probably lower than mineral oil hydraulic fluids because of their lower vapor pressures. It may be difficult to estimate the release of organophosphate ester hydraulic fluids to air by identifying occurrences of organophosphate esters (the major constituents) in air at a particular facility since organophosphate esters are also used in numerous other products and applications, and concentrations of the components cannot always be uniquely associated with organophosphate ester hydraulic fluid release.

## 5. POTENTIAL FOR HUMAN EXPOSURE

A component of Skydrol 500B and Skydrol LD (tributyl phosphate) was detected in the air at the CP air test facility at Vancouver International Airport at a concentration of 0.04-0.3 mg/m<sup>3</sup> (Labour-Canada 1990), indicating that organophosphate ester hydraulic fluids may be released during aircraft maintenance operations on equipment using organophosphate ester hydraulic fluids.

**Polyalphaolefin Hydraulic Fluids.** None of the known components of polyalphaolefin hydraulic fluids are on the TRI. Releases of polyalphaolefin hydraulic fluids in air are probably similar to mineral oil hydraulic fluids. It may be difficult to estimate the release of polyalphaolefin hydraulic fluids to air by identifying occurrences of polyalphaolefin hydrocarbon isomers in air at a particular facility since these constituents also are present in mineral oil and concentrations of the components cannot always be uniquely associated with polyalphaolefin hydraulic fluid release. Nonetheless, the gas chromatographic profile of a polyalphaolefin will be very different than that of a mineral oil, and identification may be possible when polyalphaolefins predominate in a sample.

### 5.2.2 Water

**Mineral Oil Hydraulic Fluids.** The majority of the components of mineral oil and water-in-oil emulsion hydraulic fluids are not on the TRI. Some water-in-oil emulsion hydraulic fluids contain ethylene glycol (Houghton 1992; Quaker 1993), which is subject to reporting under the TRI. Nonetheless, since ethylene glycol is used in numerous other applications and represents  $\leq 10\%$  of the total volume of water-in-oil emulsion hydraulic fluids, it is not anticipated that TRI information concerning releases of ethylene glycol will be indicative of water-in-oil emulsion hydraulic fluid use. It may be difficult to estimate the release of mineral oil or water-in-oil emulsion hydraulic fluids to water by identifying occurrences of mineral oil (the major constituent) in water at a particular facility since mineral oils also find use in numerous other products and applications, and concentrations of the components cannot always be uniquely associated with mineral oil hydraulic fluid release.

Releases of mineral oil hydraulic fluids from hydraulic systems at a steel mill were estimated to be 5,680 L/year from continuous leakage and 5,670 L/year from accidents such as line breakage (Perl et al. 1985). Spills and leakage were sent to a lagoon and then treated by a waste water treatment plant. If this amount of leakage is typical for industries using hydraulic systems, then loss of hydraulic fluids to the environment will be very large. Abdul et al. (1990) reported the spill of  $\approx 208,000$  gallons of automatic

## 5. POTENTIAL FOR HUMAN EXPOSURE

transmission fluid (ATF) from storage tanks. The ATF migrated to groundwater. No information concerning releases from other hydraulic systems were identified in the available literature.

In the past, mineral oil hydraulic fluids sometimes included additives such as PCBs to improve the thermal resistance or other properties of the resulting fluids. While such uses of PCBs have been discontinued, PCBs may be encountered as a component of hydraulic fluids at NPL sites contaminated by hydraulic fluids (ATSDR 1993b).

**Organophosphate Ester Hydraulic Fluids.** None of the known components of organophosphate ester hydraulic fluids are on the TRI. Releases of organophosphate ester hydraulic fluids to water are probably similar to mineral oil hydraulic fluids. It may be difficult to estimate the release of organophosphate ester hydraulic fluids to water by identifying occurrences of organophosphate esters (the major constituents) in water at a particular facility since organophosphate esters also find use in numerous other products and applications, and concentrations of the components cannot always be uniquely associated with organophosphate ester hydraulic fluid release.

**Polyalphaolefin Hydraulic Fluids.** None of the known components of polyalphaolefin hydraulic fluids are on the TRI. Releases of polyalphaolefin hydraulic fluids to water are probably similar to mineral oil hydraulic fluids, only much smaller since they are not used as extensively. It should be noted that it may be difficult to estimate the release of polyalphaolefin hydraulic fluids to water by identifying occurrences of polyalphaolefin hydrocarbon isomers in water at a particular facility since these constituents also are present in mineral oil, and concentrations of the components cannot always be uniquely associated with polyalphaolefin hydraulic fluid release. Nonetheless, the gas chromatographic profile of a polyalphaolefin will be very different than that of a mineral oil, and identification may be possible when polyalphaolefins predominate in a sample.

### 5.2.3 Soil

**Mineral Oil Hydraulic Fluids.** The majority of the components of mineral oil and water-in-oil emulsion hydraulic fluids are not on the TRI. Some water-in-oil emulsion hydraulic fluids contain ethylene glycol (Houghton 1992; Quaker 1993), which is subject to reporting under TRI. Nonetheless, since ethylene glycol is used in numerous other applications and represents  $\leq 10\%$  of the total volume of water-in-oil emulsion hydraulic fluids, it is not anticipated that TRI information concerning releases of ethylene glycol will be

## 5. POTENTIAL FOR HUMAN EXPOSURE

indicative of water-in-oil emulsion hydraulic fluid use (Houghton 1992; Quaker 1993). It may be difficult to estimate the release of mineral oil or water-in-oil emulsion hydraulic fluids to soil by identifying occurrences of mineral oil (the major constituent) in soil at a particular facility since mineral oils also find use in numerous other products and applications, and concentrations of the components cannot always be uniquely associated with mineral oil hydraulic fluid release. Abdul et al. (1990) reported that  $\approx 208,000$  gallons of automatic transmission fluid (ATF) was released to soil from a leaky storage tank. Soil in the area of the spill was saturated with ATF; concentrations decreased in lower soil layers. In addition, mineral oil and water-in oil emulsion hydraulic fluids are probably released to soil from leaks and spills in a manner similar to that described by Per1 et al. (1985) for water release.

**Organophosphate Ester Hydraulic Fluids.** None of the known components of organophosphate ester hydraulic fluids are on the TRI. Releases of organophosphate ester hydraulic fluids to soil are probably similar to mineral oil hydraulic fluids. It may be difficult to estimate the release of organophosphate ester hydraulic fluids to soil by identifying occurrences of organophosphate esters (the major constituents) in soil at a particular facility since organophosphate esters also find use in numerous other products and applications, and concentrations of the components cannot always be uniquely associated with organophosphate ester hydraulic fluid release.

**Polyalphaolefin Hydraulic Fluids.** None of the known components of polyalphaolefin hydraulic fluids are on the TRI. Releases of polyalphaolefin hydraulic fluids to soil are probably similar to mineral oil hydraulic fluids. It may be difficult to estimate the release of polyalphaolefin hydraulic fluids to soil by identifying occurrences of polyalphaolefin hydrocarbon isomers in soil at a particular facility since these constituents also are present in mineral oil and concentrations of the components cannot always be uniquely associated with polyalphaolefin hydraulic fluid release. Nonetheless, the gas chromatographic profile of a polyalphaolefin will be very different than that of a mineral oil, and identification may be possible when polyalphaolefins predominate in a sample.

## 5. POTENTIAL FOR HUMAN EXPOSURE

### 5.3 ENVIRONMENTAL FATE

#### 5.3.1 Transport and Partitioning

No information on the transport and partitioning of all the components for any of the hydraulic fluids presented in this profile was located in the available literature; thus, a full accounting of the transport and partitioning is not possible. Information is available, however, concerning the transport and partitioning of some of the major components of the hydraulic fluids, which allows an assessment of some of these components. Since hydraulic fluids are formulated to conform to performance specifications and not to specific chemical analysis, any tests performed on a specific hydraulic fluid pertain only to that particular hydraulic fluid and not necessarily to earlier or later versions of the same fluid.

**Mineral Oil Hydraulic Fluids.** No information identifying the major components of mineral oil or water-in-oil hydraulic fluids was located in the available literature, nor was any information located that described how the emulsifiers and other components in water-in-oil emulsion hydraulic fluids alter the environmental properties of the mineral oils contained in them. The carbon number range present in mineral oil hydraulic fluids probably is from C<sub>15</sub> to C<sub>50</sub> (IARC 1984; Shubkin 1993; Wills 1980). If automatic transmission fluids are typical of the mineral oil content in a hydraulic fluid, then mineral oil hydraulic fluids contain ≈ 90% mineral oil (Abdul et al. 1990; Papay 1989, 1991). Therefore, the transport and partitioning of these hydrocarbons will largely account for the environmental behavior of mineral oil hydraulic fluids. Typical transport and partitioning information for hydrocarbons in this range is presented below; this information is indicative of the transport and partitioning of mineral oils present in hydraulic fluids.

The water solubility values of some C<sub>14-36</sub> alkanes are presented in Table 3-7. The octanol/water partition coefficient log (K<sub>OW</sub>) of tetradecane (C<sub>14</sub>) is 7.2 (Hutchinson et al. 1980). Water solubilities for alkanes with more than about 10-15 carbon atoms (typical of the components in gasoline) are generally considered to be low, with highest estimates at about a log (K<sub>OW</sub>) value of 7.4 (ATSDR 1995). Based on the available measured data, C<sub>15-50</sub> alkanes as a group are expected to have low water solubilities and high K<sub>OW</sub> values. In general, chemicals with low water solubilities and high K<sub>OW</sub> values tend to partition to sediments when released to water and to sorb to soils (Lyman et al. 1982). Bioconcentration factors (BCFs) also tend to rise with increasing K<sub>OW</sub> values, but chemicals with very high octanol/water K<sub>OW</sub> values (>7) tend to have decreasing BCFs (Droy 1993). C<sub>15-50</sub> hydrocarbons appear to partition to sediments and suspended particles (Bates et al. 1984; Saliot et al. 1985; Serrazanetti et al. 1991). Docosane (C<sub>22</sub>H<sub>46</sub>) has a BCF of 10,100 in

## 5. POTENTIAL FOR HUMAN EXPOSURE

activated sludge and 8,730 in algae (*Chlorella fusca*), but only 10 in fish (golden ide) (Freitag et al. 1985). These results for the algae and sludge may reflect a simple partitioning phenomenon more than an actual physiologically-mediated bioconcentration of the docosane. By contrast, the marine diatom *Cyclotella cryptica* has a BCF of 2 for n-C<sub>16</sub>H<sub>34</sub>, but the BCF dropped to 0 for C<sub>28-30</sub> hydrocarbons (Karydis 1980). In soil, C<sub>5-50</sub> hydrocarbons adsorbed to sludge and tended to migrate only slowly into the surrounding soil (Liu 1980). Based on the available BCF values, the hydrocarbon components of mineral oil hydraulic fluids show little tendency for bioaccumulation in animals. No studies were identified dealing with the various additives that are often associated with mineral-oil-based hydraulic fluid products.

**Organophosphate Ester Hydraulic Fluids.** Most of the monitoring information available for components of organophosphate ester hydraulic fluids pertains to water and sediments, with only a few reports of organophosphate esters in soils and very few reporting air or rain concentrations (see Section 5.4). There is insufficient monitoring information to demonstrate that sediments and soils are the dominant environmental sinks, as the physical/chemical properties predict.

The log K<sub>OW</sub>, water solubilities, and Henry's law constants of several of the components that are present in the organophosphate ester hydraulic fluids included in this profile have been measured and are presented in Tables 3-4, 3-5, 3-8, and 3-9. In general, chemicals with low K<sub>OW</sub> (log K<sub>OW</sub> < 1) tend to have high water solubilities, do not sorb to sediments, and do not bioconcentrate; chemicals with high K<sub>OW</sub>, tend to have low water solubilities, partition to sediments and soil, and bioconcentrate in fish (Lyman et al. 1982). Most of the values presented above are for mixtures and are the average values for all of the components in the mixture.

Outdoor artificial ponds containing clay sediments (6% organic carbon, pH 6.8), fish, and chironomid larvae were treated with triphenyl phosphate, 2-ethylhexyl diphenyl phosphate, t-butylphenyl diphenyl phosphate, and tri(*m*-cresyl) phosphate and their concentration and partitioning monitored over time (Muir et al. 1985). After 18 hours, 62.3%, 61.5%, and 77.7% of the applied radioactivity was present in the sediment for 2-ethylhexyl diphenyl phosphate (labeled at C<sub>1</sub>), t-butylphenyl diphenyl phosphate (ring labeled), and tri(*m*-cresyl) phosphate (ring-labeled), respectively. After 18 hours, ≈ 24% of the applied radioactivity was present in the water for all esters, and 1.3-1.8% of the applied radioactivity was present in the biota. After 7 days, concentrations in the biota were ≤ 0.5%; and after 21 days, concentrations in the biota were below the detection limit (≤ 0.1 % or 0.2 mg). Sediment concentrations also dropped over time, although much more slowly. After 360 days, 23.6-30.5% of the applied radioactivity was still present in the sediments and was present at least to some extent as untransformed ester, as determined by gas chromatographic analyses. Air

## 5. POTENTIAL FOR HUMAN EXPOSURE

concentrations measured at 5 cm above the ponds decreased from maximum concentrations of  $1.97 \times 10^{-4}$  and  $3.2 \times 10^{-5}$  mg/m<sup>3</sup> measured in the first 18 hours for t-butylphenyl diphenyl phosphate and 2-ethylhexyl diphenyl phosphate, respectively, to below  $2 \times 10^{-6}$  mg/m<sup>3</sup> after 3 days. By contrast, in a more complex artificial pond containing clay sediments (6% organic matter, pH 6.8), fish (rainbow trout), duckweed, and cattails, 32% and 34% of the applied radioactivity of 2-ethylhexyl diphenyl phosphate and triphenyl phosphate, respectively, was present in the sediments after 24 hours, while 36% and 52%, respectively, was in the water (Muir et al. 1982). Over the course of the experiment (240 hours), the cattails never absorbed a measurable amount of radioactivity (0.2%), while the duckweed and fish absorbed 1.4-1.7% and 2.0-3.4%, respectively, of the applied radioactivity in 24 hours. After 240 hours, the duckweed and fish contained 0.2-0.5% and 3.0-0.5%, respectively, of the applied radioactivity (the amount of radioactivity in the fish appeared to be decreasing during the experiment, but increased from 0.2% to 3.0% between 180 and 240 hours for 2-ethylhexyl diphenyl phosphate). A study was conducted by Mayer et al. (1981) on the transport and partitioning of Pydraul50E in a lake microcosm containing 8 L of sediment and 20 L of water. At the end of the 28-day test, 38-47% of the originally applied Pydraul 50E remained in the sediment. In the materials that remained in the sediment, about 10% was triphenyl phosphate, and approximately 90% was nonylphenyl diphenyl phosphate and cumylphenyl diphenyl phosphate. Significant degradation occurred in this system after 28 days. These results show that, in general, the higher molecular weight fractions of the organophosphate ester hydraulic fluids partition to the sediments, while lower molecular weight fractions tend to remain in the water column or degrade.

The BCFs of some of the components of organophosphate ester hydraulic fluids are presented in Table 5-1. In general, the larger organophosphate esters, such as cumylphenyl diphenyl phosphate, concentrate more in fish because they have higher  $K_{OW}$  values and hence, tend to partition to fat, while smaller ones, such as triphenyl phosphate, concentrate less because they have lower  $K_{OW}$  values and do not partition. In fish, organophosphate esters appear to be more bioavailable when sediments are not present (Huckins et al. 1991), but chironomids appear to be able to bioaccumulate organophosphate esters from the sediments (Muir et al. 1983b, 1985).

**Polyalphaolefin Hydraulic Fluids.** The transport and partitioning properties of the polyalphaolefin hydraulic fluids will be similar to the mineral oil fluids since they contain similar aliphatic hydrocarbon isomers.



## 5. POTENTIAL FOR HUMAN EXPOSURE

**Table 5-1. Bioconcentration Factors for Components of Organophosphate Ester Hydraulic Fluids**

Organophosphate ester	Rainbow fathead trout	Minnows	Reference
<i>t</i> -Butylphenyl diphenyl phosphate	1,096	785	Muir et al. 1983 <sup>a</sup>
Cumylphenyl diphenyl phosphate	2,807		Mayer et al. 1981 <sup>a</sup>
Cumylphenyl diphenyl phosphate	1,156		Lombardo and Egry 1979 <sup>b</sup>
Nonylphenyl diphenyl phosphate	133		Lombardo and Egry 1979 <sup>b</sup>
Nonylphenyl diphenyl phosphate	691		Mayer et al. 1981 <sup>a</sup>
Tricresyl phosphate (mixture)	165		Veith et al. 1979 <sup>b</sup>
<i>m</i> -Tricresyl phosphate	784	596	Muir et al. 1983 <sup>a</sup>
<i>p</i> -Tricresyl phosphate	1,420	928	Muir et al. 1983 <sup>a</sup>
Triphenyl phosphate	216		Lombardo and Egry 1979 <sup>b</sup>
Triphenyl phosphate	271		Mayer et al. 1981 <sup>a</sup>
Triphenyl phosphate	573	561	Muir et al. 1983 <sup>a</sup>

<sup>a</sup>Static test method

<sup>b</sup>Flow-through test method

## 5. POTENTIAL FOR HUMAN EXPOSURE

### 5.3.2 Transformation and Degradation

#### 5.3.2.1 Air

**Mineral Oil Hydraulic Fluids.** No information concerning the atmospheric transformation and degradation of C<sub>17-50</sub> hydrocarbons was found in the available literature. Alkanes degrade in the atmosphere by reacting with hydroxyl radicals via hydrogen abstraction; reaction rates for *n*-alkanes increase with increasing chain length because more hydrogen ions are available for removal. Reaction rates for C<sub>10-16</sub> hydrocarbons are (11.7-25.0) × 10<sup>-12</sup> cm<sup>3</sup> s<sup>-1</sup> (at 300 K) (Nolting et al. 1988), corresponding to gas phase half-lives of 0.6-1.4 days for average hydroxyl radical concentrations of 0.5 × 10<sup>-6</sup> molecules cm<sup>-3</sup>. A study conducted by Cautreels and Van Cauwenberghe (1978) reported that C<sub>25-31</sub> hydrocarbons were 1-3 times more likely to be associated with particulates than with the gas phase, so the actual atmospheric half-life of these hydrocarbons may be longer.

**Organophosphate Ester Hydraulic Fluids.** No information concerning the atmospheric transformation and degradation of organophosphate ester hydraulic fluids was found in the available literature.

**Polyalphaolefin Hydraulic Fluids.** The transformation and degradation properties of the polyalphaolefin hydraulic fluids in air will be similar to the mineral oil fluids since they contain similar hydrogen isomers.

#### 5.3.2.2 Water

**Mineral Oil Hydraulic Fluids.** In water, low concentrations of C<sub>15-50</sub> hydrocarbons will biodegrade. Haines and Alexander (1974) reported that C<sub>16-44</sub> hydrocarbons degraded in a soil-water suspension (64-71% degradation in 20 days), while Matsumoto (1983) reported that river water highly polluted with sewage degraded *n*-alkanes (>90% in 29 days) faster than branched alkanes. While these data indicate that C<sub>15-30</sub> hydrocarbons will biodegrade, no information is available that will allow an estimation of the rates of degradation in the environment or an estimation of any attenuating or accelerating effects other mineral oil hydraulic fluid components may have on degradation.

## 5. POTENTIAL FOR HUMAN EXPOSURE

**Organophosphate Ester Hydraulic Fluids.** Numerous reports are available detailing the aerobic biodegradation of organophosphate esters. These reports indicate that organophosphate esters will degrade with half-lives of a few days to several months under aerobic conditions, using a river die-away test. (A river die-away test is a very common biodegradation test in which river or lake water is spiked with a chemical of interest, and the concentration of the chemical is monitored with time. This type of test is more indicative of degradation in natural systems than tests using, for example, pure cultures or sludge inocula.) Results vary depending on the organophosphate used and the exact conditions of the test; triphenyl phosphate appears to degrade rapidly while more complex organophosphate esters degrade slowly (FMC 1978b; Heitkamp et al. 1986; Howard and Deo 1979; Mayer et al. 1981; Monsanto 1978, 1983a, 1983b, 1983c; Saeger et al. 1979). Specific complex esters for which river die-away test information is available include butyl diphenyl phosphate, *tert*-butylphenyl diphenyl phosphate, dibutyl phenyl phosphate, nonylphenyl diphenyl phosphate, and cumylphenyl phosphate. Similar half-lives are expected in the environment.

Under sewage treatment plant conditions, organophosphate ester components of hydraulic fluids may not completely degrade, depending on the influent concentration. Some organophosphate esters were toxic to sludge microorganisms especially at feed rates of 13 mg/L, while lower feed rates were degraded 74-99% in 24 hours (Saeger et al. 1979).

Hydrolysis appears to be the most important abiotic degradative mechanism for organophosphate esters under basic pH conditions. Under neutral and acidic conditions, the reaction slows considerably and could become an insignificant removal mechanism. The hydrolysis proceeds by a stepwise mechanism in which one alcohol group is removed at a time. The first step is cleavage of a P-OR bond (where "R" is an aryl or alkyl group) to produce a diester of phosphoric acid, which, under basic conditions, becomes an anion. This anion is much more resistant to further hydrolytic cleavage than the triester (Barnard et al. 1961). This property of organophosphate esters may be of environmental importance since phosphoric acid diesters are much more soluble and very little is known concerning the environmental toxicity of these compounds. The available data do not provide sufficient descriptions of the experimental methods to determine if the rates are reliable (Barnard et al. 1961; Ciba-Geigy 1984e, 1986; Howard and Deo 1979; Mayer et al. 1981; Wolfe 1980). The majority of reports provide only a minimum of information and exclude important facts such as the duration of the experiments and the concentration of buffers. Despite the lack of experimental detail, published rate constants for base-catalyzed hydrolysis appear to be reasonably consistent and suggest that the hydrolytic half-life of triphenyl phosphate will vary from 350 days at pH 6.0 to 9.3 days at pH 8.5. Rates for tricresyl

## 5. POTENTIAL FOR HUMAN EXPOSURE

phosphate appear to be on the same order as for triphenyl phosphate. Other alkylphenyl diphenyl phosphates appear to have rates about an order of magnitude smaller than triphenyl phosphate and tricresyl phosphate.

**Polyalphaolefin Hydraulic Fluids.** The transformation and degradation properties of the polyalphaolefin hydraulic fluids in water will be similar to the mineral oil fluids since they contain similar aliphatic hydrocarbon isomers.

### 5.3.2.3 Sediment and Soil

**Mineral Oil Hydraulic Fluids.** No information concerning the transformation and degradation of mineral oil hydraulic fluids in sediments and soils was found in the available literature.

**Organophosphate Ester Hydraulic Fluids.** Sediment degradation of organophosphate ester hydraulic fluid components was studied by Mayer et al. (1981) and Muir et al. (1982, 1985) in microcosms as described in Section 5.3.1. In general, these authors found that organophosphate esters partitioned to the sediments where degradation (presumably biodegradation) occurred slowly. Larger organophosphate esters degraded more slowly. The pseudo-first-order half-lives for t-butylphenyl diphenyl phosphate, cumylphenyl diphenyl phosphate, and tricresyl phosphate in sediment were 39, 79, and 39 days, respectively (Muir et al. 1985). Rates are expected to be dependent on environmental conditions such as temperature, contaminants, nutrients, and pre-exposure of the system to organophosphorus esters.

While there is little information identified in the literature on empirical laboratory studies documenting disappearance rates in microcosms for organophosphate esters, one study (Heltkamp et al. 1984) provides results on degradation of the triaryl organophosphate known as isopropylphenyl diphenyl phosphate (IPDP). Results for both aerobic and anaerobic sediment microcosms showed a disappearance of less than 8% from the initial IPDP concentration levels after 4 weeks due to a combination of physical and biochemical degradation. IPDP is a common type of organophosphate ester, whose production has increased because of concerns over possible toxic impacts from tricresyl organophosphates and cresyl diphenyl organophosphates (Heltkamp et al. 1984).

Studies conducted by Pickard et al. (1975) documented that bacteria can use triaryl phosphate-containing hydraulic or lubricating fluids as a carbon source. An inoculum of a mixed bacterial population was obtained from lake sediments that had a history of spills from aviation fuels and other petrochemical oils.

## 5. POTENTIAL FOR HUMAN EXPOSURE

Tests showed cell growth on a commercial triaryl phosphate lubricating oil (Fyrquel 220) (0.5% TOCP by weight) and on its individual components, triphenyl phosphate, tri-*ortho*-cresyl phosphate and trixylenyl phosphate. The bacteria were able to emulsify the substrate, which increased the surface area and otherwise enhanced the conditions needed for actual biodegradation of the triaryl phosphates. Actual biodegradation, as reflected in cell growth, was still considered very low. The ability of the bacteria to emulsify the substrate, however, could accentuate chemical degradation processes such as hydrolysis (see Section 5.3.2.2 above).

**Polyalphaolefin Hydraulic Fluids.** No information concerning the transformation and degradation of polyalphaolefin hydraulic fluids in sediments and soils was found in the available literature.

### 5.4 LEVELS MONITORED OR ESTIMATED IN THE ENVIRONMENT

#### 5.4.1 Air

**Mineral Oil Hydraulic Fluids.** It is difficult to assess the presence of mineral oil or water-in-oil emulsion hydraulic fluids in air by identifying occurrences of mineral oil (the major constituent) in air since mineral oils are also used in numerous other products and applications and these other applications account for a much greater volume than hydraulic fluid applications. For example, the National Petroleum Refiners Association (NPRA) reported that over 1 billion gallons of mineral-oil-based engine oils were sold in the United States every year from 1984 to 1991; this volume does not account for other mineral-oil-based products such as gear oils or other consumer, industrial, or commercial oil products (NPRA 1992). By contrast, only  $\approx$  200 million gallons of mineral oil and water-in-oil emulsion hydraulic fluids were sold each year between 1984 and 1991 (NPRA 1992). Thus, even if mineral oil or water-in-oil emulsion losses from hydraulic fluid were much greater on a percentage basis than losses from engine oils, because of the very large differences in use volumes, it would still be difficult to associate the occurrence of mineral oil in air with hydraulic fluid usage.

**Organophosphate Ester Hydraulic Fluids.** Organophosphate esters are used in numerous applications other than hydraulic fluids including use as flame retardant plasticizers and antiwear additives to lube oils (FMC 1991c, 1991d, 1992c, 1992d; Weil 1980); no current estimates are available concerning the amounts of organophosphate esters used for these applications. Plasticizer applications include electrical insulation, automotive interiors, furniture upholstery, conveyor belts, and vinyl foams (Weil 1980), and some emissions to the air are expected from these uses. Therefore, organophosphate ester occurrence in air will be

## 5. POTENTIAL FOR HUMAN EXPOSURE

associated with hydraulic fluid, engine oil, plasticizer, and other uses. No reports of organophosphate ester occurrence in air were located in the available literature and only one report was found for occurrence in rainwater. Kawamura and Kaplan (1983) reported that unspecified concentrations of triphenyl phosphate and tributyl phosphate were detected in rainwater in Los Angeles.

**Polyalphaolefin Hydraulic Fluids.** As is the case with mineral oil hydraulic fluids, assessing the presence of polyalphaolefin hydraulic fluids in air by identifying occurrences of the components of these hydraulic fluids may be difficult because the hydrocarbon isomers in polyalphaolefin hydraulic fluids also are present in mineral oils. Thus, the occurrence of polyalphaolefins in air cannot always be uniquely associated with hydraulic fluid usage.

### 5.4.2 Water

**Mineral Oil Hydraulic Fluids.** It is difficult to assess the presence of mineral oil or water-in-oil emulsion hydraulic fluids in water by identifying occurrences of mineral oil in water since mineral oils also find use in numerous other products and applications, which account for a much greater volume than hydraulic fluid applications. For example, NPRA (1992) reported that over 1 billion gallons of mineral-oil-based engine oils were sold in the United States every year from 1984 to 1991 and this volume does not account for other mineral-oil-based products such as gear oils or other consumer, industrial, or commercial oil products. By contrast, only  $\approx$  200 million gallons of mineral oil and water-in-oil emulsion hydraulic fluids were sold each year between 1984 and 1991 (NPRA 1992). Thus, even if mineral oil or water-in-oil emulsion losses from hydraulic fluid were much greater on a percentage basis than losses from engine oils, because of the very large differences in use volumes, it would still be difficult to associate the occurrence of mineral oil in the environment with hydraulic fluid usage. In addition,  $\approx$  193 million gallons of do-it-yourself-generated used oils are disposed of annually (EPA 1992a), which is approximately equal to the entire sales volume of mineral oil and water-in-oil emulsion hydraulic fluids. Since do-it-yourself-generated used oils are not widely recycled, but disposed of in other ways (EPA 1992a), it is more likely that occurrences of mineral oil in water will be associated with engine oils than with hydraulic fluids. -.

Abdul et al. (1990) reported that groundwater was contaminated with automatic transmission fluid (ATF) after a storage tank leaked  $\approx$  208,000 gallons onto the surrounding soil. Pure ATF penetrated the saturated zone and migrated with groundwater flow from there, saturating surrounding groundwater.

## 5. POTENTIAL FOR HUMAN EXPOSURE

**Organophosphate Ester Hydraulic Fluids.** Organophosphate esters are used in numerous applications other than hydraulic fluids including use as flame retardant plasticizers and antiwear additives to lube oils (FMC 1991 c, 1991 d, 1992c, 1992d; Weil 1980); no current estimates are available concerning the amounts of organophosphate esters used for these applications. Plasticizer applications include electrical insulation, automotive interiors, furniture upholstery, conveyor belts, and vinyl foams (Weil 1980), and some emissions to the water are expected from these uses. Therefore, organophosphate ester occurrence in water will be associated with hydraulic fluid, engine oil, and plasticizer use.

Data show that organophosphate esters, while not ubiquitous in surface waters, are geographically widespread contaminants and appear to be present principally in industrialized locations, especially where organophosphate esters are manufactured. In nonpolluted areas, concentrations typically are  $<1 \mu\text{g/L}$ , but in polluted areas, concentrations appear to be in the range of  $\approx 1\text{-}10 \mu\text{g/L}$  (Deleon et al. 1986; EPA 1978, 1979a; FMC 1977c, 1979, 1980; Konasewich et al. 1978; Mayer et al. 1981; Monsanto 1981; Sheldon and Hites 1978, 1979; Strachan 1974; Weber and Ernst 1983); however, concentrations  $\leq 29.5 \mu\text{g/L}$  have been reported (Keith et al. 1976; LeBel et al. 1981; Mayer et al. 1981; Suffet et al. 1980; Williams et al. 1982). For example, FMC (1979, 1980) reported that surface water concentrations of organophosphate esters were generally below the detection limit upstream of their Nitro, West Virginia, plant near the Kanawha River (where organophosphate esters are produced), while concentrations of  $0.1\text{-}4.2 \mu\text{g/L}$  were detected downstream of the plant. Similarly, Mayer et al. (1981) found  $<0.1 \mu\text{g/L}$  of nonylphenyl diphenyl phosphate and cumylphenyl diphenyl phosphate at 9 of 10 locations throughout the midwest and San Francisco, but found  $2\text{-}20 \mu\text{g/L}$  in 3 of 15 samples taken near Monsanto's St. Louis organophosphate ester manufacturing facility. Thus, organophosphate esters are present in surface waters, particularly near manufacturing and use facilities, but the data suggest that they disappear rapidly from the water column by degradation or by partitioning to sediments, as indicated from the data presented in Sections 5.3.1 and 5.3.2.

Organophosphate ester hydraulic fluid components have also been detected in groundwater near a hazardous waste site ( $1.7 \mu\text{g/L}$  tributyl phosphate) (Sawhney 1989) and in surface water from a radioactive waste disposal site (triphenyl phosphate and tributyl phosphate) (Francis et al. 1980). Organophosphate ester components of hydraulic fluids also have been detected in drinking water from New Orleans, the Great Lakes, and Philadelphia (Keith et al. 1976; LeBel et al. 1981; Suffet et al. 1980; Williams et al. 1982).

Concentrations of  $0.03\text{-}1.31 \mu\text{g/L}$  in finished water from New Orleans have been reported, and concentrations  $\leq 29.5 \mu\text{g/L}$  in raw water taken from the Great Lakes have been reported. All finished water from six Ontario drinking water plants drawing their water from the Great Lakes contained tributyl and

## 5. POTENTIAL FOR HUMAN EXPOSURE

triphenyl phosphates (0.2-11.8 ng/L) while tricresyl phosphate was detected in water from one plant (LeBel et al. 1981).

**Polyalphaolefin Hydraulic Fluids.** As is the case with mineral oil hydraulic fluids, assessing the presence of polyalphaolefin hydraulic fluids in water by identifying occurrences of the components of these hydraulic fluids is difficult because the aliphatic hydrocarbon isomers in polyalphaolefin hydraulic fluids also are present in mineral oils. Thus, the occurrence of polyalphaolefins in water cannot always be uniquely associated with hydraulic fluid usage.

### 5.4.3 Sediment and Soil

**Mineral Oil Hydraulic Fluids.** It is difficult to assess the presence of mineral oil or water-in-oil emulsion hydraulic fluids in sediments and soil by identifying occurrences of mineral oil in sediments and soil since mineral oils also find use in numerous other products and applications and these other applications account for a much greater volume than hydraulic fluid applications. For example, NPRA (1992) reported that over 1 billion gallons of mineral-oil-based engine oils were sold in the United States every year from 1984 to 1991, and this volume does not account for other mineral-oil-based products such as gear oils or other consumer, industrial, or commercial oil products. By contrast, only  $\approx 200$  million gallons of mineral oil and water-in-oil emulsion hydraulic fluids were sold each year between 1984 and 1991 (NPRA 1992). Thus, even if mineral oil or water-in-oil emulsion losses from hydraulic fluid were much greater on a percentage basis than losses from engine oils, because of the very large differences in use volumes, it would still be difficult to associate the occurrence of mineral oil in the environment with hydraulic fluid usage. In addition,  $\approx 193$  million gallons of do-it-yourself-generated used oils are disposed of annually (EPA 1992a), which is approximately equal to the entire sales volume of mineral oil and water-in-oil emulsion hydraulic fluids. Since do-it-yourself-generated used oils are not widely recycled, but disposed of in other ways (EPA 1992a), it is more likely that occurrences of mineral oil in sediments and soil will be associated with engine oils than with hydraulic fluids.

Abdul et al. (1990) reported that upper layers of soil were saturated with automatic transmission fluid (ATF) after a storage tank leaked  $\approx 208,000$  gallons onto the surrounding soil. Lower soil layers contained less ATF; volumetric ATF concentrations ranged from  $<10\%$  to  $40\%$  at 80-0 cm above the ATF table.



## 5. POTENTIAL FOR HUMAN EXPOSURE

**Organophosphate Ester Hydraulic Fluids.** Organophosphate esters are used in numerous applications other than hydraulic fluids including use as flame retardant plasticizers and antiwear additives to lube oils (FMC 1991c, 1991 d, 1992c, 1992d; Weil 1980); no current estimates are available concerning the amounts of organophosphate esters used for these applications. Plasticizer applications include electrical insulation, automotive interiors, furniture upholstery, conveyor belts, and vinyl foams (Weil 1980), and some emissions to the soil and sediment are expected from these uses. Therefore, organophosphate ester occurrence in soils and sediment will be associated with hydraulic fluid, engine oil, and plasticizer use.

Sediment monitoring data present a different picture than the water monitoring data discussed above. For most cases in which organophosphate esters were detected in water, concentrations many times higher were found in the sediment (Adams et al. 1986; EPA 1978, 1979a; FMC 1977c; Konasewich et al. 1978; Mayer et al. 1981). The concentration factors ranged from around 100 to  $>10^8$ . This is expected, based on the  $10g K_{OW}$  for these chemicals. When detected, sediment concentrations were in the range of  $<100$  to  $>6,300,000 \mu\text{g/L}$ . While not ubiquitous, detectable concentrations in the sediment were found in more locations than concentrations in water, indicating a more widespread release than would be expected from the water monitoring data alone. These data also support the indication of microcosm studies (see Sections 5.3.1 and 5.3.2) that the water column rapidly loses detectable concentrations of organophosphate esters to the sediments, which accumulate the esters. The data further show that concentrations of triphenyl phosphate in the environment are lower than concentrations of other organophosphate esters. This agrees with the data presented above, which indicate that triphenyl phosphate degrades more rapidly than the other organophosphate esters.

Typical concentrations are more difficult to determine for sediments than for water since the range of reported values is very large, and most of the monitoring is not random but centered around manufacturing facilities (sediment concentrations are not limited by the solubility of the organophosphate esters as are water concentrations). In the sediment, concentrations appear to drop off rapidly with distance from the source (FMC 1979, 1980). This further indicates that sorption to sediments is rapid as well as thermodynamically favored. Monitoring studies of the Kanawha River in Nitro, West Virginia, by FMC (1980) revealed unspecified aryl phosphates at 7,200-6,320,000  $\mu\text{g/kg}$  within 800 yards of the plant outfall. Mayer et al. (1981) reported sediment concentrations in the range of 10-20,000  $\text{pg/kg}$  in a variety of locations. Higher sediment concentrations are also commonly reported. Both tricresyl phosphate and isopropylphenyl diphenyl phosphate were detected at 5,000  $\mu\text{g/kg}$  in sediment from Bethlehem, Pennsylvania, where fire resistant

## 5. POTENTIAL FOR HUMAN EXPOSURE

hydraulic fluids are used in steel mills (EPA 1979a). Organophosphate esters were detected at 1,580,000 ug/kg in sediment samples from Kishacoquillas Creek, Pennsylvania (Sheaffer 1977).

**Polyalphaolefin Hydraulic Fluids.** As is the case with mineral oil hydraulic fluids, it may be difficult to assess the presence of polyalphaolefin hydraulic fluids in sediments and soil by identifying occurrences of the components of these hydraulic fluids, because the aliphatic hydrocarbon isomers in polyalphaolefin hydraulic fluids also are present in mineral oils. Thus, the occurrence of polyalphaolefins in sediments and soil cannot always be uniquely associated with hydraulic fluid usage.

### 5.4.4 Other Environmental Media

**Mineral Oil Hydraulic Fluids.** It is difficult to assess the presence of mineral oil or water-in-oil emulsion hydraulic fluids in other environmental media by identifying occurrences of mineral oil (the major constituent) in other environmental media since mineral oils also find use in numerous other products and applications and these other applications account for a much greater volume than hydraulic fluid applications. For example, NPRA (1992) reported that over 1 billion gallons of mineral-oil-based engine oils were sold in the United States every year from 1984 to 1991, and this volume does not account for other mineral-oil-based products such as gear oils or other consumer, industrial, or commercial oil products. By contrast, only  $\approx$ 200 million gallons of mineral oil and water-in-oil emulsion hydraulic fluids were sold each year between 1984 and 1991 (NPRA 1992). Thus, even if mineral oil or water-in-oil emulsion losses from hydraulic fluid were much greater on a percentage basis than losses from engine oils, because of the very large differences in use volumes, it would still be difficult to associate the occurrence of mineral oil in the environment with hydraulic fluid usage. In addition,  $\approx$  193 million gallons of do-it-yourself-generated used oils are disposed of annually (EPA 1992a), which is approximately equal to the entire sales volume of mineral oil and water-in-oil emulsion hydraulic fluids. Since do-it-yourself-generated used oils are not widely recycled, but disposed of in other ways (EPA 1992a), it is more likely that occurrences of mineral oil in other environmental media will be associated with engine oils than with hydraulic fluids. No literature was identified dealing explicitly with the bioavailability of mineral-oil-based hydraulic fluids.

**Organophosphate Ester Hydraulic Fluids.** Organophosphate esters are used in numerous applications other than hydraulic fluids including use as flame retardant plasticizers and antiwear additives to lube oils (FMC 1991c, 1991d, 1992c, 1992d; Weil 1980); no current estimates of the amounts of organophosphate esters used for these applications are available. Plasticizer applications include electrical

## 5. POTENTIAL FOR HUMAN EXPOSURE

insulation, automotive interiors, furniture upholstery, conveyor belts, and vinyl foams (Weil 1980), and some uptake by other environmental media are expected from these uses. Therefore, organophosphate ester occurrence in other environmental media will be associated with hydraulic fluid, engine oil, and plasticizer use.

Organophosphate esters have also been detected in vegetation around manufacturing and use facilities and in sewage sludge. The detection of organophosphate esters on vegetation suggests that when emitted, organophosphate esters are present as aerosols that deposit in detectable concentrations near the site of origin (EPA 1978, 1979a). Positive detections on vegetation ranged from 1,000 to 20,000 ppb, while soil concentrations ranged from 100 to 400,000 ppb (EPA 1978, 1979a). The presence of organophosphate esters in sewage sludge (Konasewich et al. 1978) indicates that these compounds are not always degraded in sewage treatment plants, but removal from the influent water may be accomplished by a combination of sorption and degradation. Landfilling of the sludge may result in a more widespread distribution of these compounds in the environment since municipal waste landfills are sometimes used to dispose of sewage sludge and these landfills are not always lined with materials that prevent leaching and/or runoff.

Nonetheless, many organophosphate esters are strongly sorbed to sludge and will not be subject to leaching or run off.

Organophosphate ester components of hydraulic fluids such as triphenyl phosphate, nonylphenyl diphenyl phosphate, and cumylphenyl phosphate also have been detected in fish; concentrations of 0.1-0.9 µg/g of fish tissue were detected principally near manufacturing facilities, while fish caught in other areas generally had concentrations below the detection limit (0.1 µg/g) (Mayer et al. 1981). In a market basket survey, tributyl phosphate was found to be present in 2% of the foods analyzed between April 1982 and April 1984 (Gunderson 1988). Intakes of tributylphosphate were estimated to be a maximum of 38.9 ng/kg body weight/day for 6- to 11 -month-old children.

**Polyalphaolefin Hydraulic Fluids.** As is the case with mineral oil hydraulic fluids, assessing the presence of polyalphaolefin hydraulic fluids in other environmental media by identifying occurrences of the components of these hydraulic fluids may be difficult because the aliphatic hydrocarbon isomers in polyalphaolefin hydraulic fluids also are present naturally in mineral oils. Thus, the occurrence of polyalphaolefins in other environmental media cannot always be uniquely associated with hydraulic fluid usage.

## 5. POTENTIAL FOR HUMAN EXPOSURE

### 5.5 GENERAL POPULATION AND OCCUPATIONAL EXPOSURE

**Mineral Oil Hydraulic Fluids.** Mineral oil and water-in-oil hydraulic fluids comprise the largest category of hydraulic fluids under consideration. These fluids include automobile automatic transmission fluids and power steering fluids as well as fluids used in many industrial and commercial applications. Because of this, extremely widespread general population, occupational, and military exposure to these fluids is expected, including exposures of automobile, truck, and tractor mechanics and workers in any heavy or light industry that makes use of hydraulic equipment (including forklift trucks, construction equipment, and farm equipment). While estimates of the numbers of persons occupationally exposed were not located in the available literature, the number of workers exposed will be extremely high, since mineral oil hydraulic fluids are used in virtually all heavy industry. No recent estimates were found that quantified the general population exposure to mineral oil hydraulic fluids from do-it-yourself operations; however, the numbers may be very large. Exposure will probably occur by both dermal contact and inhalation.

Weschler et al. (1990) reported that the concentration of individual paraffins present in the air of a building was 0.0088-0.262 mg/m<sup>3</sup> and was associated with operating a hydraulic elevator.

**Organophosphate Ester Hydraulic Fluids.** Organophosphate ester hydraulic fluids are used in applications that require a degree of fire resistance such as in aircraft. EPA (1992b) has noted that aircraft mechanics may have dermal exposures of 1,300-3,900 mg/day and that 2,200 aircraft workers are routinely exposed to tributyl phosphate, while another 43,000 mechanics may be exposed at various times. Estimates of worker exposure in other industries were not found in the available literature. General population and military personnel exposure to organophosphate ester hydraulic fluids is likely to be much lower than exposure to mineral oil hydraulic fluids because these fluids have more specialized uses.

A component of Skydrol 500B and Skydrol LD (tributyl phosphate) was detected in the air at the CP air test facility at Vancouver International Airport at a concentration of 0.04-0.3 mg/m<sup>3</sup> (Labour Canada 1990), indicating that organophosphate ester hydraulic fluids may be released during aircraft maintenance operations on equipment using organophosphate ester hydraulic fluids.

## 5. POTENTIAL FOR HUMAN EXPOSURE

**Polyalphaolefin Hydraulic Fluids.** Polyalphaolefin hydraulic fluids find significant use in a number of applications including situations where cold temperature operation is important. Applications include construction equipment and other machinery that is designed to operate in cold conditions. No estimates of either occupational or general population exposure to these hydraulic fluids were found in the available literature.

### 5.6 POPULATIONS WITH POTENTIALLY HIGH EXPOSURES

**Mineral Oil Hydraulic Fluids.** Populations with potentially high exposures to mineral oil hydraulic fluids include all occupations that maintain hydraulic equipment including automobile, truck, and tractor mechanics, mechanics employed by heavy industry and mining operations to repair and maintain hydraulic equipment, and other maintenance workers involved with the repair and maintenance of hydraulic systems. The number of workers with potentially high exposures to mineral oil hydraulic fluids is expected to be very large.

**Organophosphate Ester Hydraulic Fluids.** Populations with potentially high exposures to organophosphate ester hydraulic fluids include aircraft mechanics and other mechanics repairing and maintaining hydraulic equipment designed to operate near combustion sources that require fire resistant hydraulic fluids.

**Polyalphaolefin Hydraulic Fluids.** Populations with potentially high exposures to polyalphaolefin hydraulic fluids include mechanics repairing and maintaining hydraulic equipment containing polyalphaolefin hydraulic fluids, including military personnel using or repairing equipment having these fluids.

### 5.7 ADEQUACY OF THE DATABASE

Section 104(i)(5) of CERCLA, as amended, directs the Administrator of ATSDR (in consultation with the Administrator of EPA and agencies and programs of the Public Health Service) to assess whether adequate information on the health effects of hydraulic fluids is available. Where adequate information is not available, ATSDR, in conjunction with the NTP, is required to assure the initiation of a program of research designed to determine the health effects (and techniques for developing methods to determine such health effects) of hydraulic fluids.

## 5. POTENTIAL FOR HUMAN EXPOSURE

The following categories of possible data needs have been identified by a joint team of scientists from ATSDR, NTP, and EPA. They are defined as substance-specific informational needs that if met would reduce the uncertainties of human health assessment. This definition should not be interpreted to mean that all data needs discussed in this section must be filled. In the future, the identified data needs will be evaluated and prioritized, and a substance-specific research agenda will be proposed.

### 5.7.1 Identification of Data Needs

Most hydraulic fluid preparations start as chemical mixtures. For instance, there is a considerable area of overlap in the specific petroleum hydrocarbon chemicals contained in the mineral oil and polyalphaolefin hydraulic fluids. For all classes of hydraulic fluids, there may be similarities with other original products intended for use as lubricants. The complications involved in documenting the environmental fate of mixtures increase under conditions encountered at many NPL sites, where it may be hard to determine the precise original product associated with chemicals identified at an area in need of remediation. In most instances, available peer-reviewed literature, supplemented with data obtained from manufacturers of particular formulations and information in trade magazines, can supply information about the original hydraulic fluid preparations. At NPL sites, site-specific evaluations of specific chemicals may be the only feasible way to address concerns over environmental fate and potential exposure risks.

In the sections that follow, the data needs issues for the mineral oil and polyalphaolefin hydraulic fluids will be discussed first. This will be followed in each section by a discussion of issues regarding organophosphate ester-based products.

#### **Physical and Chemical Properties.**

***Mineral Oil Hydraulic Fluids and Polyalphaolefin Hydraulic Fluids.*** Limited information about environmentally important physical and chemical properties is available for the mineral oil and water-in-oil emulsion hydraulic fluid products and components is presented in Tables 3-4, 3-5, and 3-7. Much of the available trade literature emphasizes properties desirable for the commercial end uses of the products as hydraulic fluids rather than the physical constants most useful in fate and transport analysis. Since the products are typically mixtures, the chief value of the trade literature is to identify specific chemical components, generally various petroleum hydrocarbons. Additional information on the properties of the various mineral oil formulations would make it easier to distinguish the toxicity and environmental effects

## 5. POTENTIAL FOR HUMAN EXPOSURE

and to trace the site contaminant's fate based on levels of distinguishing components. Improved information is especially needed on additives, some of which may be of more environmental and public health concern than the hydrocarbons that comprise the bulk of the mineral oil hydraulic fluids by weight. For the polyalphaolefin hydraulic fluids, basic physical and chemical properties related to assessing environmental fate and exposure risks are essentially unknown. Additional information for these types of hydraulic fluids is clearly needed.

***Organophosphate Ester Hydraulic Fluids.*** The physical and chemical property information available for the organophosphate ester hydraulic fluid products and components is presented in Tables 3-4, 3-5, 3-8, and 3-9. Much of this information was abstracted from trade literature or data taken from material safety data sheets. While there is information on many of the major component chemicals in the hydraulic fluid products, there can still be major data uncertainties for products that involve mixtures of different components. While current manufacturing practices aim to minimize or eliminate the presence of such worrisome components as tri-*ortho*-cresyl phosphate, there remain major uncertainties about the composition and properties of older products, which would be more commonly encountered as site contaminants at NPL sites. Additional information on physical and chemical properties for organophosphate ester hydraulic fluid products is, therefore, an important data need.

**Production, Import/Export, Use, Release, and Disposal.** According to the Emergency Planning and Community Right-to-Know Act of 1986, 42 U.S.C. Section 11023, industries are required to submit chemical release and off-site transfer information to the EPA. The Toxics Release Inventory (TRI), which contains this information for 1993, became available in May of 1995. This database will be updated yearly and should provide a list of industrial production facilities and emissions. However, most of the components contained in hydraulic fluids are not on the Toxics Release Inventory (TRI) (EPA 1995).

***Mineral Oil Hydraulic Fluids and Polyalphaolefin Hydraulic Fluids.*** Very little public information is collected on the production volume and methods, import/export, applications, and disposal practices for the different types of mineral oil and polyalphaolefin hydraulic fluids. This is largely because public data series will generally not distinguish between hydraulic fluids and lubricants. Because of the extremely large number of workers and people in the general population exposed to these hydraulic fluids, development of more carefully defined data would allow a more accurate estimate of the numbers of people exposed and would allow development of likely routes of exposure and environmental loss.

## 5. POTENTIAL FOR HUMAN EXPOSURE

***Organophosphate Ester Hydraulic Fluids.*** Very little is known about the production volume, import/export, and disposal practices for the different types of organophosphate ester hydraulic fluids. Because of the large number of workers exposed to these hydraulic fluids, development of these data would allow a much more accurate estimate of the numbers of people exposed, and would allow development of likely routes of exposure and environmental loss.

### **Environmental Fate.**

***Mineral Oil Hydraulic Fluids and Polyalphaolefin Hydraulic Fluids.*** Very little direct information is available concerning the environmental fate of these categories of hydraulic fluids. Especially at NPL sites, the identity of the original products may be uncertain. Site-specific approaches are usually needed, involving analysis for more specific chemical constituents. Many of the chemicals are petroleum hydrocarbons often classified as long-chain paraffins, which show relatively modest water solubility or potential to migrate offsite or into groundwater. While not viewed as a major data need, additional studies on the environmental fate of the various chemicals in this category of hydraulic fluids would be useful for assessing potential human exposure near hazardous waste sites.

***Organophosphate Ester Hydraulic Fluids.*** Information is available on many of the major components of organophosphate ester hydraulic fluids, particularly on their aerobic biodegradation, monitoring, and environmental partitioning. Little research can be identified dealing with the actual multi-component mixtures typical of most hydraulic fluid products. There is also little information on some of the degradation products of organophosphate esters, such as diesters of phosphoric acid. Given the concerns over the toxicity of the organophosphate ester class of chemicals, further research for this category of hydraulic fluids is warranted. The development of this information will allow an assessment of the environmental transport, distribution, transformation, and degradation processes and provide a better understanding of how these processes affect environmental contamination. Given the tendency of organophosphate ester hydraulic fluids to partition to soils and sediments, research should be focussed on these media. More research is needed on the reactive importance of chemical degradation processes such as hydrolysis in relation to the potential for biodegradation by some strains of bacteria (Pickard et al. 1974).



## 5. POTENTIAL FOR HUMAN EXPOSURE

### **Bioavailability from Environmental Media.**

***Mineral Oil Hydraulic Fluids and Polyalphaolefin Hydraulic Fluids.*** No literature was identified dealing with the bioavailability of chemicals in this category of hydraulic fluids. Because of this wide variation and the lack of any information in mammalian species, it is difficult to estimate bioavailability to humans. Additional research on the bioavailability of this category of hydraulic fluids would be valuable but may not be as high a priority as research on bioavailability issues for the phosphate ester-based hydraulic fluids.

***Organophosphate Ester Hydraulic Fluids.*** Very little is known about the bioavailability of organophosphorus esters. In fish, organophosphate esters appear to be more bioavailable when sediments are not present (Huckins et al. 1991), but chironomids appear to be able to bioaccumulate organophosphate esters from the sediments (Muir et al. 1983b, 1985). Because of this wide variation and the lack of any information in mammalian species, it is difficult to estimate bioavailability to humans. Development of bioavailability information in mammalian species will allow a better understanding of this complex process. Given the concerns over the toxicity of this class of hydraulic fluids, further research on this topic would be useful.

### **Food Chain Bioaccumulation.**

***Mineral Oil Hydraulic Fluids and Polyalphaolefin Hydraulic Fluids.*** While very little information dealing explicitly with the food chain bioaccumulation of this category of hydraulic fluids is available, the principle petroleum hydrocarbon constituents do not appear to have a significant tendency for bioconcentration, bioaccumulation, or biomagnification. There do not appear to be any major research needs on this topic for this class of hydraulic fluids.

***Organophosphate Ester Hydraulic Fluids.*** Very little information on the food chain bioaccumulation of organophosphate ester hydraulic fluids is available. It is known that some organisms bioconcentrate components of organophosphate ester hydraulic fluids (values are 133-2,807 for rainbow trout and 596-928 for fathead minnows) (Lombardo and Egry 1979; Mayer et al. 1981; Muir et al. 1983a; Veith et al. 1979). Given the concerns over the toxicity of this class of hydraulic fluids, further research on this topic would be useful.

## 5. POTENTIAL FOR HUMAN EXPOSURE

**Exposure Levels in Environmental Media.** Reliable monitoring data for the levels of all types of hydraulic fluids in contaminated media at hazardous waste sites are needed so that the information obtained on levels of these hydraulic fluids in the environment can be used in combination with the known body burden of these hydraulic fluids to assess the potential risk of adverse health effects in populations living in the vicinity of hazardous waste sites.

***Mineral Oil Hydraulic Fluids and Polyalphaolefin Hydraulic Fluids.*** Very limited information is available concerning levels of these hydraulic fluids in environmental media. The only available study described concentrations at a spill site (Abdul et al. 1990). No other reports of mineral oil hydraulic fluid exposure levels in environmental media were found in the available literature. At NPL sites, it becomes difficult to decide which original products are associated with documentation of specific site contaminants. General research dealing with assessment techniques relevant to complex petroleum hydrocarbon mixtures would be helpful in deciding how to approach the environmental media exposure issues.

***Organophosphate Ester Hydraulic Fluids.*** A large amount of monitoring data is available that describes the presence of many of the components of organophosphate ester hydraulic fluids in the environment (Deleon et al. 1986; EPA 1978, 1979a; FMC 1977c, 1979, 1980; Konasewich et al. 1978; Mayer et al. 1981; Monsanto 1981; Sheldon and Hites 1978, 1979; Strachan 1974; Weber and Ernst 1983). Additional research on this topic for the organophosphate ester hydraulic fluids is not a major data need.

### **Exposure Levels in Humans.**

***Mineral Oil Hydraulic Fluids and Polyalphaolefin Hydraulic Fluids.*** Very little current workplace monitoring data is available for this class of hydraulic fluids. The only studies that are available discuss leakage (Perl et al. 1985) and alkane concentrations in an office building (Weschler et al. 1990). These hydraulic fluids are used in virtually every manufacturing and heavy industrial site as well as in most cars, so potentially exposed populations are very large. More data that better define the concentrations of mineral oil hydraulic fluid components in the workplace and in the vicinity of major industrial plants that-use hydraulic fluids would allow an assessment of the exposure levels of these populations. Some difficulty may be encountered in isolating hydrocarbons that result from use of mineral oil hydraulic fluid versus use of other mineral-oil-based products such as lubricants. Research efforts should be focused on populations where higher exposures are expected. Targeted research efforts on workplace exposure could be of great value to

## 5. POTENTIAL FOR HUMAN EXPOSURE

document exposure risks resulting directly from hydraulic fluids as opposed to exposure to products (e.g., lubricants) that contain similar chemical components.

**Organophosphate Ester Hydraulic Fluids.** Very little workplace monitoring data is available for organophosphate ester hydraulic fluids. The available study reports workplace air concentrations in an airport hangar (Labour Canada 1990). Since organophosphate ester hydraulic fluids are used in many manufacturing and heavy industrial sites and in aircraft (both military and civilian), potentially exposed populations are large. More data that better define the concentrations of organophosphate ester hydraulic fluid components would allow an assessment of the exposure levels of these populations. Some difficulty may be encountered in isolating organophosphate esters that result from hydraulic fluid use versus use of other organophosphate ester-containing products such as lubricants.

This information is necessary for assessing the need to conduct health studies on these populations.

**Exposure Registries.** No exposure registries for hydraulic fluids were located. This substance is not currently one of the compounds for which a subregistry has been established in the National Exposure Registry. The substance will be considered in the future when chemical selection is made for subregistries to be established. The information that is amassed in the National Exposure Registry facilitates the epidemiological research needed to assess adverse health outcomes that may be related to exposure to this substance.

### 5.7.2 Ongoing Studies

**Mineral Oil Hydraulic Fluids.** No information concerning ongoing studies on mineral oil or water-in-oil emulsion hydraulic fluids was located in the available literature.

**Organophosphate Ester Hydraulic Fluids.** The EPA has published a proposed test rule (EPA 992b) for testing aryl phosphate base stocks. The proposed tests include: 120-day post-hatch trout, chronic exposure neurotoxicity in the hen, two-generation reproduction and fertility effects, anaerobic biodegradation, chronic *Daphnia magna*, subchronic mammalian toxicity, aerobic biodegradation, microcosm ecosystem, and developmental toxicity. Since this proposed rule was published in January 1992, the comment period has closed, and EPA is considering what stocks to test, what tests to proceed with, and how to implement any testing program. As of early 1997, no final test rule had been published.

## 5. POTENTIAL FOR HUMAN EXPOSURE

**Polyalphaolefin Hydraulic Fluids.** No information concerning ongoing studies on polyalphaolefin hydraulic fluids was located in the available literature.

## 6. ANALYTICAL METHODS

The purpose of this chapter is to describe the analytical methods that are available for detecting, and/or measuring, and/or monitoring hydraulic fluids, their metabolites, and other biomarkers of exposure and effect to hydraulic fluids. The intent is not to provide an exhaustive list of analytical methods. Rather, the intention is to identify well-established methods that are used as the standard methods of analysis. Many of the analytical methods used for environmental samples are the methods approved by federal agencies and organizations such as EPA and the National Institute for Occupational Safety and Health (NIOSH). Other methods presented in this chapter are those that are approved by groups such as the Association of Official Analytical Chemists (AOAC) and the American Public Health Association (APHA). Additionally, analytical methods are included that modify previously used methods to obtain lower detection limits, and/or to improve accuracy and precision.

Mineral oil, water-in-oil emulsion, and polyalphaolefin hydraulic fluids all have components in common with a very large number of other products that are based on mineral oil and synthetic mineral oils (polyalphaolefins); these products include motor oils, fuel oils, and petroleum distillates. No analytical method can distinguish the source of mineral oil components; that is, mineral oil components that result from hydraulic fluids are indistinguishable from those resulting from other forms of mineral oil taken from the same distillation and processing cut. The analytical methods presented here are capable of identifying long chain alkanes (the components present in mineral oils and polyalphaolefins used in hydraulic fluids) and will be most useful when something is known about the source of contamination.

Similarly, organophosphate esters are used in a wide variety of applications including hydraulic fluids, plasticizers, and antiwear additives to hydraulic fluids and engine oils. All of these uses have the potential to contaminate the environment, and all of the organophosphate ester components present in hydraulic fluids also are present in plasticizers and antiwear additives. Therefore, detection of a particular organophosphate ester in the environment or in biological media cannot identify the source of the contamination (i.e., hydraulic fluids, plasticizers, antiwear additives).

## 6. ANALYTICAL METHODS

### 6.1 BIOLOGICAL SAMPLES

**Mineral Oil Hydraulic Fluids.** Several methods are available for analysis of the components of mineral oil hydraulic fluids (straight and branched chain alkanes) in biological samples. They are summarized in Table 6-1. Several methods involve a preparation step followed by purification procedures, then analysis (Ferrario et al. 1985a, 1985b; Hesselberg and Seelye 1982). Briefly, sample preparation includes homogenization and extraction. A low boiling hydrocarbon extraction solvent, alone or in combination with a more polar solvent, probably is best since all of the components of the mineral oil will be soluble in it. If lipids are present, they should be removed by gel permeation chromatography and the alkanes separated from other more polar compounds by silica gel chromatography. The purge-and-trap method involves homogenizing the sample, and then purging it with nitrogen (or other inert gas) while warming the sample. The purged gases are trapped on a Tenax/silica gel column maintained at a low temperature. The trap is then heated to desorb the trapped material onto a GC column. All of the methods presented in this chapter for analyzing mineral oil hydraulic fluids in biological samples use gas chromatography (GC) for peak separation, coupled with mass spectrometry (MS) for peak identification.

**Organophosphate Ester Hydraulic Fluids.** Few methods are available for determining organophosphate esters in biological samples. A summary is shown in Table 6-2. The only biological matrices with well established analytical procedures for organophosphate esters are fish (Muir et al. 1981) and human fat (LeBel and Williams, 1983; 1986). Preparation of tissue includes extraction and clean-up steps; determination is usually accomplished using GC with nitrogen/phosphorus detection (NPD). Selective detectors, such as the NPD, are preferred since biological matrices are usually complex.

Fish tissue is homogenized with a Polytron apparatus using methanol as a solvent, or extracted in a ball mill with hexane. The extracts are evaporated to dryness, dissolved in ethyl acetate toluene, and cleaned up on a gel permeation column followed by an alumina column. Analysis is performed by GC/NPD (Muir et al. 1981). Recovery is acceptable (79-97%) and limit of detection is 10 mg/g (Muir et al. 1981).

Human adipose tissue samples are analyzed by homogenizing the sample with benzene or 15:85 acetonehexane and then centrifuging the sample and filtering the supernate through a sodium sulfate ( $\text{Na}_2\text{SO}_4$ ) column. The organophosphate esters in the benzene extract are then separated from the fat by gel permeation chromatography, and the eluate is cleaned up using a Florisil column. Analysis is performed using GC/NPD.

**Table 6-1. Analytical Methods for Determining Mineral Oil and Polyalphaolefin Hydraulic Fluids in Biological Samples**

Sample matrix	Preparation method	Analytical method	Sample detection limit	Percent recovery	Reference
Fish	Extraction by column chromatography; GPC fractionation; solvent exchange; fractionation of alkanes on silica gel column chromatography	GC/MS	Not specified	Not specified	Hesselberg and Seelye 1982
Oysters and clams	Homogenization; purged with nitrogen for 2 hours at 25 °C, then 2 hours at 70 °C onto Tenax/silica gel trap; thermal desorption	Capillary GC/MS	Not specified	Not specified	Ferrario et al. 1985a
Human coronary plaque	Plaque gruel is solvent extracted and concentrated; fractionation on silica gel columns	Capillary GC/MS	Not specified	Not specified	Ferrario et al. 1985a

GC = gas chromatography; GPC = gel permeation chromatography; MS = mass spectrometry

**Table 6-2. Analytical Methods for Determining Organophosphate Ester Hydraulic Fluids in Biological Samples**

Sample matrix	Preparation method	Analytical method	Sample detection limit	Percent recovery	Reference
Fish	Polytron (methanol) or ball mill (hexane) extraction; clean-up by GPC and alumina column chromatography	GC/NPD	0.01 µg/g	79–97	Muir et al. 1981
Human adipose tissue	Homogenization; solvent extraction; GPC and Florisil column clean-up	Capillary GC/NPD; confirmation by GC/MS	Low ng/g	69–104%	LeBel and Williams 1983

GC = gas chromatography; GPC = gel permeation chromatography; MS = mass spectrometry; NPD = nitrogen/phosphorus detection



## 6. ANALYTICAL METHODS

Confirmation by GUMS is recommended. Recovery is acceptable (82%). Tributyl phosphate and triphenyl phosphate contamination was reported in procedural blanks and may prevent determination of phosphate esters at levels near the detection limit (1 ng/g) (LeBel and Williams 1983; 1986).

**Polyalphaolefin Hydraulic Fluids.** The methods for analyzing polyalphaolefin hydraulic fluids are identical to those for the mineral oil hydraulic fluids (see Table 6-1). Polyalphaolefin oils can be distinguished from mineral oils because they will be present in combinations of the alphaolefin from which they were synthesized (Shubkin 1993). Thus, polyalphaolefins obtained from 1 -decene will be present as dimers ( $C_{20}$  alkanes), trimers ( $C_{30}$  alkanes), tetramers ( $C_{40}$  alkanes), pentamers ( $C_{50}$  alkanes), etc., with no alkanes between these isomers (e.g., there will be no  $C_{21}$  alkanes present in the oil). This method of identification will only be possible if the polyalphaolefin hydraulic fluids contain no mineral oils or if the samples being analyzed were not exposed to mineral oils.

### 6.2 ENVIRONMENTAL SAMPLES

**Mineral Oil Hydraulic Fluids.** Methods are available for analysis of the hydrocarbon components of mineral oil hydraulic fluids (predominantly straight and branched chain alkanes) in environmental samples. Some of these methods are summarized in Table 6-3. In general, water and sediment samples are extracted with a suitable solvent in a Soxhlet extractor (for solid samples) or in separatory funnel or shake flask (for liquid samples) (Bates et al. 1984; Peterman et al. 1980). The extract is cleaned up on silica gel or Florisil columns using a nonpolar solvent to elute the nonpolar alkanes. Analysis is usually performed by GC/MS (Bates et al. 1984; Kawamura and Kaplan 1983; Peterman et al. 1980). Method performance has not been reported, although 82% recovery of aliphatic hydrocarbons was reported for rainwater (Kawamura and Kaplan 1983).

Air samples can be analyzed by passing a known volume of air through a Teflon filter to catch air particulates followed by an activated charcoal filter to trap any gas-phase materials. The Teflon filters are extracted with hexane, concentrated, and analyzed by GC/MS. The charcoal traps are desorbed with carbon disulfide, concentrated, and analyzed by GC/MS. No performance data were reported (Dannecker et al. 1990).

**Table 6-3. Analytical Methods for Determining Mineral Oil and Polyalphaolefin Hydraulic Fluids in Environmental Samples**

Sample matrix	Preparation method	Analytical method	Sample detection limit	Percent recovery	Reference
Water/wastewater	pH adjustment to $\geq 11$ ; solvent extraction; fractionation on Florisil columns	GC/MS	Not specified	Not specified	Peterman et al. 1980
Rainwater	Solvent extraction; liquid-liquid partition clean-up; fractionation on silica gel plates	Capillary GC/FID and GC/MS	Not specified	82	Kawamura and Kaplan 1983
Sediment	Soxhlet extraction; liquid-liquid partition cleanup; fractionation on silica gel columns	GC/MS	Not specified	Not specified	Bates et al. 1984
Air (particulates and gas)	Sequential collection on Teflon filters and charcoal tubes; solvent extraction with hexane (filters) and carbon disulfide (charcoal tubes)	GC/MS	Not specified	Not specified	Dannecker et al. 1990

FID = flame ionization detection; GC = gas chromatography; MS = mass spectrometry

## 6. ANALYTICAL METHODS

**Organophosphate Ester Hydraulic Fluids.** Few analytical methods are available for analysis of organophosphate esters in environmental samples. A summary of methods is shown in Table 6-4. Care must be taken in the laboratory to assure that all labware, solvents and reagents are free of interfering contaminants. Organophosphate esters have widespread use and have been reported as sources of contamination (Muir 1984; LeBel and Williams 1986).

Water samples are acidified and extracted with solvent (Kawamura and Kaplan 1983; Muir et al. 1981). Clean-up steps may be used (Kawamura and Kaplan 1983). Methylene chloride is often used as the extracting solvent, and it may interfere with the nitrogen-phosphorus detector. In this case, a solvent exchange step is used (Muir et al. 1981). Analysis by GC/NPD or GC/MS provides specificity (Kawamura and Kaplan 1983; Muir et al. 1981). Accuracy is acceptable (>80%), but precision has not been reported. Detection limits were not reported, but are estimated to be 0.05-0.1 µg/L (Muir et al. 1981). Detection limits at the low ppt level (ng/L) were achieved by concentrating organophosphate esters on XAD-2 resin. The analytes were solvent extracted from the resin and analyzed by GC/NPD and GC/MS. Recovery was acceptable (>70%) and precision was good (<10% RSD) (LeBel et al. 1981).

A method for sediment involves Soxhlet extraction followed by filtration, and concentration to 5 mL. The residue is diluted with water, acidified, extracted with methylene chloride, and then the extracts are dried and evaporated to dryness. The residue is cleaned up on an alumina column. Analysis is performed by GC/NPD. Good recovery (81-97%) and precision (>15% RSD) were reported; detection limits were not reported (Muir et al. 1981).

A method for food (fish) has been reported. The sample is ground with sodium sulfate and extracted with petroleum ether. The extract is cleaned up by liquid-liquid partition, followed by Florisil column chromatography. Analysis is performed by GC/NPD. Detection limits are 0.1 ppm; recovery was not reported (Lombard0 and Egry 1979).

**Polyalphaolefin Hydraulic Fluids.** The methods for analyzing polyalphaolefin hydraulic fluids are identical to those for the mineral oil hydraulic fluids (see Table 6-3). Polyalphaolefin oil can be distinguished from mineral oils because they will be present in combinations of the alphaolefin from which they were synthesized (Shubkin 1993). Thus, polyalphaolefins obtained from 1-decene will be present as dimers (C<sub>20</sub> alkanes), trimers (C<sub>30</sub> alkanes), tetramers (C<sub>40</sub> alkanes), pentamers (C<sub>50</sub> alkanes), etc., with no alkanes between these isomers (e.g., there will be no C<sub>21</sub> alkanes present in the oil). This method of identification will

**Table 6-4. Analytical Methods for Determining Organophosphate Ester Hydraulic Fluids in Environmental Samples**

Sample matrix	Preparation method	Analytical method	Sample detection limit	Percent recovery	Reference
Occupational air (NIOSH Method 7905)	Sample collection on Tenax sorbent tube	GC/FPD(P)	0.005 µg/sample	94	NIOSH 1989a
Occupational air (NIOSH Method 7300)	Sample collection on cellulose filter	ICAP	1 µg/sample		NIOSH 1989b
Occupational air (NIOSH Method 5037)	Sample collection on a filter; solvent extraction		Not specified		NIOSH 1989c
Drinking water	Sample collection on XAD-2 resin; solvent extraction; solvent exchange	GC/NPD; confirmation by GC/MS	Low ppt	>70	LeBel et al. 1981
Water	Solvent extraction of acidified water (pH 3); solvent exchange	GC/NPD	0.05–0.1 µg/L (est.)	91–118	Muir et al. 1981
Rainwater	Solvent extraction; clean-up by liquid-liquid partition; fractionation on silica gel plates	Capillary GC/FID and GC/MS	Not specified	>80	Kawamura and Kaplan 1983
Sediment	Soxhlet extraction; clean-up by liquid-liquid partition, alumina column chromatography	GC/NPD		81–97	Muir et al. 1981
Food (fish)	Grinding with petroleum ether; solvent extraction; clean-up by liquid-liquid partition, Florisil column chromatography	GC/NPD	0.1 ppm	Not specified	Lombardo and Egry 1979

est. = estimated; FID = flame ionization detector; FPD(P) = flame photometric detector operated in phosphorus mode; GC = gas chromatography; ICAP = inductively coupled argon plasma spectrometry; MS = mass spectrometry; NIOSH = National Institute for Occupational Safety and Health; NPD = nitrogen-phosphorus detector

## 6. ANALYTICAL METHODS

only be possible if the polyalphaolefin hydraulic fluids contain no mineral oils or if the samples being analyzed were not exposed to mineral oils.

### 6.3 ADEQUACY OF THE DATABASE

Section 104(I)(5) of CERCLA, as amended, directs the Administrator of ATSDR (in consultation with the Administrator of EPA and agencies and programs of the Public Health Service) to assess whether adequate information on the health effects of hydraulic fluids is available. Where adequate information is not available, ATSDR, in conjunction with the NTP, is required to assure the initiation of a program of research designed to determine the health effects (and techniques for developing methods to determine such health effects) of hydraulic fluids.

The following categories of possible data needs have been identified by a joint team of scientists from ATSDR, NTP, and EPA. They are defined as substance-specific informational needs that if met would reduce the uncertainties of human health assessment. This definition should not be interpreted to mean that all data needs discussed in this section must be filled. In the future, the identified data needs will be evaluated and prioritized, and a substance-specific research agenda will be proposed.

#### 6.3.1 Identification of Data Needs

##### **Methods for Determining Biomarkers of Exposure and Effect.**

***Mineral Oil Hydraulic Fluids.*** No methods were identified for determining biomarkers of exposure to or effect of mineral oil hydraulic fluids. Nonetheless, the available analytical methods for identifying C<sub>15-50</sub> alkanes in biological tissues could be used to determine exposure levels (Ferrario et al. 1985a, 1985b; Hesselberg and Seelye 1982). The methods appear to be sensitive; however, since many compounds are being detected, the exact sensitivity depends on the alkane under consideration. The development of a method to identify metabolites of mineral oil hydraulic fluids in humans would aid in determining exposures.

***Organophosphate Ester Hydraulic Fluids.*** The measurement of organophosphate esters in fish and human adipose tissue has been used to assess environmental contamination in several studies (Mayer et al. 1981). The methods are able to detect concentrations of 0.1 mg/kg in fish and 2.5 µg/kg in human adipose tissue. At concentrations below this level, interferences from organophosphate esters used as plasticizers appear in

## 6. ANALYTICAL METHODS

procedural blanks (Muir 1984). Several organophosphate esters have been detected in distilled water, pesticide grade solvents, and o-rings used in metering valves (Muir 1984). The methods appear to be adequate to identify background levels and can identify concentrations below known effect levels.

***Polyalphaolefin Hydraulic Fluids.*** No methods were identified for determining biomarkers of exposure or effect. Nonetheless, the available analytical methods for identifying C<sub>15-50</sub> alkanes in biological tissues could be used to determine exposure levels (Ferrario et al. 1985a, 1985b; Hesselberg and Seelye 1982). The methods appear to be sensitive; however, since many compounds are being detected, the exact sensitivity depends on the alkane under consideration. The development of a method to identify metabolites of polyalphaolefin hydraulic fluids in humans would aid in determining exposures.

### **Methods for Determining Parent Compounds and Degradation Products in Environmental Media.**

***Mineral Oil Hydraulic Fluids.*** Analytical methods similar to those described above have been used to analyze straight and branch chained alkanes in the environment (Ferrario et al. 1985a, 1985b; Hesselberg and Seelye 1982). The methods appear to be sensitive, although the sensitivity depends on the alkane being analyzed. Determining the presence of a specific mineral oil hydraulic fluid (e.g., Sunsafe F hydraulic fluid) in the environment may be possible if all the components are known, but this may or may not work for other brands of the fluid. The mineral oil in a hydraulic fluid cannot be distinguished from other mineral oils derived from the same distillation cut/processing stream. If more information on the exact alkane isomer distribution present in representative common hydraulic fluids was available, it might be possible to distinguish, for example, a hydraulic fluid from a motor oil.

***Organophosphate Ester Hydraulic Fluids.*** Analytical methods similar to those described above have been used in many monitoring studies (Deleon et al. 1986; EPA 1978, 1979; FMC 1977c, 1979, 1980; Konasewich et al. 1978; Mayer et al. 1981; Monsanto 1981; Sheldon and Hites 1978, 1979; Strachan 1974; Weber and Ernst 1983). The methods are sensitive to  $\approx 0.05$  mg/kg for sediments and  $\approx 0.5$   $\mu$ g/L for water. Interferences from organophosphate esters used as plasticizers appear in procedural blanks, and the potential for sources of contamination must be examined at sub-nanogram per gram levels (Muir 1984). Several organophosphate esters have been detected in distilled water, pesticide grade solvents, and o-rings used in metering valves (Muir 1984). The methods appear to be sensitive enough to determine background levels. While the major exposure medium for organophosphate ester hydraulic fluids is from the neat fluid, the

## 6. ANALYTICAL METHODS

environmental media of concern are water and sediments since organophosphate ester hydraulic fluids appear to be discharged most often to water where they partition to sediments.

***Polyalphaolefin Hydraulic Fluids.*** Analytical methods similar to those described above have been used to analyze straight and branch chained alkanes present in polyalphaolefin hydraulic fluids in the environment (Ferrario et al. 1985a, 1985b; Hesselberg and Seelye 1982). The methods appear to be sensitive, although the sensitivity depends on the alkane being analyzed. Determining the presence of a specific polyalphaolefin hydraulic fluid (e.g., MLH-83282) in the environment may be possible if all the components are known, but this may or may not work for other types of polyalphaolefin fluids. The polyalphaolefin oil in a hydraulic fluid cannot be distinguished from other polyalphaolefin oils derived from the same catalyst/operating parameters/processing. If more information on the exact alkane isomer distribution present in representative common polyalphaolefin hydraulic fluids was available, it might be possible to distinguish, for example, a polyalphaolefin hydraulic fluid from a polyalphaolefin motor oil.

### 6.3.2 Ongoing Studies

No ongoing studies on the analytical chemistry of mineral oils, organophosphate esters, or polyalphaolefins were located in the available literature.





## 7. REGULATIONS AND ADVISORIES

The national regulations and guidelines regarding hydraulic fluids in air, water, and other media are summarized in Table 7- 1.

ATSDR has not derived any Minimal Risk Levels for hydraulic fluids.

Regulations found for mineral oils include the OSHA occupational exposure limit for mineral oil mists of  $5 \text{ mg/m}^3$  (OSHA 1974).

The only regulations found for organophosphate ester hydraulic fluids were for aryl phosphates. Two proposed rules for aryl phosphates address 1) exclusion from hazardous waste regulations and 2) additional testing, recordkeeping, and reporting under the Toxic Substances Control Act (TSCA).



## 8. REFERENCES

- \*Abdul AS, Gibson TL, Kia SF. 1990. Contamination of soil and groundwater by automatic transmission fluid: Site description and problem assessment. *J Hydrol* 121:133-153.
- \*Abou-Donia MB. 1983. Interaction between neurotoxicities induced by organophosphorus and long-chain hexacarbon compounds. *Neurotoxicology* 4:117-136.
- \*Abou-Donia MB, Lapadula DM. 1990. Mechanisms of organophosphorus ester-induced delayed neurotoxicity: Type I and Type II. *Ann Rev Pharmacol Toxicol* 30:405-440.
- \*Abou-Donia MB, Lapadula DM, Campbell G, et al. 1985. The joint neurotoxic action of inhaled methyl butyl ketone vapor and dermally applied *O*-ethyl *O*-4-nitrophenyl phenylphosphonothioate in hens: Potentiating effect. *Toxicol Appl Pharmacol* 79:69-82.
- \*Abou-Donia MB, Nomeir AA, Bower JH, et al. 1990b. Absorption, distribution, excretion, and metabolism of a single oral dose of [<sup>14</sup>C]tri-*ortho*-cresyl phosphate (TOCP) in the male rat. *Toxicology* 65:61-74.
- \*Abou-Donia MB, Suwita E, Nomeir AA. 1990a. Absorption, distribution, and elimination of a single oral dose of [<sup>14</sup>C]tri-*ortho*-cresyl phosphate in hens. *Toxicology* 61:13-25.
- \*Adams WJ, Ziegenfuss PS, Renaudette WJ, et al. 1986. Comparison of laboratory and field methods for testing the toxicity of chemicals sorbed to sediments. In: Poston TM, Purdy R, eds. *Aquatic toxicology and environmental fate*, Vol. 9. American Society for Testing and Materials Special Technical Publication 921, 494-513.
- \*Akzo. 1988. Material Safety Data Sheet for Fyrquel LT. 1/88. Akzo Chemicals, Inc., Chicago, IL.
- \*Akzo. 1989. Material Safety Data Sheet for Fyrquel 150. 2/89. Akzo Chemicals, Inc., Chicago, IL.
- \*Akzo. 1991. Material Safety Data Sheet for Fyrquel EHC. 2/91. Akzo Chemicals, Inc., Chicago, IL.
- \*Akzo. 1992. Material Safety Data Sheet for Fyrquel220. 1/92. Akzo Chemicals, Inc., Chicago, IL.
- \*Akzo. 1993. Facsimile cover sheet. June 14, 1993. Akzo Chemicals Inc., Chicago, IL.
- \*Anonymous. 1967. Mineral oil in human tissues. *Nutr Rev* 25:46-49.
- \*ASTM. 1966. Fire Resistance of Hydraulic Fluids. American Society for Testing and Materials, Philadelphia, PA..
- \*ATSDR. 1989. Decision guide for identifying substance-specific data needs related to toxicological profiles. Agency for Toxic Substances and Disease Registry, Division of Toxicology, Atlanta, GA.
- \*ATSDR. 1993a. Technical report on ethylene glycol and propylene glycol. Agency for Toxic Substances and Disease Registry, Division of Toxicology, Atlanta, GA.

\*Cited in text

## 8. REFERENCES

- \*ATSDR. 1993b. Toxicological Profile for PCBs. Agency for Toxic Substances and Disease Registry, Division of Toxicology, Atlanta, GA.
- \*ATSDR. 1993c. Case studies in environmental medicine - cholinesterase inhibiting pesticide toxicity. Agency for Toxic Substances and Disease Registry, Division of Toxicology, Atlanta, GA.
- \*ATSDR. 1995. Toxicological profile for automotive gasoline. Agency for Toxic Substances and Disease Registry, Division of Toxicology, Atlanta, GA.
- \*ATSDR/CDC. 1990. Subcommittee report on biological indicators of organ damage. Agency for Toxic Substances and Disease Registry, Centers for Disease Control and Prevention, Atlanta, GA.
- \*Baldrige HD, Jenden DJ, Knight CE, et al. 1959. Toxicology of a triaryl phosphate oil. Arch Ind Health 20:86-88.
- \*Banerjee BD, Saha S, Ghosh KK, et al. 1992. Effect of tricresyl phosphate on humoral and cell-mediated immune responses in albino rats. Bull Environ Contam Toxicol 49:3 12-317.
- \*Barnard PWC, Bunton CA, Llewellyn DR, et al. 1961. The reactions of organic phosphate: Part V. The hydrolysis of triphenyl and trimethyl phosphates. J Chem Soc 2670-2676.
- \*Barnes DG, Dourson M. 1988. Reference dose (RfD): Description and use in health risk assessments. Regul Toxicol Pharmacol 8:471-486.
- \*Baron RL. 1981. Delayed neurotoxicity and other consequences of organophosphate esters. Ann Rev Entomol 26:29-48.
- \*Bates TS, Hamilton SE, Cline JP. 1984. Vertical transport and sedimentation of hydrocarbons in the central main basin of Puget Sound, Washington. Environ Sci Technol 18:299-305.
- \*Beck BE, Wood CD, Whenham GR. 1977. Triaryl phosphate poisoning in cattle. Vet Pathol 14:128-137.
- \*Bollinger JN. 1970. Metabolic fate of mineral oil adjuvants using <sup>14</sup>C-labeled tracers. I. Mineral Oil. J Pharm Sci 59:1084-1088.
- \*Bouldin TW, Cavanagh JB. 1979a. Organophosphorus neuropathy. I. A teased-fiber study of the spatio-temporal spread of axonal degeneration. Am J Pathol 94:241-252.
- \*Bouldin TW, Cavanagh JB. 1979b. Organophosphorus neuropathy. I. A fine-structural study of the early stages of axonal degeneration. Am J Pathol 94:253-270.
- \*Brinkerhoff CR, Sharma RP, Boucier DR. 1981. The effects of Tri-*ortho*-tolyl Phosphate (TOTP) on the immune system of mice. Ecotoxicology and Environmental Safety 5:368-376.
- \*Brunton LL. 1985. Laxatives. In: Gilman AG, Goodman LS, Rall TW, et al., eds. The Pharmacological Basis of Therapeutics. New York: MacMillan Publishing Company, 994-1003.
- \*Camarasa JG, Serra-Baldrich E. 1992. Allergic contact dermatitis from triphenyl phosphate. Contact Dermatitis 26:264-265.

## 8. REFERENCES

- \*Cannon PR. 1940. The problem of lipid pneumonia. J Am Med Assoc. 115:2 176-2179.
- \*Carlsen L, Andersen KE, Egsgaard H. 1986. Triphenyl phosphate allergy from spectacle frames. Contact Dermatitis 15:274-277.
- \*Carlton BD, Basaran AH, Mezza LE, et al. 1987. Examination of the reproductive effects of tricresyl phosphate administered to Long-Evans rats. Toxicology 46:321-328.
- \*Carpenter HM, Jenden DJ, Shulman NR, et al. 1956. The toxicology of cellulube 220: III Experimental Toxicology Research Report. Naval Medical Research Institute, National Naval Medical Center 14:725-760.
- \*Carpenter HM, Jenden DJ, Shulman NR, et al. 1959. Toxicology of a triaryl phosphate oil: I. Experimental toxicology. Arch Ind Health 20:62,234-252.
- \*Carrington CD, Burt CT, Abou-Donia MB. 1988. In vivo <sup>31</sup>P nuclear magnetic resonance studies on the absorption triphenyl phosphate and tri-*ortho*-cresyl phosphate following subcutaneous administration in hens. Drug Metab Distrib 104- 109.
- \*Carrington CD, Lapadula DM, Othman M, et al. 1989. Assessment of the delayed neurotoxicity of tributyl phosphate, tributoxyethyl phosphate, and dibutylphenyl phosphate. Toxicol Ind Health 6 (3/4):415-423.
- \*CAS. 1995. Chemical Abstract Service. On-line database. May 13, 1995.
- \*Casida JE, Eto M, Baron RL. 1961. Biological activity of a tri-*ortho*-cresyl phosphate metabolite. Nature 191:1396-1397.
- \*Cautreels W, VanCauwenberghe K. 1978. Experiments on the distribution of organic pollutants between airborne particulate matter and the corresponding gas phase. Atmos Environ 12: 1133- 1141.
- \*Cavanagh JB, Patangia GN. 1965. Changes in the central nervous system in the cat as the result of tri-*ortho*-cresyl phosphate poisoning. Brain 88: 165-180.
- \*CELDS. 1992. Computer Aided Environmental Legislative Data System. February 1992.
- \*Chapin RE, George JD, Lamb JC IV. 1988. Reproductive toxicity of tricresyl phosphate in a continuous breeding protocol in Swiss (CD-1) Mice. Fundam Appl Toxicol 10:344-354.
- \*Chapin RE, Phelps JL, Burka LT, et al. 1991. The effects of tri-*ortho*-cresyl phosphate and metabolites on rat Sertoli cell function in primary culture. Toxicol Appl Pharmacol 108:194-208.
- \*Chapin RE, Phelps JL, Somkuti SG, et al. 1990. The interaction of sertoli and leydig cells in-the testicular toxicity of tri-*ortho*-cresyl phosphate. Toxicol Appl Pharmacol 104:483-495.
- \*ChemID. 1993. On-line database. May 1993.
- \*Chemiak MG. 1988. Toxicological screening for organophosphorus-induced delayed neurotoxicity: Complications in toxicity testing. Neurotoxicology 9:249-272.
- \*Chevron. 1994. Tributyl Phosphate. Chevron International Oil Company, San Francisco, CA.

## 8. REFERENCES

- \*Chrisope DR, Landry JF. 1993. Automatic transmission fluid. In: Shubkin RL, ed. Synthetic Lubricants and High Performance Functional Fluids. New York: Marcel Dekker, Inc., 35 1-364.
- \*Ciba-Geigy. 1984e. TSCA sect. S(d) submission no. 86-870000078. Hydrolysis report with cover letter dated 01/09/87. Washington, DC: Office of Toxic Substances, U.S. Environmental Protection Agency. Microfiche no. 5 13263.
- \*Ciba-Geigy. 1986. TSCA sec. 8(d) submission no. 86-870000077. Ecotoxicology of phosphate esters. Testing to OECD guidelines, 1982. Washington, DC: Office of Toxic Substances, U.S. Environmental Protection Agency. Microfiche no. 5 13262.
- \*Ciba-Geigy Ltd. 1973. Pydraul50E: Neurotoxicity study in domestic hens. Ciba-Geigy Limited, Basle, Switzerland.
- \*Ciba-Geigy Ltd. 1978a. Salmonella/mammalian-microsome mutagenicity test with TK 10 509 (REOFOS 95). Experiment No. 78-2506. Ciba-Geigy Limited, Basle, Switzerland. NTIS OTS0507280.
- \*Ciba-Geigy Ltd. 1978b. Salmonella/mammalian-microsome mutagenicity test with TK 10507 (REOFOS 50) with cover letter from J.L. Greig. Experiment No. 78-2507. Ciba-Geigy Limited, Basle, Switzerland. NTIS/OTS0507280.
- \*Ciba-Geigy Ltd. 1983a. Salmonella/mammalian-microsome mutagenicity test TK 12 477 (REOLUBE HYD46). Project No. 830209. Ciba-Geigy Limited, Basle, Switzerland.
- \*Ciba-Geigy Ltd. 1983b. Sister chromatid exchange studies on somatic cells of Chinese hamsters TK 12 477 (REOLUBE HYD46). Test No. 830211. Ciba-Geigy Limited, Basle, Switzerland.
- \*Ciba-Geigy Ltd. 1984a. Nucleus anomaly test in somatic interphase nuclei of Chinese hamster TK 10 507 (REOFOS 50) Test No. 830071. Ciba-Geigy Ltd, Basle, Switzerland. NTIS OTS0507280.
- \*Ciba-Geigy, Ltd. 1984b. Sister chromatid exchange studies on somatic cells of Chinese hamsters TK 10 507 (REOFOS 50) Test No. 830206. Ciba-Geigy Ltd, Basle, Switzerland. NTIS OTS0507280.
- \*Ciba-Geigy Ltd. 1984~. Autoradiographic DNA repair test on rat hepatocytes TK 12 477 (REOLUBE HYD46) Test No. 830208. Ciba-Geigy Ltd, Basle, Switzerland.
- \*Ciba-Geigy Ltd. 1984d. Autoradiographic DNA repair test on rat hepatocytes TK 10 507 (REOFOS 50) Test No. 830205. Ciba-Geigy Ltd, Basle, Switzerland. NTIS OTS0507280.
- \*Ciba-Geigy Ltd. 1985. *In vitro* absorption through human epidermis of Reofos 50 and Reolube with cover letter dated October 16, 1985. EPA/OTS Public Files. NTIS OTS05 12802. -.
- \*Ciba-Geigy Ltd. 1986. Ecotoxicology of phosphate ester with cover letter dated January 9, 1987. EPA/OTS Public Files. NTIS OTS05 13262.
- \*Collins JM. 1993. Automotive trends. In: Shubkin RL, ed. Synthetic Lubricants and High-Performance Functional Fluids. New York: Marcel Dekker, Inc., 493-508.

## 8. REFERENCES

- \*Coye MJ, Lowe JA, Maddy KT. 1986. Biological monitoring of agricultural workers exposed to pesticides: I. Cholinesterase activity determinations. *J Occup Med* 28:619-627.
- \*Cregler LL, Mark H. 1986. Medical complications of cocaine abuse. *New Engl J Med* 315:1495-1500.
- \*Dannecker W, Schroeder B, Stechmann H. 1990. Organic and inorganic substances in highway tunnel exhaust air. *Sci Total Environ* 93:293-300.
- \*Dawson RB, Platteau C. 1993. Industrial trends. In: Shubkin RL, ed. *Synthetic Lubricants and High-Performance Functional Fluids*. New York: Marcel Dekker, Inc., 509-524.
- \*Deleon IR, Byrne CJ, Peuler EA, et al. 1986. Trace organic and heavy metal pollutants in the Mississippi River. *Chemosphere* 15:795-805.
- \*Dee PD, Howard PH. 1978. Combined gas-liquid chromatographic mass spectrometric analysis of some commercial aryl phosphate oils. *J Assoc Off Anal Chem* 61:266-270.
- \*Department of Defense. 1993. *Military handbook: Design guide for military applications of hydraulic fluids*. Department of Defense. MIL-HK BK-118.
- \*Dollahite JW, Pierce KR. 1969. Neurologic disturbances due to triaryl phosphate toxicity. *Am J Vet Res* 30:1461-1464.
- \*Dray BF. 1993. Environmental impact. In: Shubkin RL, ed. *Synthetic Lubricants and High-Performance Functional Fluids*. New York: Marcel Dekker, Inc., 533-543.
- \*Eade NR, Taussig LM, Marks MI. 1974. Hydrocarbon pneumonitis. *Pediatrics* 54:351-357.
- \*Ebert AG, Schleifer CR, Hess SM. 1966. Absorption, disposition and excretion of 3H mineral oil in rats. *J Pharm Sci* 55:923-929.
- \*Ecobichon DJ. 1991. Toxic effects of pesticides. In: Casarett and Doull's *Toxicology*. 4th ed. New York: Macmillan, 565-622.
- \*EPA. 1978. Environmental Protection Agency. Preliminary report on aryl phosphate monitoring with attachment. Intra-Agency memorandum from A.B. Crockett, Environmental Monitoring and Support Laboratory, Office of Research and Development to M.P. Halper, Monitoring and Data Support.
- \*EPA. 1979. Technical grade products manufactured in 1979, Table II. Washington, DC: U.S. Environmental Protection Agency, 4.
- \*EPA. 1979a. Environmental Protection Agency. Analysis of aryl phosphate samples. Intra-Agency memorandum from A.B. Crockett, Environmental Monitoring and Support Laboratory, Office of Research and Development to P. Hilgard, Office of Toxic Substances.
- \*EPA. 1979b. U.S. Environmental Protection Agency. Designation of conventional pollutants. 40 CFR 401.16. *Fed Regist* 44:44501.

## 8. REFERENCES

- \*EPA. 1989. Interim methods for development of inhalation reference doses. U.S. Environmental Protection Agency. EPA/600/8-90/066F.
- \*EPA. 1990. Interim methods for development of inhalation reference doses. U.S. Environmental Protection Agency. EPA-600/8-90/066A.
- \*EPA. 1992. Environmental Protection Agency. Code of Federal Regulations. 40 CFR part 704 and 799.
- \*EPA. 1992a. Environmental Protection Agency. Hazardous waste management system: Identification and listing of hazardous waste; recycled used oil management standards; final rule. Fed Regist 57:41566-41626.
- \*EPA. 1992b. Environmental Protection Agency. Aryl phosphate base stocks; proposed text rule including reporting and recordkeeping requirements. Fed Regist 57:2138-2158.
- \*EPA. 1994. Testing Consent Order for Aryl Phosphate Base Stocks. September 27, 1994.
- \*EPA. 1995. Environmental Protection Agency. Code of Federal Regulations. 40 CFR 261-60 FR 6054.
- \*Eta M, Casida JE, Eto T. 1962. Hydroxylation and cyclization reactions involved in the metabolism of triaryl phosphate. *Biochem Pharmacol* 11:337-352.
- \*Eto M, Oshima Y, Casida JE. 1967. Plasma albumin as a catalyst in cyclization of diaryl-o-(hydroxy)-tolyl phosphates. *Biochem Pharmacol* 16:295-308.
- \*Evans RT. 1986. Cholinesterase phenotyping: Clinical aspects and laboratory applications. *CRC Crit Rev Clin Lab Sci* 23:35-64.
- \*Ferrario JB, Deleon IR, Tracy RE. 1985b. Evidence for toxic anthropogenic chemicals in human thrombotic coronary plaques. *Arch Environ Contam Toxicol* 14:529-234.
- \*Ferrario JB, Lawler GC, Deleon IR, et al. 1985a. Volatile organic pollutants in biota and sediments of Lake Pontchartrain. *Bull Environ Contam Toxicol* 34:246-255.
- \*FMC. 1975. Gas chromatographic-mass spectral assay of Kronitex isopropylphenyl phosphates. Technical report no. CPG-75-10. FMC Corporation, Princeton, NJ.
- \*FMC. 1977a Neurotoxicity study in hens on commercially available phosphate ester products: II. Monsanto. ICD/T-77-047. FMC Corporation, Princeton, NJ, 1-17.
- \*FMC. 1977b. A neurotoxicity study in hens on commercially available phosphate ester products: I. Stauffer. ICD/T-77-040. FMC Corporation, Princeton, NJ, 1-11. (submitted for peer review),.
- \*FMC. 1977~. Aryl phosphates and phenols in Nitro area samples. Memorandum from J.E. Jadlocki, FMC Corporation Industrial Division to W.H. Kibble, FMC Corporation.
- \*FMC. 1978a. Acute oral toxicity of Pydraul50E. ICG/T-78-085. FMC Corporation, Princeton, NJ, 1-5.
- \*FMC. 1978b. Part of unidentified submission (exhibit G): Environmental fate of triaryl phosphate [microfiche 05 192591. FMC Corporation, Philadelphia, PA.



## 8. REFERENCES

- \*FMC. 1979. Analysis of aryl phosphates and phenols in plant and environmental samples from Nitro, West Virginia. Technical report [microfiche 05 183991. FMC Corporation, Princeton, NJ, 95.
- \*FMC. 1980. The environmental fate and effects of aryl phosphates and phenolics in wastewaters from the production of Kronitex phosphate esters. Technical report [microfiche 05 183991. FMC Corporation, Princeton, NJ, 42.
- \*FMC. 1986. The subchronic (90-day) neurotoxicity study of (X096-126-1 phosphate ester to the domestic hen. FCC 45/84526. FMC Corporation, Philadelphia, PA.
- \*FMC. 1990a. Non-definitive acute oral toxicity study of Durad 110 in rats. Study No. 190-l 143. FMC Corporation, Princeton, NJ.
- \*FMC. 1990b. Letter from FMC Corp to U.S. EPA containing preliminary study results for triaryl phosphates. EPA/OTS public files: 86-900000502. FMC Corporation, Princeton, NJ. NTIS OTS0530040.
- \*FMC. 1991 a. The effects of Durad 125 on serum cholinesterase and brain neuropathy. Target esterase activity in male Long-Evans rats. Study No: 64460. FMC Corporation, Princeton, NJ.
- \*FMC. 1991 b. Durad 125. Non-definite primary skin irritation study in rabbits. FMC Corporation, Princeton, NJ.
- \*FMC. 1991~. Material safety data for Durad 300 (triaryl phosphate). FMC Corporation, Princeton, NJ.
- \*FMC. 1991 d. Material safety data for Durad 110 (triaryl phosphate). FMC Corporation, Princeton, NJ.
- \*FMC. 1992a. Letter submitting two enclosed non-definitive acute oral toxicity studies of Durad 550B with attachments. FMC Corporation, Princeton, NJ.
- \*FMC. 1992b. Durad 550B. Salmonella/mammalian-microsome plate incorporation mutagenicity assay (Ames Test). Study No. 19 1 - 1222. FMC Corporation, Philadelphia, PA.
- \*FMC. 1992c. Material Safety Data Sheet: Durad 550B. FMC Corporation, Princeton, NJ. July 13, 1992.
- \*FMC. 1992d. Material Safety Data Sheet: Durad MP 280B. FMC Corporation, Princeton, NJ. July 13, 1992.
- \*FMC. 1992e. Material Safety Data Sheet: Durad (R) 220B. FMC Corporation, Princeton, NJ. July 13, 1992.
- \*FMC. 1992f. Material Safety Data Sheet: Durad (R) 125. FMC Corporation, Princeton, NL. July 13, 1992
- \*FMC. 1994. Material Safety Data Sheet: Durad 220. FMC Corporation, Princeton, NJ. January 1, 1994.
- \*FMC. 1995. Material Safety Data Sheet: Durad 280B. FMC Corporation, Princeton, NJ. January 1, 1995.
- \*Francis AJ, Iden CR, Nine BJ, et al. 1980. Characterization of organics in leachates from low-level radioactive waste disposal sites. Nuclear Technol50:158-163.

## 8. REFERENCES

- \*Freitag D, Ballhom L, Geyer H, et al. 1985. Environmental hazard profile of organic chemicals. *Chemosphere* 14:1589-1616.
- \*Freudenthal RI, Rausch L, Gerhart JM. 1993. Subchronic Neurotoxicity of Oil formulations containing either Tricresyl Phosphate or Tri-*Orthocresyl* Phosphate. *Journal of the American College of Toxicology* 12(4):409-416.
- \*Friess, SL, Jensen DJ, Tureman, JR. 1959. Toxicology of a triaryl phosphate oil. II. A quantitative study of toxicity in different production batches. *Arch Ind Health* 20:253-261.
- \*Gatz. 1992a. Intravenous and dermal absorption, distribution, and excretion of <sup>14</sup>C-tributyl phosphate in Yucatan minipigs: Part I. MRI Project No. 9526-F(02).
- \*Gatz. 1992b. Pharmacokinetics of TBP in rats: Section 1 distribution, metabolism, and excretion of <sup>14</sup>C-tributyl phosphate. MRI Project No. 9526-F.
- \*Gatz. 1994. Metabolism of tributyl phosphate in Yucatan minipigs following intravenous and dermal exposure: Part II. MRI Project No. 9526-02.
- \*Gaworski CL, Kinkead ER, Horton JR, et al. 1986. Comparative studies of the short-term toxicity of the hydraulic fluids MIL-H-1 9457C, MIL-H- 19457B, and MIL-H-22072B. Harry G. Armstrong Aerospace Medical Research Laboratory, Wright-Patterson Air Force Base, OH. NTIS/AD-A1 72 172/9.
- \*Gerarde HW. 1963. Toxicological studies on hydrocarbons. IX. The aspiration hazard and toxicity of hydrocarbon mixtures. *Arch Environ Health* 6:329-341.
- \*Giurini JM, Hopkins WE, Redner T, et al. 1986. Succinylcholine sensitivity and plasma cholinesterase deficiency. *J Foot Surgery* 25:382-385.
- \*Goldstein DA, McGuigan MA, Ripley BD. 1988. Acute tricresylphosphate intoxication in childhood. *Human Toxicol*, 7:179-1 82.
- \*Gunderson EL. 1988. FDA total diet study, April 1982-April 1984, dietary intakes of pesticides, selected elements and other chemicals. *J Assoc Off Anal Chem* 71: 1200- 1209.
- \*Haines JR, Alexander M. 1974. Microbial degradation of high-molecular weight alkanes. *Appl Microbial* 28:1084-1085.
- \*Hatton RE. 1962. Water-base Fluids. In: *Hydraulic Fluids*. New York: Reinhold Publishing Corporation 131273-287.
- \*HazDat. 1996. Database. Agency for Toxic Substances and Disease Registry (ATSDR), Atlanta, GA.
- \*Healy CE, Beyrouthy PC, Broxup BR. 1995. Acute and subchronic neurotoxicity studies with tri-n-butyl phosphate in adult Sprague-Dawley rats. *Am Ind Hyg Assoc*, 56:349-355.
- \*Healy CE, Nair RS, Lemen JK, et al. 1991. Subchronic and reproduction studies with dibutyl phenyl phosphate in Sprague-Dawley rats. *Fundam Appl Toxicol* 16: 117-1 27.

## 8. REFERENCES

- \*Healy CE, Nair RS, Ribelin WE, et al. 1992. Subchronic rat inhalation study with Skydrol500B-4 fire resistant hydraulic fluid. *Am Ind Hyg Assoc J* 53: 175-180.
- \*Heitkamp MA, Freeman JP, Ceringlia CE. 1986. Biodegradation of tert-butylphenyl diphenyl phosphate. *Appl Environ Microbiol* 51:3 16-322.
- \*Heitkamp MA, Huckins JN, Petty JD, et al. 1984. Fate and metabolism of isopropylphenyl diphenyl phosphate in freshwater sediments. *Environmental Science and Technology* 18:434-439.
- \*Henrich RT. 1995. Toxicology profile for hydraulic fluids. Comments of Akzo Nobel Chemicals Inc. Akzo Nobel Chemical Inc. Dobbs Ferry, NY.
- \*Hesselberg RJ, Seelye JG. 1982. Identification of organic compounds in Great Lakes fishes by gas chromatography/mass spectrometry: 1977. Admen Report No. 82-1. Ann Arbor, MI: U.S. Fish and Wildlife Society Great Lakes Fishery Laboratory, 49.
- \*Hedge HC, Sterner JH. 1943. The skin absorption of tri-*ortho*cresyl phosphate as shown by radioactive phosphorus. *J Pharmacol Exp Ther* 79:225-234.
- \*Hoffman RS, Henry GC, Howland MA, et al. 1992. Association between life-threatening cocaine toxicity and plasma cholinesterase activity. *Ann Emerg Med* 21:248-253
- \*Houghton. 1992. Material Safety Data Sheet: Houghton-Safe 5047-F. March 24, 1992
- \*Howard PH, Deo PG. 1979. Degradation of aryl phosphates in aquatic environments. *Bull Environ Contam Toxicol* 22:337-344.
- \*HSDB. 1995. Hazardous Substances Data Bank. National Library of Medicine, National Toxicology Information Program, Bethesda MD. February 1995.
- \*Huckins JN, Fairchild JF, Boyle TP. 1991. Role of exposure mode in the bioavailability of triphenyl phosphate to aquatic organisms. *Arch Environ Contam Toxicol* 21:481-485.
- \*Hutchinson TC, Hellebust JA, Tam D et al. 1980. The correlation of the toxicity to algae of hydrocarbons and halogenated hydrocarbons with their physical-chemical properties. In: Afghan BK, MacDay D, eds. *Hydrocarbons and Halogenated Hydrocarbons in the Aquatic Environment*. New York: Plenum Press, 577-586.
- \*IARC. 1984. Carbon blacks, mineral oils, (lubricant base oils and derived products) and some nitroarenes. *IARC Monogr Eval Carcinog Risk Chem Hum* 33:86-167.
- \*Inui K, Mitsumori K, Harada T, et al. 1993. Quantitative analysis of neuronal damage induced by tri-*ortho*-cresyl phosphate in Wistar rats. *Fundam Appl Toxicol* 20: 111-119.
- \*IRDC. 1981. Teratology study in rats. International Research and Development Corporation. Mattawan, Michigan U.S.A.
- \*Jarvholm B, Johansson B, Lavenius B, et al. 1986. Exposure to triarylphosphate and polyneuropathy: A case report. *Am J Ind Med* 9:561-566.

## 8. REFERENCES

- \*Johannsen FR, Wright PL, Gordon DE, et al. 1977. Evaluation of Delayed Neurotoxicity and Dose-Response Relationships of Phosphate Esters in the Adult Hen. *Toxicol Appl Pharmacol*, 41:29 1-304.
- \*Johnson MK. 1975. The delayed neuropathy caused by some organophosphorus esters: Mechanism and challenge. *Crit Rev Toxicol* 3:289-3 16.
- \*Johnson MK. 1982. The target for initiation of delayed neurotoxicity by organophosphorus esters: biochemical studies and toxicological applications. In: Hodgson E, Bend JR, Philpot, RM, eds. *Reviews of biochemical toxicology*, Vo14. New York: Elsevier, 141-212.
- \*Johnson MK. 1990. Organophosphates and delayed neuropathy: Is NTE alive and well? *Toxicol Appl Pharmacol* 102:355-399:
- \*Johnson MK, Barnes JM. 1970. Age and the sensitivity of chicks to the delayed neurotoxic effects on some organophosphorus compounds. *Biochem Pharmacol*19:3045-3047.
- \*Julian RJ, Galt DE, Butler D. 1976. Diagnosis of tri*ortho*cresyl phosphate poisoning in cattle. *Proceedings of the Annual Meeting of the American Association of Veterinary Laboratory Diagnostics* 18:407-418.
- \*Karydis M. 1980 Uptake of hydrocarbons by the marine diatom *Cyclotella cryptica*. *Microbiological Ecology* 5:287-293.
- \*Kawamura K, Kaplan IR. 1983. Organic compounds in the rainwater of Los Angeles. *Environ Sci Technol* 17:497-501.
- \*Keith LH, Garrison AW, Allen FR, et al. 1976. Identification of organic compounds in drinking water from thirteen U.S. cities. In: Keith LH, ed. *Advances in identifying and analyzing organic pollution in water*. Ann Arbor, MI: Ann Arbor Press, 329-373.
- \*Kinkead E, Kimmel E, Wall H, et al. 1990. Determination of the toxicity of cyclotriphosphazene hydraulic fluid by 2 1 -day repeated inhalation and dermal exposure. *Am Ind Hyg Assoc J* 5 1:583-587.
- \*Kinkead ER, Bashe WJ. 1987. Evaluation of the inhalation and skin absorption kinetics of a cyclotriphosphazene based hydraulic fluid. Report to Toxic Hazards Division of Aerospace Medical Research Laboratory, Wright-Patterson Air Force Base, OH. LR-86-03. February 1987.
- \*Kinkead ER, Bunger SK, Wolfe RE. 1992c. Acute toxicologic evaluation of a cyclotriphosphazene hydraulic fluid. *Acute Toxicity Data* 1:2 19.
- \*Kinkead ER, Bunger, SK Wolfe RE. 1992e. Irritation and sensitization evaluation of Fyrquel220 hydraulic fluid. 2 12-2 13. -.
- \*Kinkead ER, Culpepper BT, Henry SS. 1989~. Determination of the toxicity of cyclotriphosphazene hydraulic fluid by 2 1 -day repeated dermal exposure. Harry G. Armstrong Aerospace Medical Research Laboratory Technical Report AAMRL-TR-89-022,214-223
- \*Kinkead ER, Culpepper BT, Henry SS, et al. 1988. Evaluation of the acute toxicity of four water-in-oil emulsion hydraulic fluids. Harry G. Armstrong Aerospace Medical Research Laboratory Technical Report AAMRL-TR-87-063, 1-42.

## 8. REFERENCES

- \*Kinkead ER, Culpepper BT, Henry SS, et al. 1989a. Determination of the toxicity of cyclotriphosphazene hydraulic fluid by 21-day repeated inhalation exposure. Harry G. Armstrong Aerospace Medical Research Laboratory Technical Report AAMRL-TR-89-022,224-230.
- \*Kinkead, ER, Culpepper BT, Pollard DL, et al. 1987a. The evaluation of the acute toxicity of four water-in-oil emulsions hydraulic fluids. Harry G. Armstrong Aerospace Medical Research Laboratory Technical Report AAMRL-TR-87-020, 14-22.
- \*Kinkead ER, Henry SS, Culpepper BT, et al. 1989b. Evaluation of the acute delayed neurotoxicity of four shipboard hydraulic fluids. Harry G. Armstrong Aerospace Medical Research Laboratory Technical Report AAMRL-TR-89-022,242-248.
- \*Kinkead ER, Henry SS, Leahy HF, et al. 1987. Evaluation of the acute toxicity of a synthetic polyalphaolefin-based hydraulic fluid. 23-32.
- \*Kinkead ER, Horton JR, Gaworski CL. 1985. Acute toxicity studies on two air force hydraulic fluids (ML0 82-233 and ML0 82-585). Harry G. Armstrong Aerospace Medical Research Laboratory Technical Report AAMRL-TR-85-070.
- \*Kinkead ER, Wolfe RE, Bungler SK, et al. 1991. Evaluation of the toxic effects of a 90-day continuous exposure of rats to water-in-oil hydraulic fluid emulsions. Harry G. Armstrong Aerospace Medical Research Laboratory Technical Report AL-Tr- 1991-0 15 NMRI-9 1-90.
- \*Kinkead ER, Wolfe RE, Bungler SK. 1992a. Acute toxicologic evaluation of Fyrquel220 hydraulic fluid. Acute Toxicity Data 1:2 10.
- \*Kinkead ER, Wolfe RE, Bungler SK. 1992d. Irritation and sensitization evaluation of Durad MP280 hydraulic fluid. Acute Toxicity Data 1:2 11.
- \*Kinkead ER, Wolfe RE, Bungler SK, et al. 1992b. The acute toxicity evaluation of a low-temperature hydraulic fluid. J Am Ind Hyg Assoc 53:163-168.
- \*Klein BL, Simon JE. 1986. Hydrocarbon poisonings. *Pediatr Clin North Am* 33:411-419.
- \*Konasewich D, Traversy W, Zar H. 1978. Status report on organic and heavy metal contaminants in the Lakes Erie, Michigan, Huron and Superior basins. Great Lakes Water Quality Board.
- \*Kurebayashi H, Tanaka A, Yamaha T. 1985. Metabolism and disposition of the flame retardant plasticizer, tri-p-cresyl phosphate, in the rat. *Toxicol Appl Pharmacol* 77: 395-404.
- \*Labour Canada. 1990. Evaluation of health hazards associated with occupational exposure to Skydrol hydraulic fluids with attachments, cover sheet, and letter dated 02/01/90. EPA/OTS Public files: 86-900000073. Monsanto Company, St. Louis, MO. NTIS OTS0522305.
- \*Laham S, Long G, Broxup B. 1984. Subacute oral toxicity of Tri-n-butyl Phosphate in the Sprague-Dawley rat. *J Appl Toxicol* 4(3): 150-154.
- \*Laham S, Long G, Broxup B. 1985. Induction of urinary bladder hyperplasia in Sprague-Dawley rats orally administered Tri-n-butyl Phosphate. *Archives of Environmental Health* 302-301-306.

## 8. REFERENCES

- \*Latendresse JR, Brooks CL, Capen CC. 1994. Pathologic effect of butylated triphenyl phosphate-based hydraulic fluid and tricresyl phosphate on the adrenal gland, ovary, and testis in the Fischer-344 Rat. *Toxicol Path* 22 (4):341-352.
- \*Latendresse JR, Brooks CL, Flemming CD, et al. 1994. Reproductive toxicity of butylated triphenyl phosphate and tricresyl phosphate fluids in F344 Rats. *Fundam Appl Toxicol* 22:392-399.
- \*LeBel GL, Williams DT. 1983. Determination of organic phosphate triesters in human adipose tissue. *J Assoc Off Anal Chem* 66:69 1-699.
- \*LeBel GL, Williams DT. 1986. Levels of triaryl/alkyl phosphates in human adipose tissue from Eastern Ontario. *Bull Environ Contam Toxicol* 37:41-46.
- \*LeBel GL, Williams DT, Benoit FM. 1981. Gas chromatographic determination of trialkyl/aryl phosphates in drinking water following isolation using macroreticular resin. *J Assoc Off Anal Chem* 64:991-998.
- \*Lide DR. 1994. *Handbook of Chemistry and Physics*. CRC Press Boca Raton London Tokyo. 3-398-3-399.
- \*Liu D. 1980. Fate of petroleum hydrocarbons in sewage sludge after land disposal. *Bull Environ Contam Toxicol* 25:616-622.
- \*Lombard P, Egry IJ. 1979. Identification and gas-liquid chromatographic determination of aryl phosphate residues in environmental samples. *J Assoc Off Anal Chem* 62:47-5 1.
- \*Lotti M, Becker CE, Aminoff MJ. 1984. Organophosphate polyneuropathy: Pathogenesis and prevention. *Neurology* 34:658-662.
- \*Lushbaugh CC, Green JW, Redemann CE. 1950. Effects of prolonged inhalation of oil fogs on experimental animals. *Arch Ind Hyg Occup Med* 1:237-247.
- \*Lyman WJ, Reehl WF, Rosenblatt DH. 1982. *Handbook of Chemical Property Estimation Methods: Environmental behavior of organic compounds*. New York: McGraw-Hill Book Company, 1- 1 to 1-2.
- \*MacEwen JD, Vemot EH. 1983. Toxic Hazards Research Unit Annual Technical Report: 1983. Air Force Aerospace Medical Research Laboratory. AFAMRL-TR-83-64. NTIS AD-136170.
- \*MacEwen JD, Vemot EH. 1985. Toxic Hazards Research Unit Annual Report: 1985. Harry G. Armstrong Aerospace Medical Research Laboratory AAMRL-TR-85-058. NTIS AD-A161558, 144-158.
- \*Mandel JS, Berlinger NT, Kay N. 1989. Organophosphate exposure inhibits Non-Specific esterase staining in human blood monocytes. *Amer J Industrial Med* 15 :207-2 12.
- \*Marino MP. 1992. Phosphate Esters. In: Shubkin RL, ed. *Synthetic Lubricants and High-Performance Functional Fluids*. New York: Marcel Dekker Inc. 67- 100.
- \*Marino MP, Placek DG. 1994. Phosphate Esters. In: *CRC Handbook of Lubrication and Tribology; Volume III: Monitoring, Materials, Synthetic Lubricants, and Applications*, ed. E. Richard Booser. Boca Raton: CRC Press, Inc. 269-286.

## 8. REFERENCES

- \*Maroni M, Bleecker ML. 1986. Neuropathy target esterase in human lymphocytes and platelets. *J Appl Toxicol* 6: 1-7.
- \*Matsumoto G. 1983. Changes in organic constituents in river water during incubation. *Water Research* 17:1803-1810.
- \*Mattie DR, Hoeflich TJ, Jones CE, et al. 1993. The Comparative Toxicity of Operational Air Force Hydraulic Fluids. *Toxicol Ind Health* 9(6):995-1016.
- \*Mayer FL, Adams WJ, Finley MT, et al. 1981. Phosphate ester hydraulic fluids: An aquatic environmental assessment of Pydrauls 50E and 115E [Abstract]. American Society for Testing and Materials Special Technical Publication 838:103-123. CA/O96/137347V.
- \*Merck Index. 1989. Merck index: An Encyclopedia of Chemicals, Drugs, and Biologicals. 11 th ed. Budavari S, ed. Rahway NJ: Merck & Co., Inc.
- \*Minton NA, Murray VSG. 1988. A review of organophosphate poisoning. *Med Toxicol* 3:350-375.
- \*Moller UJ. 1989. Hydraulic Fluids. In: Ullmann's Encyclopedia of Industrial Chemistry, Vol A1 3,5th ed. 165-176.
- \*Monsanto. 1978. TSCA sect. 8(d) submission 40-7859047. A study of variables effecting the river die-away test. Special study 1978. Washington, D.C.: Office of Toxic Substances, U.S. Environmental Protection Agency. EPA Dot Control No. OTS 84003A
- \*Monsanto. 1979. Summaries of mutagenicity studies, neurotoxicity studies, teratology studies, long term feeding studies, and 90-day inhalation studies on aryl phosphate ester products.
- \*Monsanto. 1980. Evaluation of potential hazards by dermal contact. Test material: SH-79-007, Skydrol (R) 500B-4 Fire resistant hydraulic fluids.
- \*Monsanto. 1981. Stability study of natural sediments samples preserved by frozen storage with attachment. Monsanto Company, St. Louis, MO.
- \*Monsanto. 1983a. TSCA sect. 8(d) submission 8782 11865. Santicizer 154 river die-away biodegradation rate study [microfiche 2062271. Washington, D.C.: Office of Toxic Substances, U.S. Environmental Protection Agency.
- \*Monsanto. 1983b. TSCA sect. 8(d) submission 878211112. Santicizer 141 river die-away biodegradation rate study [microfiche 2062271. Washington, D.C. Office of Toxic Substances, U.S. Environmental Protection Agency. -.
- \*Monsanto. 1983~. TSCA sect. 8(d) submission 878211885. Biodegradability of t-butyl/phenyl phosphate mixtures [microfiche 2062271. Washington, D.C. Office of Toxic Substances, U.S. Environmental Protection Agency.
- \*Monsanto. 1986a. Material Safety Data Sheet: Pydraul29ELT. Monsanto Company, St. Louis, MO. April 18,1986

## 8. REFERENCES

- \*Monsanto. 1986b. Material Safety Data Sheet: Pydraul50E. Monsanto Company, St. Louis, MO. January 3, 1986.
- \*Monsanto. 1986~. Material Safety Data Sheet: Pydraul90E. Monsanto Company, St. Louis, MO April 18, 1986.
- \*Monsanto. 1987a. Three-month study of Skydrol500B-4 administered to male and female Sprague-Dawley rats by inhalation. Study No. 84049. Project No. ML-84-226.
- \*Monsanto. 1987b. Three-month inhalation toxicity study of Skydrol500B-4
- \*Monsanto. 1987~. In viva/*in vitro* neurotoxicity studies of Skydrol LD-4 in adult hens with mixtures of butyl diphenyl phosphate, dibutyl phenyl phosphate and tributyl phosphate.
- \*Monsanto. 1987d. *In vivoh vitro* neurotoxicity studies of Skydrol500B-4.
- \*Monsanto. 1988a. *In vitro* chromosome aberration with Skydrol500B-4 fire resistant hydraulic fluid study on butyldiphenylphosphate, dibutylphenylphosphate and tributylphosphate.
- \*Monsanto. 1988b. *In vitro* cytogenetics study of Skydrol LD4 fire resistant hydraulic fluid. Study No. 87066. Project No. 87-57.
- \*Monsanto. 1989. Three-month inhalation toxicity study of Skydrol500B-4.
- \*Monsanto. 1992a. Material safety data for Skydrol500B-4 fire resistant hydraulic fluid. 9/1 5/92. Monsanto Company, 800 North Lindbergh Boulevard, St. Louis, MO.
- \*Monsanto. 1992b. Material safety data for Skydrol LD-4 fire resistant hydraulic fluid. 9/1 5/92. Monsanto Company, 800 North Lindbergh Boulevard, St. Louis, MO.
- \*Mortensen A, Ladefoged O. 1992. Delayed neurotoxicity of trixylenyl phosphate and a trialkyl/aryl phosphate mixture, and the modulating effect of atropine on tri-*ortho*-tolyl phosphate-induced neurotoxicity. *NeuroToxicology* 13:347-354.
- \*Muir DCG. 1984. Phosphate esters. In: *The Handbook of Environmental Chemistry: Anthropogenic substances*, Vol. 3. Germany: Springer-Verlag Berlin, 41-66.
- \*Muir DCG, Grift NP, Lockhart WL. 1982. Comparison of laboratory and field results for prediction of the environmental behavior of phosphate esters. *Environmental Toxicology and Chemistry* 1: 113- 119.
- \*Muir DCG, Grift NP, Solomon J. 1981. Extraction and cleanup of fish, sediment, and water for determination of triaryl phosphates by gas-liquid chromatography. *J Assoc Off Anal Chem* 64:79-84.
- \*Muir DCG, Lint D, Grift NP. 1985. Fate of three phosphate ester flame retardants in small ponds. *Environmental Toxicology and Chemistry*. 4:663-675.
- \*Muir DCG, Townsend BE, Lockhart WL. 1983b. Bioavailability of six organic chemicals to *Chironomus tentans* larvae in sediment and water. *Environmental Toxicology and Chemistry* 2:269-282.



## 8. REFERENCES

- \*Muir DCG, Yarechewski AL, Grift NP. 1983a. Environmental dynamics of phosphate esters: III. Comparison of the bioconcentration of four triaryl phosphates by fish. *Chemosphere* 12:155-166.
- \*Murphy SD. 1986. Toxic effects of pesticides. In: Casarett and Doull's toxicology, 3rd ed. 5 19-58 1.
- \*Mutch E, Blain PG, Williams FM. 1992. Interindividual variations in enzymes controlling organophosphate toxicity in man. *Hum Exp Toxicol* 11: 109- 116.
- \*NAS/NRC. 1989. Biologic markers in reproductive toxicology. National Academy of Sciences/National Research Council. Washington, DC: National Academy Press, 15-35.
- \*Newton J. 1989. A look at lubricating oils. *Industrial Lubrication and Tribology* 41:13-15.
- \*NFPA. 1991. Fire Protection Guide to Hazardous materials. 11 th ed. One Battrymarch Park, Quincy, MA. 325-88.325-91.
- \*NIOSH. 1989a. NIOSH Manual of Analytical Methods. Occupational air method no. 7905. NIOSH recommendations for occupational safety and health compendium of policy documents and statements. Cincinnati, OH: U.S. Department of Health and Human Services, Public Health Service, Centers for Disease Control, National Institute for Occupational Safety and Health.
- \*NIOSH. 1989b. NIOSH Manual of Analytical Methods. Occupational air method no. 7300. NIOSH recommendations for occupational safety and health compendium of policy documents and statements. Cincinnati, OH: U.S. Department of Health and Human Services, Public Health Service, Centers for Disease Control, National Institute for Occupational Safety and Health.
- \*NIOSH. 1989~. NIOSH Manual of Analytical Methods. Occupational air method no. 5037. NIOSH recommendations for occupational safety and health compendium of policy documents and statements. Cincinnati, OH: U.S. Department of Health and Human Services, Public Health Service, Centers for Disease Control, National Institute for Occupational Safety and Health.
- \*NIOSH. 1992. NIOSH recommendations for occupational safety and health compendium of policy documents and statements. Cincinnati, OH: U.S. Department of Health and Human Services, Public Health Service, Centers for Disease Control, National Institute for Occupational Safety and Health. NTIS PB92-162536.
- \*Noda T, Mortia S, Ohgaki S. 1984. A Safety Evaluation of Chemicals Used in Household Products (V) Teratological Studies in 2-Ethylhexyl Diphenyl Phosphate in Rats. *Annu Rep. Osaka City Inst. Public Health Environmental Science* 46:82-88.
- \*Nolting F, Behnke W, Zetzsch C. 1988. A smog chamber for studies of the reactions of terpenes and alkanes with ozone and OH. *Journal of Atmospheric Chemistry* 6:47-59.
- \*Nomier AA, Abou-Donia MB. 1986. Studies on the metabolism of the neurotoxic tri-or-cresyl phosphate: Synthesis and identification by infrared, proton nuclear magnetic resonance and mass spectrometry of five of its metabolites. *Toxicology* 38: 1-1 3.
- \*NPRA. 1992. 1991 Report on U.S. lubricating oil sales. National Petroleum Refiners Association, Washington, DC.

## 8. REFERENCES

- \*NTP. 1988. Unpublished report. (Cited in NTP 1994).
- \*NTP. 1994. National Toxicology Program Technical report series no. 433. Tricresyl phosphate (CAS No. 1330-78-5) in F344 rats and B6C3Fi mice (gavage and feed studies). Research Triangle Park, NC: U.S. Department of Health and Human Services, Public Health Service, National Institute of Health. NIH publication no. 84-2544.
- \*Ofstad EB, Sletten T. 1985. Composition and water solubility determination of a commercial tricresylphosphate. *Science of the Total Environment* 43:233-241.
- \*Oishi H, Oishi S, Hiraga K. 1982. Toxicity of Several Phosphoric Acid Esters in Rats. *Toxicol Lett*, 13:29-34.
- \*OSHA. 1974. U.S. Department of Labor. Occupational Safety and Health Administration. Code of Federal Regulations. 40 CFR 19 10.1000. *Fed Regist* 54:2948.
- \*OTA. 1990. Neurotoxicology: Identifying and controlling poisons of the nervous system. Office of Technology Assessment, Washington, DC. OTA-BA-438.
- \*Padilla S, Veronesi B. 1985. The relationship between neurological damage and neurotoxic esterase inhibition in rats acutely exposed to tri-*ortho*-cresyl phosphate. *Toxicol Appl Pharmacol* 78:78-87.
- \*Papay AG. 1989. Automatic-transmission fluids Dexron II and beyond. *Lubrication Engineering* 45:121-128.
- \*Papay AG. 1991. Formulating automatic-transmission fluids. *Lubrication Engineering* 47:271-275.
- \*Papay AG. 1993. Hydraulics. In: Shubkin RL, ed. *Synthetic Lubricants and High-Performance functional fluids*. New York: Marcel Dekker, Inc., 427-452.
- \*Peedicayil J, Ernest K, Thomas M, et al. 1991. The effect of organophosphorus compounds on serum pseudocholinesterase levels in a group of industrial workers. *Hum Exp Toxicol* 10:275-278.
- \*Perl CA, Hewitt TA, Vice DL, et al. 1985. Process and environmental considerations involved in the selection of hydraulic and lubrication fluids for a modern hot strip mill. *Proceedings of the Industrial Waste Conference* 40:121-132.
- \*Perrot LJ, Palmer H. 1992. Fatal hydrocarbon lipid pneumonia and pneumonitis secondary to automatic transmission fluid ingestion. *J Forensic Sci* 37:1422-1427.
- \*Peterman PH, Delfino JJ, Dube DJ, et al. 1980. Chloro-organic compounds in the lower Fox River, Wisconsin. In: Afghan BK, Mackay D, eds. *Hydrocarbons and halogenated hydrocarbons in the aquatic environment*. New York: Plenum Press. 145-160.
- \*Pickard MA, Whelihan JA, Westlake WS. 1975. Utilization of triaryl phosphates by a mixed bacterial population. *Can J Microbiol* 24:140-145.
- \*MA, Whelihan JA, Westlake WS. 1974. Utilization of triaryl phosphates by a mixed bacterial population. *Can J Microbiol* 24: 140- 145.

## 8. REFERENCES

- \*Quaker 1993. Material Safety Data Sheet: Quintolubric 95830W. June 1, 1993
- \*Reape JM. 1982. Neurologic health impact on workers with chronic low dose exposure to aryl phosphates. Thesis submitted to the faculty of the graduate school of the university of Minnesota.
- \*Richardson RJ, Moore TB, Kayyali US, et al. 1993. Chlorpyrifos: Assessment of potential for delayed neurotoxicity by repeated dosing in adult hens with monitoring of brain acetylcholinesterase, brain and lymphocyte neurotoxic esterase, and plasma butyrylcholinesterase activities. *Fundam Appl Toxicol* 21:89-96.
- \*Robinson EC, Hammond BG, Johannsen FR, et al. 1986. Teratogenicity studies of alkylaryl phosphate ester plasticizers in rats. *Fundam Appl Toxicol* 7:138-143.
- \*RTECS. 1993. Registry of Toxic Effects of Chemical Substances. U.S. Department of Health and Human Services, Public Health Service, Centers for Disease Control, National Institute for Occupational Safety and Health, Cincinnati, OH. May 1993.
- \*RTECS. 1996. Registry of Toxic Effects of Chemical Substances (RTECS). National Institute for Occupational Safety and Health (NIOSH). Computer database online.
- \*RTI. 1992. Research Triangle Institute. Two-generation reproductive toxicity study of tributyl phosphate administered in the feed to CD (Sprague-Dawley) rats. RTI Project No. 6OC-4652.
- \*Saeger VW, Hicks O, Kaley RG, et al. 1979. Environmental fate of selected phosphate esters. *Environmental Science and Technology* 13:840-844.
- \*Salot A, Andril C, Ho R, et al. 1985. Hydrocarbons in the Mediterranean Sea: Their occurrence and fate in the sediment and in the water column, as dissolved and associated with small and large size particulates. *Journal of Environmental Analytical Chemical* 22:25-46.
- \*Sawhney BL. 1989. Movement of organic chemicals through landfill and hazardous waste disposal sites. In: *Reactions and movement of organic chemicals in soils*. SSSA Special Publication no. 22,447-474.
- \*Schwab BW, Richardson RJ. 1986. Lymphocyte and brain neurotoxic esterase: Dose and time dependence of inhibition in the hen examined with three organophosphorus esters. *Toxicol Appl Pharmacol* 83:1-9.
- \*Senanayake N, Jeyaratnam J. 1981. Toxic Polyneuropathy due to Gingili Oil contaminated with tri-cresyl phosphate affecting adolescent girls in Sri Lanka. *The Lancet*, January 10, 1981.
- \*Serrazanetti GP, Conte LS, Carpena E, et al. 1991. Distribution of aliphatic hydrocarbons in plankton of Adriatic sea open waters. *Chemosphere* 23:925-938.
- “Shanor SP, Van Hees GR, Bart N, et al. 1961. The influence of age and sex on human plasma and red cell cholinesterase. *Am J Med Sci* 242:357-361.
- \*Shaw DG, ed. 1989. Solubility data series. Volume 38: Hydrocarbons with water and seawater. Part II: Hydrocarbons C8 to C36. New York: Pergamon Press, 546-547.

## 8. REFERENCES

- \*Sheaffer KK. 1977. Summary report: Toxicity of aryl phosphates, Kishacoquillas Creek, Standard Steel Works, Mifflin County. Memorandum to T.P. Clista, Division of Water Quality, Commonwealth of Pennsylvania.
- \*Sheldon LS, Hites RA. 1978. Organic compounds in the Delaware River. *Environmental Science and Technology* 12:1188-1194.
- \*Sheldon LS, Hites RA. 1979. Sources and movement of organic chemicals in the Delaware River. *Environmental Science and Technology* 13:574-579.
- \*Shubkin RL. 1993. Polyalphaolefins. In: Shubkin RL, ed. *Synthetic lubricants and high-performance functional fluids*. New York: Marcel Dekker, Inc., 1-40.
- \*Siegel J, Rudolph HS, Getzkin AJ, et al. 1965. Effects on experimental animals of long-term continuous inhalation of a triaryl phosphate hydraulic fluid. *Toxicol Appl Pharmacol* 7:543-549.
- \*Siemiatycki J, Dewar R, Nadon L, et al. 1987. Associations between several sites of cancer and twelve petroleum-derived liquids. *Stand J Work Environ Health* 13:493-504.
- \*Singer RE, Bieberich MJ. 1993. Phosphazenes. In: Shubkin RL, ed. *Synthetic lubricants and high-performance functional fluids*. New York: Marcel Dekker, Inc., 215-228.
- \*Smith MI, Elvove E, Valaer PJ, et al. 1930. Pharmacological and chemical studies of the cause of so-called ginger paralysis. *Public Health Rep* 45:1703-1717.
- \*Snyder Jr. CE, Gschwender LJ. 1993. Aerospace. In: Shubkin RL, ed. *Synthetic lubricants and high-performance functional fluids*. New York: Marcel Dekker, Inc., 525-532.
- \*Somkuti SG, Abou-Donia MB. 1990. Disposition, elimination, and metabolism of tri-*ortho*-cresyl phosphate following daily oral administration in Fischer 344 male rats. *Arch Toxicol* 64:572-579.
- \*Somkuti SG, Lapadula D, Chapin RM, et al. 1991. Light and electron microscopic evidence of tri-*orthocresyl* phosphate (TOCP)-mediated testicular toxicity in F344 rats. *Toxicol Appl Pharmacol* 107:35-46.
- \*Somkuti SG, Lapadula DM, Chapin RE, et al. 1987a. Reproductive tract lesions resulting from subchronic administration (63 days) of tri-*o*-cresyl phosphate in male rats. *Toxicol Appl Pharmacol* 89:49-63.
- \*Somkuti SG, Lapadula DM, Chapin RE, et al. 1987b. Time course of the tri-*o*-cresyl phosphate-induced testicular lesion in F-344 rats: Enzymatic, hormonal, and sperm parameter studies. *Toxicol Appl Pharmacol* 89:64-72.
- \*Sprague GL, Castles TR, Bickford AA. 1984. Assessment of the delayed neurotoxic potential of isopropyl triphenylphosphate using a nontraditional testing strategy. *Toxicol Environ Health* 14:773-788.
- \*SRC. 1994a. Syracuse Research Corporation. HENRYWIN. Henry program for MS Windows 3.1. Syracuse Research Corporation, Merrill Lane Syracuse, NY.
- \*SRC. 1994b. Syracuse Research Corporation. HYDROWIN. Hydro program for MS Windows 3.1. Syracuse Research Corporation, Merrill Lane Syracuse, NY.

## 8. REFERENCES

- \*SRC. 1995a. Syracuse Research Corporation. AOPWIN. Atmospheric Oxidation Program for Microsoft Windows 3.1. Syracuse Research Corporation, Merrill Lane Syracuse, NY.
- \*SRC. 1995b. Syracuse Research Corporation. KOWWIN. Log Kow program for MS Windows 3.1. Syracuse Research Corporation, Merrill Lane Syracuse, NY.
- \*Srivastava. 1990. An outbreak of tricresyl phosphate poisoning in Calcutta, India. *Fd Chem Toxic* 28(4):303-304.
- \*Stauffer Chemical Company. 1971. Neurotoxicity of Fyrquel 1.50. T-6422.
- \*Stauffer Chemical Company. 1980. Neurotoxicity evaluation of Fyrquel EHC. T-10264.
- \*Stauffer Chemical Company. 1981. Toxicology report on "effect of 3 doses of Fyrquel EHC on neurotoxic esterase". T-10553.
- \*Stauffer Chemical Company. 1982. A teratology study in CD rats with Phosflex 51B.
- \*Strachan WMJ. 1974. Chloroform-extractable organic compounds in the international great lakes. In: Keith LH, ed. *Identification and Analysis of Organic Pollutants in Water*. Ann Arbor, MI: Ann Arbor Science, 479,487-488.
- \*Suffet IH, Brenner L, Radziul JV. 1980. GC/MS identification of trace organic compounds in Philadelphia waters during a 2-year period. *Water Research* 14:853-867.
- \*Sutton WL, Terhaar CJ, Miller FA, et al. 1960. Studies on the industrial hygiene and toxicology of triphenyl phosphate. *Archives of Environmental Health* 1:33-46.
- \*Suwita E, Abou-Donia MB. 1990. Pharmacokinetics and metabolism of a single subneurotoxic oral dose of tri-o-cresyl phosphate in hens. *Arch Toxicol* 64:237-241.
- \*Suzuki T, Sasaki K, Takeda M, et al. 1984a. Metabolism of tributyl phosphate in male rats. *J Agric Food Chem* 32:603-610.
- \*Suzuki T, Sasaki K, Takeda M, et al. 1984b. Some S-containing metabolites of tributyl phosphate in the rat. *J Agric Food Chem* 32:1278-1283.
- \*Taylor P, Li Y, Camp S, et al. 1993. Structure and regulation of expression of the acetylcholinesterase gene. *Chem Biol Interactions* 87: 199-207.
- TR192. 1994. Toxic Chemical Release Inventory. National Library of Medicine, National Toxicology Information Program, Bethesda, MD.
- \*Trundle D, Marcial G. 1988. Detection of cholinesterase inhibition: The significance of cholinesterase measurements. *Ann Clin Lab Sci* 18:345-352.
- \*U.S. Air Force. 1989. Hydraulic fluids. In: *The installation restoration program toxicology guide: Vol. 4*. Prepared by Oak Ridge National Laboratory for Armstrong Aerospace Medical Research Laboratory, Wright-Patterson Air Force Base, OH, 68-1 to 68-40.

## 8. REFERENCES

- \*USCG. 1994. U. S. Coast Guard. 46 CFR parts 30,50, 150,151, and 153. 59 FR 45150.
- \*USITC. 1993. Synthetic organic chemicals United States production and sales, 1991. USITC Publication 2607 U.S. International Trade Commissions, Washington, DC., 2-1 to 2-7.
- \*Veith GD, Delore DL, Bergstedt BV. 1979. Measuring and estimating the bioconcentration factor of chemicals in fish. *Journal of the Fish Research Board of Canada* 36:1040-1048.
- \*Weber R, Ernst W. 1983. Occurrence and fluctuation of organic environmental chemicals in German estuaries. *Vom Wasser* 61:11-123.
- \*Weil ED. 1980. Flame retardants (phosphorus compounds). In: Grayson M, Eckroth D, eds. *Kirk-Othmer's encyclopedia of chemical technology*, Vol. 10, 3rd ed. New York: John Wiley & Sons, 348-349,396-411,416-419.
- \*Welsh JJ, Collins TFX, Whitby KE, et al. 1987. Teratogenic potential of triphenyl phosphate in Sprague-Dawley (Spartan) rats. *Toxicol Ind Health* 3:357-369.
- \*Weschler CJ, Shields HC, Rainer D. 1990. Concentration of volatile organic compounds at a building with health and comfort complaints. *J Am Ind Hyg Assoc* 51:261-268.
- \*WHO. 1991. Environmental health criteria for tri-n-butyl phosphate. World Health Organization, Geneva, Switzerland.
- \*Williams DT, Nestmann ER, LeBel GL, et al. 1982. Determination of mutagenic potential and organic contaminants of Great Lakes drinking water. *Chemosphere* 11:263-276.
- \*Wills JG. 1980. Hydraulic fluids. In: *Kirk-Othmer's Encyclopedia of Chemical Technology*, Vol. 12, 3rd ed. New York: John Wiley & Sons, 712-733.
- \*Wills JH. 1972. The measurement and significance of changes in the cholinesterase activities of erythrocytes and plasma in man and animals. *CRC Crit Rev Toxicol* (March): 153-202.
- \*Wolfe NL. 1980. Organophosphate and organophosphorothionate esters: Application of linear free energy relationships to estimate hydrolysis rate constants for use in environmental fate assessment. *Chemosphere* 9:571-579.
- \*Yang SM, Thieme RA, von Meyerinck L, et al. 1990. Identification of isopropylated phenyl phosphates in rabbit bile. *Biomed Environ Mass Spectrom* 19:573-576.

## 9. GLOSSARY

**Acute Exposure**-Exposure to a chemical for a duration of 14 days or less, as specified in the Toxicological Profiles.

**Adsorption Coefficient (K<sub>J</sub>)**-The ratio of the amount of a chemical adsorbed per unit weight of organic carbon in the soil or sediment to the concentration of the chemical in solution at equilibrium.

**Adsorption Ratio (K<sub>d</sub>)**-The amount of a chemical adsorbed by a sediment or soil (i.e., the solid phase) divided by the amount of chemical in the solution phase, which is in equilibrium with the solid phase, at a fixed solid/solution ratio. It is generally expressed in micrograms of chemical sorbed per gram of soil or sediment.

**Bioconcentration Factor (BCF)**-The quotient of the concentration of a chemical in aquatic organisms at a specific time or during a discrete time period of exposure divided by the concentration in the surrounding water at the same time or during the same period.

**Cancer Effect Level (CEL)**-The lowest dose of chemical in a study, or group of studies, that produces significant increases in the incidence of cancer (or tumors) between the exposed population and its appropriate control.

**Carcinogen**-A chemical capable of inducing cancer.

**Ceiling Value**-A concentration of a substance that should not be exceeded, even instantaneously.

**Chronic Exposure**-Exposure to a chemical for 365 days or more, as specified in the Toxicological Profiles.

**Developmental Toxicity**-The occurrence of adverse effects on the developing organism that may result from exposure to a chemical prior to conception (either parent), during prenatal development, or postnatally to the time of sexual maturation. Adverse developmental effects may be detected at any point in the life span of the organism.

**Embryotoxicity and Fetotoxicity**-Any toxic effect on the conceptus as a result of prenatal exposure to a chemical; the distinguishing feature between the two terms is the stage of development during which the insult occurred. The terms, as used here, include malformations and variations, altered growth, and *in utero* death.

**EPA Health Advisory**-An estimate of acceptable drinking water levels for a chemical substance based on health effects information. A health advisory is not a legally enforceable federal standard, but serves as technical guidance to assist federal, state, and local officials. -.

**Immediately Dangerous to Life or Health (IDLH)**-The maximum environmental concentration of a contaminant from which one could escape within 30 min without any escape-impairing symptoms or irreversible health effects.

**Intermediate Exposure**-Exposure to a chemical for a duration of 15-364 days, as specified in the Toxicological Profiles.

## 9. GLOSSARY

**Immunologic Toxicity**-The occurrence of adverse effects on the immune system that may result from exposure to environmental agents such as chemicals.

***In vitro***-Isolated from the living organism and artificially maintained, as in a test tube.

**In Vivo**-Occurring within the living organism.

**Lethal Concentration<sub>(LO)</sub> (LC<sub>LO</sub>)**-The 1 lowest concentration of a chemical in air which has been reported to have caused death in humans or animals.

**Lethal Concentration<sub>(50)</sub> (LC<sub>50</sub>)**-A calculated concentration of a chemical in air to which exposure for a specific length of time is expected to cause death in 50% of a defined experimental animal population.

**Lethal Dose<sub>(LO)</sub> (LD<sub>LO</sub>)**-The lowest dose of a chemical introduced by a route other than inhalation that is expected to have caused death in humans or animals.

**Lethal Dose<sub>(50)</sub> (LD<sub>50</sub>)**-The dose of a chemical which has been calculated to cause death in 50% of a defined experimental animal population.

**Lethal Time<sub>(50)</sub> (LT<sub>50</sub>)**-A calculated period of time within which a specific concentration of a chemical is expected to cause death in 50% of a defined experimental animal population.

**Lowest-Observed-Adverse-Effect Level (LOAEL)**-The lowest dose of chemical in a study, or group of studies, that produces statistically or biologically significant increases in frequency or severity of adverse effects between the exposed population and its appropriate control.

**Malformations**-Permanent structural changes that may adversely affect survival, development, or function.

**Minimal Risk Level**-An estimate of daily human exposure to a dose of a chemical that is likely to be without an appreciable risk of adverse noncancerous effects over a specified duration of exposure.

**Mutagen**-A substance that causes mutations. A mutation is a change in the genetic material in a body cell. Mutations can lead to birth defects, miscarriages, or cancer.

**Neurotoxicity**-The occurrence of adverse effects on the nervous system following exposure to chemical.

**No-Observed-Adverse-Effect Level (NOAEL)**-The dose of chemical at which there were no statistically or biologically significant increases in frequency or severity of adverse effects seen between the exposed population and its appropriate control. Effects may be produced at this dose, but they are not considered to be adverse.

**Octanol-Water Partition Coefficient (K<sub>ow</sub>)**-The equilibrium ratio of the concentrations of a chemical in n-octanol and water, in dilute solution.

**Permissible Exposure Limit (PEL)**-An allowable exposure level in workplace air averaged over an 8-hour shift.



## 9. GLOSSARY

**q<sub>1</sub>\***-The upper-bound estimate of the low-dose slope of the dose-response curve as determined by the multistage procedure. The q<sub>1</sub>\* can be used to calculate an estimate of carcinogenic potency, the incremental excess cancer risk per unit of exposure (usually pg/L for water, mg/kg/day for food, and pg/m<sup>3</sup> for air).

**Reference Dose (RfD)**-An estimate (with uncertainty spanning perhaps an order of magnitude) of the daily exposure of the human population to a potential hazard that is likely to be without risk of deleterious effects during a lifetime. The RfD is operationally derived from the NOAEL (from animal and human studies) by a consistent application of uncertainty factors that reflect various types of data used to estimate RfDs and an additional modifying factor, which is based on a professional judgment of the entire database on the chemical. The RfDs are not applicable to nonthreshold effects such as cancer.

**Reportable Quantity (RQ)**-The quantity of a hazardous substance that is considered reportable under CERCLA. Reportable quantities are (1) 1 pound or greater or (2) for selected substances, an amount established by regulation either under CERCLA or under Sect. 311 of the Clean Water Act. Quantities are measured over a 24-hour period.

**Reproductive Toxicity**-The occurrence of adverse effects on the reproductive system that may result from exposure to a chemical. The toxicity may be directed to the reproductive organs and/or the related endocrine system. The manifestation of such toxicity may be noted as alterations in sexual behavior, fertility, pregnancy outcomes, or modifications in other functions that are dependent on the integrity of this system.

**Short-Term Exposure Limit (STEL)**-The maximum concentration to which workers can be exposed for up to 15 min continually. No more than four excursions are allowed per day, and there must be at least 60 min between exposure periods. The daily TLV-TWA may not be exceeded.

**Target Organ Toxicity**-This term covers a broad range of adverse effects on target organs or physiological systems (e.g., renal, cardiovascular) extending from those arising through a single limited exposure to those assumed over a lifetime of exposure to a chemical.

**Teratogen**-A chemical that causes structural defects that affect the development of an organism.

**Threshold Limit Value (TLV)**-A concentration of a substance to which most workers can be exposed without adverse effect. The TLV may be expressed as a TWA, as a STEL, or as a CL.

**Time-Weighted Average (TWA)**-An allowable exposure concentration averaged over a normal 8-hour workday or 40-hour workweek.

**Toxic Dose (TD<sub>50</sub>)**-A calculated dose of a chemical, introduced by a route other than inhalation, which is expected to cause a specific toxic effect in 50% of a defined experimental animal population.

**Uncertainty Factor (UF)**-A factor used in operationally deriving the RfD from experimental data. UFs are intended to account for (1) the variation in sensitivity among the members of the human population, (2) the uncertainty in extrapolating animal data to the case of human, (3) the uncertainty in extrapolating from data obtained in a study that is of less than lifetime exposure, and (4) the uncertainty in using LOAEL data rather than NOAEL data. Usually each of these factors is set equal to 10.

**APPENDIX A****ATSDR MINIMAL RISK LEVEL**

The Comprehensive Environmental Response, Compensation, and Liability Act (CERCLA) [42 U.S.C. 9601 et seq.], as amended by the Superfund Amendments and Reauthorization Act (SARA) [Pub. L. 99-4991], requires that the Agency for Toxic Substances and Disease Registry (ATSDR) develop jointly with the U.S. Environmental Protection Agency (EPA), in order of priority, a list of hazardous substances most commonly found at facilities on the CERCLA National Priorities List (NPL); prepare toxicological profiles for each substance included on the priority list of hazardous substances; and assure the initiation of a research program to fill identified data needs associated with the substances.

The toxicological profiles include an examination, summary, and interpretation of available toxicological information and epidemiologic evaluations of a hazardous substance. During the development of toxicological profiles Minimal Risk Levels (MRLs) are derived when reliable and sufficient data exist to identify the target organ(s) of effect or the most sensitive health effect(s) for a specific duration for a given route of exposure. An MRL is an estimate of the daily human exposure to a hazardous substance that is likely to be without appreciable risk of adverse noncancer health effects over a specified duration of exposure. MRLs are based on noncancer health effects only and are not based on a consideration of cancer effects. These substance-specific estimates, which are intended to serve as screening levels, are used by ATSDR health assessors to identify contaminants and potential health effects that may be of concern at hazardous waste sites. It is important to note that MRLs are not intended to define clean-up or action levels.

MRLs are derived for hazardous substances using the no-observed-adverse-effect-level/uncertainty factor approach. They are below levels that might cause adverse health effects in the people most sensitive to such chemical-induced effects. MRLs are derived for acute (1-14 days), intermediate (15-364 days), and chronic (365 days and longer) durations and for the oral and inhalation routes of exposure. Currently, MRLs for the dermal route of exposure are not derived because ATSDR has not yet identified a method suitable for this route of exposure. MRLs are generally based on the most sensitive chemical-induced end point considered to be of relevance to humans. Serious health effects (such as irreparable damage to the liver or kidneys, or birth defects) are not used as a basis for establishing MRLs. Exposure to a level above the MRL does not mean that adverse health effects will occur.

## APPENDIX A

MRLs are intended only to serve as a screening tool to help public health professionals decide where to look more closely. They may also be viewed as a mechanism to identify those hazardous waste sites that are not expected to cause adverse health effects. Most MRLs contain a degree of uncertainty because of the lack of precise toxicological information on the people who might be most sensitive (e.g., infants, elderly, nutritionally or immunologically compromised) to the effects of hazardous substances. ATSDR uses a conservative (i.e., protective) approach to address this uncertainty consistent with the public health principle of prevention. Although human data are preferred, MRLs often must be based on animal studies because relevant human studies are lacking. In the absence of evidence to the contrary, ATSDR assumes that humans are more sensitive to the effects of hazardous substances than animals and that certain persons may be particularly sensitive. Thus, the resulting MRL may be as much as a hundredfold below levels that have been shown to be nontoxic in laboratory animals.

Proposed MRLs undergo a rigorous review process: Health Effects/MRL Workgroup reviews within the Division of Toxicology, expert panel peer reviews, and agencywide MRL Workgroup reviews, with participation from other federal agencies and comments from the public. They are subject to change as new information becomes available concomitant with updating the toxicological profiles. Thus MRLs in the most recent toxicological profiles supersede previously published levels. For additional information regarding MRLs, please contact the Division of Toxicology, Agency for Toxic Substances and Disease Registry, 1600 Clifton Road, Mailstop E29, Atlanta, Georgia 30333.

APPENDIX A

**MINIMAL RISK LEVEL (MRL) WORKSHEETS**

No MRLs have been derived for Hydraulic Fluids. HYDRAULIC FLUIDS

## APPENDIX B

### USER'S GUIDE

#### Chapter 1

##### Public Health Statement

This chapter of the profile is a health effects summary written in non-technical language. Its intended audience is the general public especially people living in the vicinity of a hazardous waste site or chemical release. If the Public Health Statement were removed from the rest of the document, it would still communicate to the lay public essential information about the chemical.

The major headings in the Public Health Statement are useful to find specific topics of concern. The topics are written in a question and answer format. The answer to each question includes a sentence that will direct the reader to chapters in the profile that will provide more information on the given topic.

#### Chapter 2

##### Tables and Figures for Levels of Significant Exposure (LSE)

Tables (2-1, 2-2, and 2-3) and figures (2-1 and 2-2) are used to summarize health effects and illustrate graphically levels of exposure associated with those effects. These levels cover health effects observed at increasing dose concentrations and durations, differences in response by species, minimal risk levels (MRLs) to humans for noncancer end points, and EPA's estimated range associated with an upper-bound individual lifetime cancer risk of 1 in 10,000 to 1 in 10,000,000. Use the LSE tables and figures for a quick review of the health effects and to locate data for a specific exposure scenario. The LSE tables and figures should always be used in conjunction with the text. All entries in these tables and figures represent studies that provide reliable, quantitative estimates of No-Observed-Adverse-Effect Levels (NOAELs), Lowest-Observed-Adverse-Effect Levels (LOAELs), or Cancer Effect Levels (CELs).

The legends presented below demonstrate the application of these tables and figures. Representative examples of LSE Table 2-1 and Figure 2-1 are shown. The numbers in the left column of the legends correspond to the numbers in the example table and figure.

#### LEGEND

##### See LSE Table 2-1

- (1) Route of Exposure One of the first considerations when reviewing the toxicity of a substance using these tables and figures should be the relevant and appropriate route of exposure. When sufficient data exists, three LSE tables and two LSE figures are presented in the document. The three LSE tables present data on the three principal routes of exposure, i.e., inhalation, oral, and dermal (LSE Table 2-1, 2-2, and 2-3, respectively). LSE figures are limited to the inhalation (LSE Figure 2-1) and oral (LSE Figure 2-2) routes. Not all substances will have data on each route of exposure and will not therefore have all five of the tables and figures.

## APPENDIX B

- (2) Exposure Period Three exposure periods - acute (less than 15 days), intermediate (15-364 days), and chronic (365 days or more) are presented within each relevant route of exposure. In this example, an inhalation study of intermediate exposure duration is reported. For quick reference to health effects occurring from a known length of exposure, locate the applicable exposure period within the LSE table and figure.
- (3) Health Effect The major categories of health effects included in LSE tables and figures are death, systemic, immunological, neurological, developmental, reproductive, and cancer. NOAELs and LOAELs can be reported in the tables and figures for all effects but cancer. Systemic effects are further defined in the "System" column of the LSE table (see key number 18).
- (4) Key to Figure Each key number in the LSE table links study information to one or more data points using the same key number in the corresponding LSE figure. In this example, the study represented by key number 18 has been used to derive a NOAEL and a Less Serious LOAEL (also see the 2 "18r" data points in Figure 2-1).
- (5) Species The test species, whether animal or human, are identified in this column. Section 2.5, "Relevance to Public Health," covers the relevance of animal data to human toxicity and Section 2.3, "Toxicokinetics," contains any available information on comparative toxicokinetics. Although NOAELs and LOAELs are species specific, the levels are extrapolated to equivalent human doses to derive an MRL.
- (6) Exposure Frequency/Duration The duration of the study and the weekly and daily exposure regimen are provided in this column. This permits comparison of NOAELs and LOAELs from different studies. In this case (key number 1 S), rats were exposed to 1,1,2,2-tetrachloroethane via inhalation for 6 hours per day, 5 days per week, for 3 weeks. For a more complete review of the dosing regimen refer to the appropriate sections of the text or the original reference paper, i.e., Nitschke et al. 1981.
- (7) System This column further defines the systemic effects. These systems include: respiratory, cardiovascular, gastrointestinal, hematological, musculoskeletal, hepatic, renal, and dermal/ocular. "Other" refers to any systemic effect (e.g., a decrease in body weight) not covered in these systems. In the example of key number 18, 1 systemic effect (respiratory) was investigated.
- (8) NOAEL A No-Observed-Adverse-Effect Level (NOAEL) is the highest exposure level at which no harmful effects were seen in the organ system studied. Key number 18 reports a NOAEL of 3 ppm for the respiratory system which was used to derive an intermediate exposure, inhalation MRL of 0.005 ppm (see footnote "b").
- (9) LOAEL A Lowest-Observed-Adverse-Effect Level (LOAEL) is the lowest dose used in the study that caused a harmful health effect. LOAELs have been classified into "Less Serious" and "Serious" effects. These distinctions help readers identify the levels of exposure at which adverse health effects first appear and the gradation of effects with increasing dose. A brief description of the specific endpoint used to quantify the adverse effect accompanies the LOAEL. The respiratory effect reported in key number 18 (hyperplasia) is a Less serious LOAEL of 10 ppm. MRLs are not derived from Serious LOAELs.
- (10) Reference The complete reference citation is given in chapter 8 of the profile.

## APPENDIX B

- (11) CEL A Cancer Effect Level (CEL) is the lowest exposure level associated with the onset of carcinogenesis in experimental or epidemiologic studies. CELs are always considered serious effects. The LSE tables and figures do not contain NOAELs for cancer, but the text may report doses not causing measurable cancer increases.
- (12) Footnotes Explanations of abbreviations or reference notes for data in the LSE tables are found in the footnotes. Footnote “b” indicates the NOAEL of 3 ppm in key number 18 was used to derive an MRL of 0.005 ppm.

## LEGEND

## See Figure 2-1

LSE figures graphically illustrate the data presented in the corresponding LSE tables. Figures help the reader quickly compare health effects according to exposure concentrations for particular exposure periods.

- (13) Exposure Period The same exposure periods appear as in the LSE table. In this example, health effects observed within the intermediate and chronic exposure periods are illustrated.
- (14) Health Effect These are the categories of health effects for which reliable quantitative data exists. The same health effects appear in the LSE table.
- (15) Levels of Exposure concentrations or doses for each health effect in the LSE tables are graphically displayed in the LSE figures. Exposure concentration or dose is measured on the log scale “y” axis. Inhalation exposure is reported in mg/m<sup>3</sup> or ppm and oral exposure is reported in mg/kg/day.
- (16) NOAEL In this example, 18r NOAEL is the critical endpoint for which an intermediate inhalation exposure MRL is based. As you can see from the LSE figure key, the open-circle symbol indicates to a NOAEL for the test species-rat. The key number 18 corresponds to the entry in the LSE table. The dashed descending arrow indicates the extrapolation from the exposure level of 3 ppm (see entry 18 in the Table) to the MRL of 0.005 ppm (see footnote “b” in the LSE table).
- (17) CEL Key number 38r is 1 of 3 studies for which Cancer Effect Levels were derived. The diamond symbol refers to a Cancer Effect Level for the test species-mouse. The number 38 corresponds to the entry in the LSE table.
- (18) Estimated Upper-Bound Human Cancer Risk Levels This is the range associated with the upper-bound for lifetime cancer risk of 1 in 10,000 to 1 in 10,000,000. These risk levels are derived from the EPA’s Human Health Assessment Group’s upper-bound estimates of the slope of the cancer dose response curve at low dose levels (qi \*).
- (19) Key to LSE Figure The Key explains the abbreviations and symbols used in the figure.

**SAMPLE**

1

**TABLE 2-1. Levels of Significant Exposure to [Chemical x] – Inhalation**

2

3

4

Key to figure <sup>a</sup>	Species	Exposure frequency/ duration	System	NOAEL (ppm)	LOAEL (effect)		Reference
					Less serious (ppm)		
<b>INTERMEDIATE EXPOSURE</b>							
Systemic	↓	↓	↓	↓	↓		↓
18	Rat	13 wk 5d/wk 6hr/d	Resp	3 <sup>b</sup>	10 (hyperplasia)		Nitschke et al. 1981
<b>CHRONIC EXPOSURE</b>							
Cancer							
38	Rat	18 mo 5d/wk 7hr/d				20 (CEL, multiple organs)	Wong et al. 1982
39	Rat	89–104 wk 5d/wk 6hr/d				10 (CEL, lung tumors, nasal tumors)	NTP 1982
40	Mouse	79–103 wk 5d/wk 6hr/d				10 (CEL, lung tumors, hemangiosarcomas)	NTP 1982

12

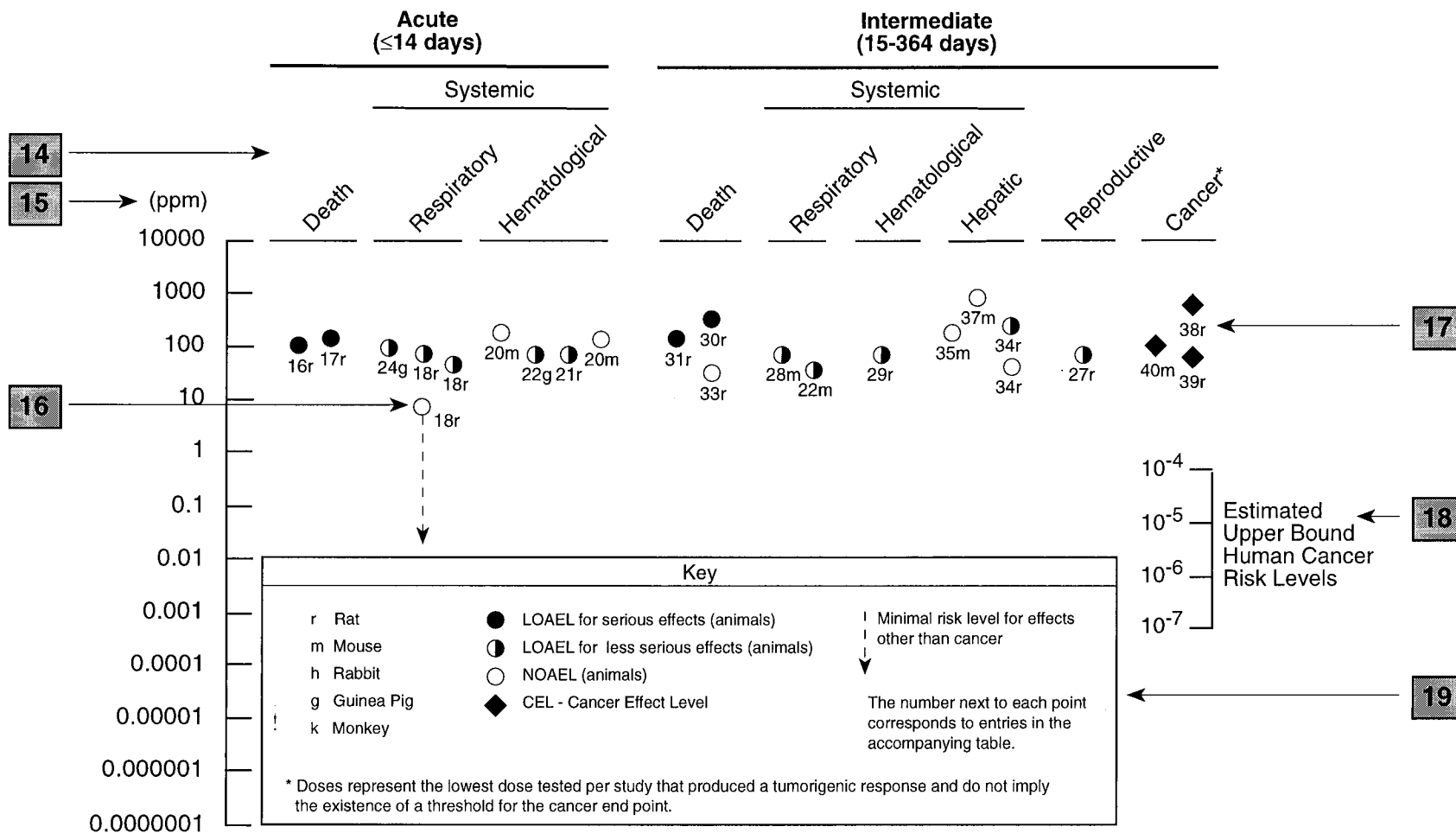
<sup>a</sup> The number corresponds to entries in Figure 2-1.

<sup>b</sup> an uncertainty factor of 100 (10 for extrapolation from animal to humans, 10 for human variability).



**SAMPLE**

**13** → **Figure 2-1. Levels of Significant Exposure to [Chemical X] – Inhalation**



## APPENDIX B

**Chapter 2 (Section 2.5)****Relevance to Public Health**

The Relevance to Public Health section provides a health effects summary based on evaluations of existing toxicologic, epidemiologic, and toxicokinetic information. This summary is designed to present interpretive, weight-of-evidence discussions for human health end points by addressing the following questions.

- (1). What effects are known to occur in humans?
- (2). What effects observed in animals are likely to be of concern to humans?
- (3). What exposure conditions are likely to be of concern to humans, especially around hazardous waste sites?

The section covers end points in the same order they appear within the Discussion of Health Effects by Route of Exposure section, by route (inhalation, oral, dermal) and within route by effect. Human data are presented first, then animal data. Both are organized by duration (acute, intermediate, chronic). *In vitro* data and data from parenteral routes (intramuscular, intravenous, subcutaneous, etc.) are also considered in this section. If data are located in the scientific literature, a table of genotoxicity information is included.

The carcinogenic potential of the profiled substance is qualitatively evaluated, when appropriate, using existing toxicokinetic, genotoxic, and carcinogenic data. ATSDR does not currently assess cancer potency or perform cancer risk assessments. Minimal risk levels (MRLs) for noncancer end points (if derived) and the end points from which they were derived are indicated and discussed.

Limitations to existing scientific literature that prevent a satisfactory evaluation of the relevance to public health are identified in the Data Needs section.

**Interpretation of Minimal Risk Levels**

Where sufficient toxicologic information is available, we have derived minimal risk levels (MRLs) for inhalation and oral routes of entry at each duration of exposure (acute, intermediate, and chronic). These MRLs are not meant to support regulatory action; but to acquaint health professionals with exposure levels at which adverse health effects are not expected to occur in humans. They should help physicians and public health officials determine the safety of a community living near a chemical emission, given the concentration of a contaminant in air or the estimated daily dose in water. MRLs are based largely on toxicological studies in animals and on reports of human occupational exposure.

MRL users should be familiar with the toxicologic information on which the number is based. Chapter 2.5, "Relevance to Public Health," contains basic information known about the substance. Other sections such as 2.7, "Interactions with Other Substances," and 2.8, "Populations that are Unusually Susceptible" provide important supplemental information.

MRL users should also understand the MRL derivation methodology. MRLs are derived using a modified version of the risk assessment methodology the Environmental Protection Agency (EPA) provides (Barnes and Dourson 1988) to determine reference doses for lifetime exposure (RfDs).

## APPENDIX B

To derive an MRL, ATSDR generally selects the most sensitive endpoint which, in its best judgement, represents the most sensitive human health effect for a given exposure route and duration. ATSDR cannot make this judgement or derive an MRL unless information (quantitative or qualitative) is available for all potential systemic, neurological, and developmental effects. If this information and reliable quantitative data on the chosen endpoint are available, ATSDR derives an MRL using the most sensitive species (when information from multiple species is available) with the highest NOAEL that does not exceed any adverse effect levels. When a NOAEL is not available, a lowest-observed-adverse-effect level (LOAEL) can be used to derive an MRL, and an uncertainty factor (UF) of 10 must be employed. Additional uncertainty factors of 10 must be used both for human variability to protect sensitive subpopulations (people who are most susceptible to the health effects caused by the substance) and for interspecies variability (extrapolation from animals to humans). In deriving an MRL, these individual uncertainty factors are multiplied together. The product is then divided into the inhalation concentration or oral dosage selected from the study. Uncertainty factors used in developing a substance-specific MRL are provided in the footnotes of the LSE Tables.



## APPENDIX C

### ACRONYMS, ABBREVIATIONS, AND SYMBOLS

ACGIH	American Conference of Governmental Industrial Hygienists
ADME	Absorption, Distribution, Metabolism, and Excretion
atm	atmosphere
ATSDR	Agency for Toxic Substances and Disease Registry
BCF	bioconcentration factor
BSC	Board of Scientific Counselors
C	Centigrade
CDC	Centers for Disease Control
CEL	Cancer Effect Level
CERCLA	Comprehensive Environmental Response, Compensation, and Liability Act
CFR	Code of Federal Regulations
CLP	Contract Laboratory Program
cm	centimeter
CNS	central nervous system
d	day
DHEW	Department of Health, Education, and Welfare
DHHS	Department of Health and Human Services
DOL	Department of Labor
ECG	electrocardiogram
EEG	electroencephalogram
EPA	Environmental Protection Agency
EKG	see ECG
F	Fahrenheit
F <sub>1</sub>	first filial generation
FAO	Food and Agricultural Organization of the United Nations
FEMA	Federal Emergency Management Agency
FIFRA	Federal Insecticide, Fungicide, and Rodenticide Act
fpm	feet per minute
ft	foot
FR	<i>Federal Register</i>
g	gram
GC	gas chromatography
gen	generation
HPLC	high-performance liquid chromatography
hr	hour
IDLH	Immediately Dangerous to Life and Health
IARC	International Agency for Research on Cancer
ILO	International Labor Organization
in	inch
K <sub>d</sub>	adsorption ratio
kg	kilogram
kgg	metric ton
K <sub>oc</sub>	organic carbon partition coefficient
K <sub>ow</sub>	octanol-water partition coefficient

## APPENDIX C

L	liter
LC	liquid chromatography
LC <sub>Lo</sub>	lethal concentration, low
LC <sub>50</sub>	lethal concentration, 50% kill
LD <sub>Lo</sub>	lethal dose, low
LD <sub>50</sub>	lethal dose, 50% kill
LOAEL	lowest-observed-adverse-effect level
LSE	Levels of Significant Exposure
m	meter
mg	milligram
min	minute
mL	milliliter
mm	millimeter
mmHg	millimeters of mercury
mmol	millimole
mo	month
mppcf	millions of particles per cubic foot
MRL	Minimal Risk Level
MS	mass spectrometry
NIEHS	National Institute of Environmental Health Sciences
NIOSH	National Institute for Occupational Safety and Health
NIOSHTIC	NIOSH's Computerized Information Retrieval System
ng	nanogram
nm	nanometer
NHANES	National Health and Nutrition Examination Survey
nmol	nanomole
NOAEL	no-observed-adverse-effect level
NOES	National Occupational Exposure Survey
NOHS	National Occupational Hazard Survey
NPL	National Priorities List
NRC	National Research Council
NTIS	National Technical Information Service
NTP	National Toxicology Program
OSHA	Occupational Safety and Health Administration
PEL	permissible exposure limit
pg	picogram
pmol	picomole
PHS	Public Health Service
PMR	proportionate mortality ratio
ppb	parts per billion
ppm	parts per million
ppt	parts per trillion
REL	recommended exposure limit
RfD	Reference Dose
RTECS	Registry of Toxic Effects of Chemical Substances
sec	second
SCE	sister chromatid exchange
SIC	Standard Industrial Classification
SMR	standard mortality ratio

## APPENDIX C

STEL	short term exposure limit
STORET	STORAGE and RETRIEVAL
TLV	threshold limit value
TSCA	Toxic Substances Control Act
TRI	Toxics Release Inventory
TWA	time-weighted average
U.S.	United States
UF	uncertainty factor
yr	year
WHO	World Health Organization
wk	week
>	greater than
≥	greater than or equal to
=	equal to
<	less than
≤	less than or equal to
%	percent
α	alpha
β	beta
δ	delta
γ	gamma
μm	micrometer
μg	microgram

