

Comparative Effectiveness of Lipid-Modifying Agents



Agency for Healthcare Research and Quality
Advancing Excellence in Health Care • www.ahrq.gov

This report is based on research conducted by the University of Ottawa Evidence-based Practice Center (EPC) under contract to the Agency for Healthcare Research and Quality (AHRQ), Rockville, MD (Contract No. 290-02-0021). The findings and conclusions in this document are those of the authors, who are responsible for its contents, and do not necessarily represent the views of AHRQ. No statement in this report should be construed as an official position of AHRQ or of the U.S. Department of Health and Human Services.

The information in this report is intended to help clinicians, employers, policymakers, and others make informed decisions about the provision of health care services. This report is intended as a reference and not as a substitute for clinical judgment.

This report may be used, in whole or in part, as the basis for development of clinical practice guidelines and other quality enhancement tools, or as a basis for reimbursement and coverage policies. AHRQ or U.S. Department of Health and Human Services endorsement of such derivative products may not be stated or implied.

Comparative Effectiveness of Lipid-Modifying Agents

Prepared for:

Agency for Healthcare Research and Quality
U.S. Department of Health and Human Services
540 Gaither Road
Rockville, MD 20850
www.ahrq.gov

Contract No. 290-02-0021

Prepared by:

University of Ottawa Evidence-based Practice Center

Investigators

Mukul Sharma, M.D., M.Sc., FRCPC
Mohammed T. Ansari, M.B.B.S., M.Med.Sc., M.Phil.
Karla Soares-Weiser, M.D., Ph.D.
Ahmed M. Abou-setta, M.D., Ph.D.
Teik Chye Ooi, M.B.B.S., FRCPC
Margaret Sears, Ph.D.
Fatemeh Yazdi, M.Sc.
Alexander Tsertsvadze, M.D., M.Sc.
David Moher, Ph.D.

This document is in the public domain and may be used and reprinted without permission except those copyrighted materials noted, for which further reproduction is prohibited without the specific permission of copyright holders.

Dr. Sharma has participated in advisory boards and received speaker's honoraria from Pfizer, Astra-Zeneca, and Merck/Schering Plough. None of the other investigators has any affiliations or financial involvement that conflicts with the material presented in this report.

Suggested citation: Sharma M, Ansari MT, Soares-Weiser K, Abou-setta AM, Ooi TC, Sears M, Yazdi F, Tsertsvadze A, Moher D. Comparative Effectiveness of Lipid-Modifying Agents. Comparative Effectiveness Review No. 16. (Prepared by the University of Ottawa Evidence-based Practice Center under contract No. 290-02-0021.) Rockville, MD: Agency for Healthcare Research and Quality. September 2009. Available at: www.effectivehealthcare.ahrq.gov/reports/final.cfm.

Preface

The Agency for Healthcare Research and Quality (AHRQ) conducts the Effective Health Care Program as part of its mission to organize knowledge and make it available to inform decisions about health care. As part of the Medicare Prescription Drug, Improvement, and Modernization Act of 2003, Congress directed AHRQ to conduct and support research on the comparative outcomes, clinical effectiveness, and appropriateness of pharmaceuticals, devices, and health care services to meet the needs of Medicare, Medicaid, and the State Children's Health Insurance Program (SCHIP).

AHRQ has an established network of Evidence-based Practice Centers (EPCs) that produce Evidence Reports/Technology Assessments to assist public- and private-sector organizations in their efforts to improve the quality of health care. The EPCs now lend their expertise to the Effective Health Care Program by conducting Comparative Effectiveness Reviews of medications, devices, and other relevant interventions, including strategies for how these items and services can best be organized, managed, and delivered.

Systematic reviews are the building blocks underlying evidence-based practice; they focus attention on the strength and limits of evidence from research studies about the effectiveness and safety of a clinical intervention. In the context of developing recommendations for practice, systematic reviews are useful because they define the strengths and limits of the evidence, clarifying whether assertions about the value of the intervention are based on strong evidence from clinical studies. For more information about systematic reviews, see <http://effectivehealthcare.ahrq.gov/reference/purpose.cfm>.

AHRQ expects that Comparative Effectiveness Reviews will be helpful to health plans, providers, purchasers, government programs, and the health care system as a whole. In addition, AHRQ is committed to presenting information in different formats so that consumers who make decisions about their own and their family's health can benefit from the evidence.

Transparency and stakeholder input are essential to the Effective Health Care Program. Please visit the Web site (www.effectivehealthcare.ahrq.gov) to see draft research questions and reports or to join an e-mail list to learn about new program products and opportunities for input. Comparative Effectiveness Reviews will be updated regularly.

Carolyn M. Clancy, M.D.
Director
Agency for Healthcare Research and Quality

Jean Slutsky, P.A., M.S.P.H.
Director, Center for Outcomes and Evidence
Agency for Healthcare Research and Quality

Acknowledgments

The Evidence-based Practice Center would like to thank numerous individuals for their support of this review. The authors thank Lorri Puil, Tanya Horsley, Heather Clark, Renée Hessian, Robert Côté, Margaret Sampson, Nick Barrowman, Andra Morrison, Raymond Daniel, Chantelle Garritty, and Sophia Tsouros for their collective efforts.

EPC Program Director

David Moher, Ph.D.
Director, University of Ottawa Evidence-based Practice Center

AHRQ Contacts

Beth A. Collins-Sharp, Ph.D., R.N.
Director
Evidence-based Practice Center Program
Agency for Healthcare Research and Quality
Rockville, MD

Shilpa H. Amin, M.D., M.B.Sc., FAAFP
Task Order Officer
Evidence-based Practice Center Program
Agency for Healthcare Research and Quality
Rockville, MD

Contents

Executive Summary	ES-1
Introduction.....	1
Background.....	1
Scope and Key Questions	6
Methods.....	8
Topic Development.....	8
Search Strategy	8
Study Selection	9
Data Extraction	13
Quality Assessment.....	15
Applicability	15
Rating the Body of Evidence	15
Evidence Synthesis	16
Results.....	23
Search Results.....	23
Data Synthesis and Pooling	29
Statin Plus Ezetimibe Combination Therapy Versus Statin Monotherapy.....	29
Key Question 1: For patients who require intensive lipid-modifying therapy, what are the comparative long-term benefits and rates of serious adverse events of coadministration of different lipid-modifying agents (i.e. a statin plus another lipid-modifying agent) compared with higher dose statin monotherapy?	30
Key Question 2: Do these regimens differ in reaching LDL-targets (or other surrogate markers), short-term side effects, tolerability, and/or adherence?	35
Key Question 3: Compared with higher dose statins, and to one another, do combination regimens differ in benefits and harms within subgroups of patients?	43
Evidence Summary Tables: Statin Plus Ezetimibe Combination Therapy Versus Statin Monotherapy.....	51
Statin Plus Fibrate Combination Therapy Versus Statin Monotherapy.....	60
Key Question 1: For patients who require intensive lipid-modifying therapy, what are the comparative long-term benefits, and rates of serious adverse events of coadministration of different lipid-modifying agents (i.e. a statin plus another lipid-modifying agent) compared with higher dose statin monotherapy?	61
Key Question 2: Do these regimens differ in reaching LDL-c targets (or other surrogate markers), short-term side effects, tolerability, and/or adherence?	64
Key Question 3: Compared with higher-dose statins, and to one another, do combination regimens differ in benefits and harms within subgroups of patients?	69
Evidence Summary Tables: Statin Plus Fibrate Combination Therapy Versus Statin Monotherapy.....	72
Statin Plus Niacin Combination Therapy Versus Statin Monotherapy	77
Key Question 1: For patients who require intensive lipid-modifying therapy, what are the comparative long-term benefits, and rates of serious adverse events of coadministration of different lipid-modifying agents (i.e. a statin plus another	

lipid-modifying agent) compared with higher dose statin monotherapy?	78
Key Question 2: Do these regimens differ in reaching LDL-c targets (or other surrogate markers), short-term side effects, tolerability, and/or adherence?	82
Key Question 3: Compared with higher-dose statins, and to one another, do combination regimens differ in benefits and harms within subgroups of patients?	87
Evidence Summary Tables: Statin Plus Niacin Combination Therapy Versus Statin Monotherapy.....	90
Statin Plus Bile Acid Sequestrant Combination Therapy Versus Statin Monotherapy ...	95
Key Question 1: For patients who require intensive lipid-modifying therapy, what are the comparative long-term benefits, and rates of serious adverse events of coadministration of different lipid-modifying agents (i.e. a statin plus another lipid-modifying agent) compared with higher dose statin monotherapy?	95
Key Question 2: Do these regimens differ in reaching LDL-targets (or other surrogate markers), short-term side effects, tolerability, and/or adherence?	98
Key Question 3: Compared with higher-dose statins, and to one another, do combination regimens differ in benefits and harms within subgroups of patients?	103
Evidence Summary Tables: Statin Plus Bile Acid Sequestrant Combination Therapy Compared With Statin Monotherapy.....	105
Statin Plus Omega-3 Fatty Acid Versus Statin Monotherapy	109
Key Question 1: For patients who require intensive lipid-modifying therapy, what are the comparative long-term benefits, and rates of serious adverse events of coadministration of different lipid-modifying agents (i.e. a statin plus another lipid-modifying agent) compared with higher dose statin monotherapy?	110
Key Question 2: Do these regimens differ in reaching LDL-targets (or other surrogate markers), short-term side effects, tolerability, and/or adherence?	113
Key Question 3: Compared with higher-dose statins, and to one another, do combination regimens differ in benefits and harms within subgroups of patients?	116
Evidence Summary Tables: Statin Plus Omega-3 Fatty Acid Combination Therapy Versus Statin Monotherapy	118
Applicability of the Body of Evidence for all Comparisons.....	121
Summary and Discussion.....	123
Clinical Outcomes.....	123
Serious Adverse Events	124
Surrogate Outcomes.....	124
Adherence and Harms.....	126
Limitations	128
Conclusion	131
Remaining Issues	133
Key Question 1: For patients who require intensive lipid-modifying therapy, what are the comparative long-term benefits, and rates of serious adverse events of coadministration of different lipid-modifying agents (i.e. a statin plus another lipid-modifying agent) compared with higher dose statin monotherapy?	133
Key Question 2: Do these regimens differ in reaching LDL-targets (or other surrogate	

markers), short-term side effects, tolerability, and/or adherence?	134
Key Question 3: Compared with higher dose statins, and to one another, do combination regimens differ in benefits and harms within subgroups of patients?	135
Abbreviations	137
References are shown in Appendix I	

Tables

Table 1. Drugs included in the review	5
Table 2. Inclusion and exclusion criteria	12
Table 3. Randomized controlled trials included in evidence syntheses.....	25
Table 4. Non-randomized studies included in evidence syntheses.....	27
Table 5. Companion reports for primary studies included in evidence syntheses.....	28
Table 6. Evidence addressing key question 1 for statin plus ezetimibe versus statin monotherapy comparison.....	32
Table 7. Evidence addressing key question 2 for statin plus ezetimibe versus statin monotherapy comparison	37
Table 8. Availability of evidence addressing key question 3 for statin plus ezetimibe versus statin monotherapy comparison.....	44
Table 9. Quantitative syntheses of long-term outcomes (clinical, serious adverse events and cancer) for ezetimibe plus statin combination therapy compared with statin monotherapy.....	51
Table 10. Summary of non-randomized evidence on ezetimibe plus statin combination therapy compared with statin monotherapy.....	53
Table 11. Quantitative syntheses of incidence of participants attaining ATP III LDL-c targets, for ezetimibe plus statin combination therapy compared with statin monotherapy	54
Table 12. Quantitative syntheses of LDL-c data, for ezetimibe plus statin combination therapy compared with statin monotherapy.....	55
Table 13. Quantitative syntheses of HDL-c data, for ezetimibe plus statin combination therapy compared with statin monotherapy.....	56
Table 14. Quantitative syntheses of TC:HDL-c ratio data, for ezetimibe plus statin combination therapy compared with statin monotherapy.....	57
Table 15. Quantitative synthesis of carotid intima-media thickness data, for ezetimibe plus statin combination therapy compared with statin monotherapy.....	57
Table 16. Quantitative syntheses of short-term harms and adherence to treatment, for ezetimibe plus statin combination therapy compared with statin monotherapy.....	58
Table 17. Quantitative syntheses of non-HDL-c, for ezetimibe plus statin combination therapy compared with statin monotherapy.....	60
Table 18. Evidence addressing key question 1 for statin plus fibrate versus statin monotherapy comparison.....	62
Table 19. Evidence addressing key question 2 for statin plus fibrate versus statin monotherapy comparison.....	65
Table 20. Availability of evidence addressing key question 3 for statin plus fibrate versus statin monotherapy comparison.....	69
Table 21. Quantitative syntheses of longer-term outcomes data (clinical, serious adverse events and cancer) for fibrate-statin combination therapy compared with statin monotherapy	72

Table 22. Summary of non-randomized evidence on fluvastatin plus gemfibrozil combination therapy versus gemfibrozil monotherapy.....	73
Table 23. Quantitative syntheses of participants attaining ATP III LDL-c targets data, for fibrate-statin combination therapy compared with statin monotherapy	74
Table 24. Quantitative syntheses of LDL-c data for fibrate-statin combination therapy compared with statin monotherapy.....	74
Table 25. Quantitative syntheses of HDL-c data, for fibrate-statin combination therapy compared with statin monotherapy.....	75
Table 26. Quantitative syntheses of total cholesterol:HDL-c ratio data, for fibrate-statin combination therapy compared with statin monotherapy	75
Table 27. Quantitative syntheses of short-term harms and treatment adherence data for fibrate-statin combination therapy compared with statin monotherapy	76
Table 28. Evidence addressing key question 1 for statin plus niacin versus statin monotherapy comparison.....	78
Table 29. Evidence addressing key question 2 for statin plus niacin versus statin monotherapy comparison.....	82
Table 30. Availability of evidence addressing niacin key question 3 for statin plus niacin versus statin monotherapy comparison.....	87
Table 31. Quantitative syntheses of longer term outcomes (clinical, serious adverse events and cancer) for niacin plus a statin therapy compared with statin monotherapy.....	90
Table 32. Quantitative syntheses of the incidence of participants achieving ATP-III LDL-c targets, for niacin plus a statin therapy compared with statin monotherapy.....	91
Table 33. Quantitative syntheses of LDL-c data, for niacin plus a statin combination therapy compared with statin monotherapy.....	92
Table 34. Quantitative syntheses of HDL-c data, for niacin plus a statin combination therapy compared with statin monotherapy.....	92
Table 35. Quantitative syntheses of total cholesterol:HDL-c ratios, for niacin plus a statin combination therapy compared with statin monotherapy.....	93
Table 36. Quantitative synthesis of CIMT data, for niacin plus a statin combination therapy compared with statin monotherapy.....	93
Table 37. Quantitative syntheses of short term harms and adherence to treatment, for niacin plus a statin combination therapy compared with statin monotherapy	94
Table 38. Evidence addressing key question 1 for statin plus BAS versus statin monotherapy comparison.....	96
Table 39. Evidence addressing key question 2 for statin plus BAS versus statin monotherapy comparison.....	99
Table 40. Availability of evidence addressing key question 3 for statin plus BAS versus statin monotherapy comparison.....	103
Table 41. Quantitative syntheses of longer term outcomes data (clinical, serious adverse events and cancer) for BAS plus statin therapy compared with statin monotherapy.....	105
Table 42. Non-randomized controlled trial evidence regarding BAS plus statin therapy compared with statin monotherapy.....	106
Table 43. Quantitative syntheses of participants attaining ATP III LDL-c targets, for BAS plus statin therapy compared with statin monotherapy	107
Table 44. Quantitative syntheses of LDL-c data, for BAS plus statin therapy compared with statin monotherapy.....	107

Table 45. Quantitative syntheses of HDL-c data, for BAS plus statin therapy compared with statin monotherapy.....	107
Table 46. Quantitative syntheses of short term harms and adherence data, for BAS plus statin therapy compared with statin monotherapy.....	108
Table 47. Evidence addressing key question 1 for statin plus omega-3 fatty acids versus statin monotherapy comparison.....	110
Table 48. Evidence addressing key question 2 for statin plus omega-3 fatty acids versus statin monotherapy comparison.....	113
Table 49. Availability of evidence addressing key question 3 for statin plus omega-3 fatty acids versus statin monotherapy comparison.....	116
Table 50. Quantitative syntheses of longer term outcomes data (clinical, serious adverse events and cancer) for omega-3 fatty acid plus statin therapy compared with statin monotherapy	118
Table 51. Quantitative syntheses of LDL-c data for omega-3 fatty acid plus statin therapy compared with statin monotherapy.....	119
Table 52. Quantitative syntheses of HDL-c data for omega-3 fatty acid plus statin therapy compared with statin monotherapy.....	119
Table 53. Quantitative syntheses of total cholesterol: HDL-c ratios, for omega-3 fatty acid plus statin therapy compared with statin monotherapy	119
Table 54. Quantitative syntheses of short term harms and adherence, for omega-3 fatty acid plus statin therapy compared with statin monotherapy	120

Figures

Figure 1. Analytic framework.....	7
Figure 2. QUOROM flow chart	24

Appendixes

Appendix A. Search Strategies	
Appendix B. Excluded Studies	
Appendix C. Drugs Included in the Review and Label Information	
Appendix D. Planned Analyses	
Appendix E. Within-Trial, Within-Treatment Pooling of Multiple Treatment Group Data	
Appendix F. Included Evidence	
Appendix G. Forest and Funnel Plots	
Appendix H. GRADE Tables, Assessing the Evidence	
Appendix I. References	
Appendix J. Peer Reviewers	
Appendix K. Literature Search 2009 Update (August 2008 to May 2009) Including the Updated Flow Chart, and List of Included and Excluded Records	

Executive Summary

Background

Over 28 million Americans have some form of cardiovascular disease (CVD), which causes more deaths than cancer, diabetes, accidents, and chronic lung diseases combined. Estimated direct medical expenditures and lost productivity from CVD amounted to \$431.8 billion in the United States in 2007.

A large amount of observational data, as well as clinical trials, support a significant, modifiable role of blood lipids in the production of disease. Cholesterol is transported in the blood in the form of particles containing lipids and proteins, called lipoproteins. Levels of low-density lipoprotein cholesterol (LDL-c) correlate with the development of CVD, while levels of high-density lipoprotein cholesterol (HDL-c) are associated with a lower risk of disease.

Cholesterol is a normal part of cell membranes, hormones, and bile acids that are involved in the absorption of some vitamins. Levels of cholesterol are influenced by its production in the liver and the ingestion of dietary fats. Bile acids are released into the intestine, aid in digestion, and then are mostly reabsorbed.

Evidence suggests that lowering LDL-c reduces coronary heart disease (CHD) and ischemic stroke, making LDL-c a primary target of therapy. The National Cholesterol Education Program Adult Treatment Panel III (NCEP ATP III) recommendations provide guidance on the initiation of treatment aimed at lowering lipid levels based on individual patient characteristics. Three levels of risk have been established, with the highest risk individuals being those with CHD, diabetes, clinical atherosclerotic disease in other vascular beds, or multiple risk factors, resulting in a 10-year risk of developing CHD of more than 20 percent. LDL-c levels are indications for the initiation of treatment and represent therapeutic targets, but these targets are achieved by only one-third of all patients, and even fewer of those with established CHD. LDL-c levels are the primary target of treatment, with HDL-c and triglyceride levels forming secondary goals in these guidelines. For individuals with elevated triglycerides, the primary goal remains achieving the appropriate LDL-c target. The ATP III recommendations do not specify a target for HDL-c increment due to insufficient evidence regarding the proper level.

Medications available for lipid-lowering therapy have various mechanisms of action and pharmacokinetic properties. The most widely prescribed are the 3-hydroxy-3-methylglutaryl coenzyme A (HMG-CoA) reductase inhibitors. Known as statins, these agents reduce the production of cholesterol in the liver by binding with the enzyme responsible for its production. In contrast, fibrates do not influence lipid synthesis but rather reduce the levels of fatty acids in the blood. Ezetimibe is an agent that inhibits intestinal absorption by acting on the sterol transporter NPC1L1. Niacin (nicotinic acid) reduces LDL-c and increases HDL-c via a mechanism yet to be fully elucidated, although it is suspected to be involved in the synthesis and metabolism of apolipoproteins. Bile acid sequestrants (BAS) bind bile acids in the bowel, thereby preventing reabsorption of bile from the intestine. Omega-3 fatty acids have been postulated to lower postprandial triglycerides and have antithrombotic and blood-pressure-reducing effects.

Statins are the most studied and prescribed group of lipid-lowering medications and may be used alone or in combination with a medication of another type. Treatment options for individuals requiring intensive lipid-modifying therapy include increasing the dose of a statin or using a statin in combination with a lipid-modifying agent of another class. It is unclear which of

these strategies is superior with respect to clinical outcomes or the attainment of treatment targets. Combining different types of medications may appear attractive but could result in more harms, be less tolerable, or be less effective than statin therapy alone. This systematic review compares the benefits and risks of these two options in terms of clinical events (e.g., myocardial infarction, stroke, or death), surrogate measures (e.g., levels of LDL-c), tolerability, and adherence.

This evidence report was commissioned by the Agency for Healthcare Research and Quality (AHRQ) to address the following key questions:

Key Question 1. For patients who require intensive lipid-modifying therapy, what are the comparative long-term benefits and rates of serious adverse events of coadministration of different lipid-modifying agents (i.e., a statin plus another lipid-modifying agent) compared with higher dose statin monotherapy?

Key Question 2. Do these regimens differ in reaching LDL targets (or other surrogate markers), short-term side effects, tolerability, and/or adherence?

Key Question 3. Compared with higher dose statins and to one another, do combination regimens differ in benefits and harms within subgroups of patients?

Methods

Search Strategy

MEDLINE, EMBASE, and Cochrane Central Register of Controlled Trials were searched from inception to August 2008, and Scopus was searched for references citing eight expert-nominated articles. Additional searches included statistical and medical reviews of drug applications posted by the U.S. Food and Drug Administration (FDA), information packages submitted by the pharmaceutical companies marketing lipid-modifying drugs, and the Internet.

Study Selection

Studies employing therapeutic doses of drugs were included. Relevant nonstatin hypolipidemic drugs included ezetimibe, fibrates, niacin, BAS, and omega-3 fatty acids. Randomized controlled trials for all outcomes and nonrandomized comparative studies of 24 weeks or more in duration for clinical outcomes, serious adverse events (SAE), and cancer were eligible.

Screening and Data Extraction

One reviewer screened abstracts to include studies, and exclusions were verified by another reviewer. Two reviewers independently screened full-text reports, with conflicts resolved by consensus or third party adjudication. Data were extracted in standardized forms.

Evidence Synthesis

Primary outcomes were all-cause mortality and vascular death. Secondary outcomes were myocardial infarction (fatal, nonfatal, or unspecified MI), acute coronary syndrome, stroke (hemorrhagic, ischemic, or unspecified), transient ischemic attack, unspecified cerebrovascular

event, and revascularization procedures. Surrogate outcomes included attainment of NCEP ATP III LDL-c goals, LDL-c, HDL-c, total cholesterol (TC):HDL-c ratio, non-HDL-c and triglycerides in the subgroup with diabetes mellitus, and measures of carotid or coronary atherosclerosis. Harms were SAE, cancer, treatment adherence, withdrawal due to adverse events, participants with at least one adverse event, elevated serum aspartate transaminase (AST) and/or alanine transaminase (ALT) above 3 times the upper limit of normal and/or hepatitis, myalgia, creatinine phosphokinase (CPK) above 10 times the upper limit of normal, and rhabdomyolysis.

Populations requiring intensive therapy included participants with a 10-year CHD risk above 20 percent and/or mean baseline LDL-c of at least 190 mg/dL.

Statin plus another hypolipidemic drug combination therapy was compared with statin monotherapy. Synthesis of evidence was specific to combinations employing different nonstatin hypolipidemic drugs. Evidence from nonrandomized studies was synthesized qualitatively only. Anticipating a dearth of available evidence in answering the key questions, analyses were broadened to the following categories:

Dose and statin-specific analyses comparing lower dose of a specific statin plus any dose of a nonstatin lipid-lowering drug vs. higher dose of the same statin monotherapy in:

- All trial populations (or mixed populations).
- Population in need of intensive lipid lowering.
- Subgroups.

Analyses of various statins and doses comparing any dose and subtype of statin plus any dose of a nonstatin lipid-lowering drug vs. any dose and subtype of statin monotherapy in:

- All trial populations.
- Population in need of intensive lipid lowering.
- Subgroups.

Lower and higher doses of statins were defined as shown in Table A.

Table A. Types and doses of statins

Statin	Atorvastatin ^a	Simvastatin ^a	Rosuvastatin ^a	Pravastatin	Fluvastatin	Lovastatin
Lower dose (mg/day)	5 and/or 10 and/or 20	5 and/or 10 and/or 20	5 and/or 10	5 and/or 10 and/or 20 and/or 40	5 and/or 10 and/or 20 and/or 40	5 and/or 10 and/or 20 and/or 40
Higher dose (mg/day)	40 and/or 80	40 and/or 80	20 and/or 40 and/or 80	80	80	80

^aDose and statin specific analyses were restricted to these statins in meta-analyses of randomized controlled trials in all trial populations.

All-cause mortality, vascular death, and surrogate efficacy outcomes were examined for all trial populations, populations in need of intensive lipid-lowering, and subgroups. However, anticipating insufficient evidence pertaining to specific populations, syntheses of evidence on harms and clinical outcomes, other than the primary outcomes of all-cause mortality and vascular death, were undertaken irrespective of population characteristics (i.e., across all available trial populations) for each combination vs. monotherapy comparison.

Data were synthesized qualitatively when heterogeneity was substantial (I^2 greater than 50 percent). Trials of greater than 24 weeks duration were defined as long term, while those less than 24 weeks were considered short term. A systematic procedure was employed to avoid

double counting treatment group data when trials presented multiple unequal numbers of combination and monotherapy arms (unit-of-analysis error). Details of the procedure are provided in the full report.

The DerSimonian and Laird approach was used for all meta-analyses, except for rare events (less than 1 percent of participants), when fixed Peto Odds Ratios were calculated.

Methodological Quality Assessment

Study quality of RCTs was assessed with the Jadad scale, and of nonrandomized studies with the Downs and Black criteria. Reporting of adequacy of allocation concealment was also assessed and considered in the sensitivity analyses.

Rating the Quality of Evidence Synthesized

Using GRADE (Grading of Recommendations Assessment, Development and Evaluation), evidence was rated for the primary outcomes, ATP III goal attainment, and SAE. The GRADEpro software was used.

Conclusions

Table B is a summary table that presents the main conclusions of this report. Conclusions pertaining to the key questions, as well as additional analyses in mixed populations, are summarized below. Ninety-seven unique randomized controlled trials (RCTs) and four controlled clinical trials (CCTs) were included.

Key Question 1. Long-Term Benefits and Serious Adverse Events

There are several important limitations in the evidence regarding long-term clinical outcomes. Most of the evidence originates from short-term studies aimed at biochemical measures and therefore is insufficient for the clinical events of interest, including the occurrence of MI, stroke, or death. In trials of combination therapy, the monotherapy comparator arms rarely explored higher-dose statins or were not performed in individuals requiring intensive lipid lowering. Due to these limitations in the available data, we present first our results based on the available evidence for the group requiring intensive lipid lowering when combination treatment is compared to a higher dose of a statin, and then provide a broader perspective using available data in all risk groups comparing combination therapy to any monotherapy statin dose.

All-cause mortality. The quality of evidence was very low for all available comparisons of combinations and monotherapy reported below.

For individuals requiring intensive therapy, limited evidence was available for statin combinations with ezetimibe and fibrates compared to higher doses of statins. In the two statin-ezetimibe combination trials, no deaths occurred in either the combination or the statin monotherapy group, precluding a comparative analysis of mortality. A single trial with a statin-fibrate combination showed no difference in mortality compared with a higher dose statin.

Trials comparing combination therapy with statin monotherapy that were not limited to individuals requiring intensive lipid lowering and did not necessarily compare combination therapy with a higher dose of statin monotherapy were examined for an effect on mortality. No significant differences between treatments were observed across any combination, including

statin-omega-3 combination, which was studied in three trials, one of which was a large trial lasting 5 years of 18,645 Asians.

Vascular death. Treatments aimed at modifying lipids might be expected to lower the rates of death due to vascular diseases such as heart disease and stroke. However, no trials examined this outcome in a high-risk population and compared the combination to a higher statin dose. Across all available trial populations, two trials each of statin-ezetimibe and statin-niacin combinations did not demonstrate a difference in the occurrence of rare vascular deaths. The quality of evidence was very low for evidence pertaining to both combinations.

Other clinical outcomes. For the outcomes of reduction of MI or stroke or avoidance of revascularization procedures on the carotid or coronary vessels, no evidence comparing combination therapy with a higher dose of statin was available. Evidence comparing various doses of statin-ezetimibe, statin-fibrate, statin-niacin, and statin-BAS combinations with statin monotherapy was available from few trials registering rare events, and no significant difference was detected. One large statin-omega-3 trial of 18,645 Asians demonstrated no significant difference between treatments for the outcomes of nonfatal MI, hemorrhagic stroke, ischemic stroke, and all stroke over a period of 5 years.

Serious adverse events. The quality of evidence was very low for all available combination and monotherapy comparisons.

Evidence pertained to all available trial populations and not specifically those in need of intensive treatment. Evidence comparing a combination with a higher dose of statin monotherapy was available only for the statin-ezetimibe combination. Three trials with a maximum duration of 24 weeks demonstrated no difference in the rate of serious adverse events. Overall, 5 percent of participants had an event. When various doses and statin types in combinations were compared with statin monotherapy, no significant differences were noted across all combinations, including evidence that combined 27 statin-ezetimibe trials with over 13,000 participants. Absolute rates of serious adverse events varied between 2 and 4 percent. Even across all combinations, no differences were detected when analyses were restricted to the few long-term trials of 24 to 52 weeks duration.

Cancer. Evidence pertained to all available trial populations and not only those in need of intensive treatment. Some data were available for individuals at any risk level and statin dose. One 5-year omega-3 trial of 18,645 participants demonstrated no significant difference in the incidence of cancer, with an overall rate of 3 percent. With two 24-48-week statin-ezetimibe trials of 971 participants, the rate of incident cancer was 1 percent, with no significant difference between treatments. Cancer was too rare in a single small statin-niacin trial to permit any conclusion. No evidence was available for statin-fibrate and statin-BAS combinations. While the available data do not suggest an increased incidence of cancer with ezetimibe or omega-3 combinations, the power to detect small differences in the rates of conditions, such as cancer which may have a long latency prior to presentation, is limited given the current data.

Key Question 2. LDL-c Targets, Short-Term Side Effects, Tolerability, and Adherence

Surrogate markers are biological markers that are linked to the occurrence of disease and used as targets for therapy. The NCEP ATP report sets treatment goals for various risk categories. In this report, we examine the proportion of individuals attaining the LDL-c goals set by the ATP III panel, the effect on LDL-c and HDL-c levels, the total cholesterol:HDL-c ratio, and markers of atherosclerosis.

Participants attaining ATP III LDL-c goals. The available evidence is of very low quality for all comparisons of combination with monotherapy.

For individuals requiring intensive therapy, two trials employing fixed dose or titrations could be statistically combined. Compared with a higher dose statin alone, statin-ezetimibe combination demonstrated a greater probability of reaching treatment goals. A single trial using a statin-fibrate combination demonstrated no significant difference in the number of participants reaching goals compared to a higher dose statin. No evidence comparing higher dose statin monotherapy with any of the remaining combinations was available for participants requiring intensive treatment.

Substantially more information was available for statin-ezetimibe combination therapy in which the treatment comparison was not necessarily a higher dose of statin. In 88 percent of 18 trials conducted in a population in need of intensive treatment, combination therapy was more likely than statin monotherapy to help participants reach LDL-c targets. Likewise, 96 percent of 23 trials favored the statin-ezetimibe combination when all trial populations using various statins as the two treatments were included.

No evidence was available for the statin-omega-3 combination. Sparse evidence precluding meaningful conclusions was identified for statin-fibrate (two trials), statin-niacin (one trial), and statin-BAS (one trial) combinations across various doses and populations.

LDL-c. When comparing a specific statin in combination with a higher dose statin in populations requiring intensive treatment, evidence was either insufficient or absent for statin-fibrate, statin-niacin, statin-BAS, and statin-omega-3 combinations. Scant evidence from two statin-ezetimibe trials was not statistically combined because of heterogeneity, but both trials indicated significant additional reductions of 10 to 20 percent favoring statin-ezetimibe combination therapy over monotherapy.

More data were observed for individuals requiring intensive therapy when combinations were compared with any dose of statin. Substantial heterogeneity precluded statistical analysis of 18 statin-ezetimibe and 4 statin-BAS trials. However, all statin-ezetimibe trials favored combination treatment, with mean additional reductions of 4 to 27 percent. Inconsistent results were found for statin-BAS trials, while evidence was insufficient for statin-niacin, statin-BAS, and statin-omega-3 combinations.

Across all trial populations, when lower doses of statins in combination were compared with higher doses of the same statin monotherapy, significant additional LDL-c reductions of 3 to 20 percent were observed with statin-ezetimibe combinations (six trials); however, heterogeneity precluded a statistical estimate. Evidence was insufficient or absent for each of the remaining combinations.

Across various doses of statins in combination and as monotherapy in all trial populations, significant LDL-c reductions were found with statin-ezetimibe combination (35

trials, of which 94 percent showed 4 to 27 percent additional reduction in LDL-c) and statin-BAS (11 trials, of which 8 trials employing similar doses showed significant, 8 to 16 percent, additional reductions favoring combination). With two statin-omega-3 trials, monotherapy was superior. Indeterminate efficacy was noted for the few statin-fibrate and statin-niacin trials.

HDL-c. There is lack of evidence permitting meaningful conclusions from trials comparing a combination with higher dose of statin monotherapy in populations requiring intensive treatment.

In trials comparing various statins and doses in combination with various statin monotherapies in populations requiring intensive treatment, there was evidence of 1.5 percent increment in HDL-c favoring statin-ezetimibe (15 trials) and statin-fibrate combination therapy, and of no significant difference between monotherapy and statin-BAS combination (four trials). Insufficient evidence compared statin-niacin and statin-omega-3 combination with monotherapy in this population.

When trials were not restricted to populations in need of intensive treatment, no significant difference in change in HDL-c was noted for simvastatin in combination with ezetimibe vs. higher doses of simvastatin alone (five trials). Evidence from a single trial favored statin-niacin combination, and showed no difference between statin-fibrate and monotherapy.

No consistent effect was noted for the statin-ezetimibe combination across diverse trial populations employing various statins and doses. However, across various statins and doses in all populations, significant advantages of the statin-omega-3 and statin-fibrate combinations were noted for HDL-c increment when compared with monotherapy (three trials each), while no significant difference was noted for the statin-BAS combination (nine trials). Five of the six statin-niacin trials favored combination, the exception being the one trial that employed high-dose rosuvastatin in both treatments.

Total cholesterol:HDL-c ratio. When comparing a specific statin in combination with a higher dose statin in populations requiring intensive treatment, evidence was either absent or based on single-trial data, precluding robust conclusions across any combination therapy. A single ezetimibe trial compared lower dose simvastatin in combination vs. higher dose of simvastatin monotherapy in participants requiring intensive lipid-lowering therapy; results favored the combination therapy, demonstrating 14 percent additional reduction.

When comparing various statins and doses in combination with various statin monotherapies in populations requiring intensive treatment, additional data were available. Significant additional reductions of 3 to 20 percent favoring statin-ezetimibe combination therapy were noted in all 10 trials, with substantial heterogeneity precluding meta-analysis. Evidence was neutral for the statin-fibrate combination (two trials). For other combinations, evidence was either insufficient or absent.

Across all available populations, evidence comparing a lower statin dose in combination with a higher dose as monotherapy demonstrated no significant difference between statin-ezetimibe combination and monotherapy. Evidence was insufficient for statin-fibrate combination.

Across various statins and doses in all trial populations, 20 statin-ezetimibe trials were not meta-analyzed because of substantial heterogeneity; however, combination treatment was significantly favored in all but one trial. Evidence favored statin-omega combination, did not show a difference for statin-fibrate, was insufficient for statin-niacin, and was totally absent for statin-BAS.

Measures of atherosclerosis. Carotid intimal media thickness (IMT) can be measured by ultrasound and correlates with the presence of atherosclerotic plaque and vascular risk factors. Previous research has shown that statin treatment reduces the progression of this marker. Two trials were available that compared mean change from baseline in the IMT with combination therapy compared to statin monotherapy. One trial of 642 evaluable participants requiring intensive lipid lowering compared simvastatin plus ezetimibe with identical-dose simvastatin monotherapy and yielded indeterminate results. Another trial of 149 evaluable participants requiring intensive lipid-lowering therapy and using mixed statins with niacin and as monotherapy also demonstrated indeterminate results.

Adherence and harm. For the comparison of a specific statin in combination with a higher dose of its monotherapy across all trial populations, insufficient evidence was available for all combinations except statin-ezetimibe, which showed no significant differences between treatments for the outcomes of withdrawal due to adverse events and liver toxicity (defined as AST/ALT above three times the upper limit of normal). Most trials had a short duration of treatment and followup.

Conclusions summarized below pertain to the comparisons of various statins and doses in combination with various statin monotherapies in all trial populations.

Early withdrawal due to adverse events was more likely for the combination of statin plus niacin than for statin therapy alone (10 trials with an average duration of 24 weeks). No significant difference was noted for other combinations.

Compared with statin monotherapy, more participants developed at least one adverse event with statin-BAS combination (four trials). Inconsistent results were obtained when statin-niacin combination was compared with statin monotherapy. However, three of six trials showed significantly more participants experiencing adverse events with combination than with monotherapy.

Available evidence did not indicate significant differences between participants developing AST/ALT above 3 times the upper limit of normal and/or hepatitis, CPK above 10 times the upper limit of normal, or myalgia for a comparison of any combination with statin monotherapy. In addition, no participant developed rhabdomyolysis in any of the 27 RCTs investigating the five statin combination therapies, 85 percent of which were short term.

No significant difference in treatment adherence was noted for statin-ezetimibe and statin-niacin combinations compared to monotherapy. The statin-BAS trials could not be meta-analyzed due to inconsistent and unexplained direction and magnitude of effects on adherence across five trials.

Key Question 3. Benefits and Harms Within Subgroups of Patients

Evidence in subgroups.

Participants with diabetes mellitus. Absent or insufficient evidence of very low quality precluded meaningful conclusions regarding comparisons of a lower dose of a statin in any of the five combination therapies with a higher dose of statin monotherapy for any relevant outcomes.

Across various statin doses in combination and monotherapy, no evidence was available for statin-niacin, statin-BAS, and statin-omega-3 combinations. Compared with statin monotherapy, the statin-ezetimibe combination allowed more participants with diabetes to reach

ATP III LDL-c goals when monotherapy was of similar statin dose and potency to combination statin (very low quality of evidence) and allowed greater additional reductions in LDL-c, ranging from 4 to 26 percent; TC:HDL-c ratio, 3 to 17 percent; and non-HDL-c, 4 to 24 percent. There was inconsistent evidence for a change in HDL-c between combination and monotherapy treatments.

Meta-analysis of two statin-fibrate trials demonstrated no significant difference between treatments for LDL-c reduction, but a significant increase in HDL-c of 5 percent favored the combination. There was insufficient evidence on statin-fibrate combination for other outcomes in participants with diabetes mellitus, including one trial that examined mean percentage reduction in triglyceride in 164 participants, with additional mean reduction of 14 percent favoring combination therapy. Due to the rarity of events, evidence was indeterminate and of very low quality for a difference in all-cause mortality with six statin-ezetimibe and one statin-fibrate trial, and evidence for vascular death was absent across all combinations using various statin doses.

Participants with established vascular disease. Absent or insufficient evidence of very low quality precluded meaningful conclusions regarding comparisons of a lower dose of a statin in any of the five combination therapies with higher dose statin monotherapy for any relevant outcomes in individuals with pre-existing vascular disease.

Across various statin doses in combination and monotherapy, there was insufficient evidence examining the statin-fibrate, statin-niacin, statin-BAS, and statin-omega-3 combinations with respect to statin monotherapy. Compared with statin monotherapy, statin-ezetimibe combination therapy allowed more participants to reach ATP III LDL-c goals and to reach 9 to 27 percent additional reduction in LDL-c. No significant difference was noted for change in HDL-c for this combination, and evidence was insufficient for TC:HDL-c ratio.

Due to the rarity of events, evidence was indeterminate and of very low quality for a difference in all-cause mortality with six statin-ezetimibe and one statin-fibrate trial, and not estimable for vascular death from one short-term statin-niacin trial registering no event.

Participants with baseline LDL-c of 190 mg/dL or above. Absent or insufficient evidence of very low quality precluded meaningful conclusions regarding comparisons of a lower dose of a statin in any of the five combination therapies with higher dose statin monotherapy for any relevant outcomes.

Across various statin doses in combination and monotherapy, no evidence examined the statin-fibrate, statin-niacin, and statin-omega-3 combinations. Compared with statin monotherapy, the statin-ezetimibe combination allowed 17 percent additional reductions in LDL-c. Insufficient evidence for this combination was available for other outcomes.

No significant difference was noted for change in HDL-c with statin-BAS combination, and evidence was inconsistent for a reduction in LDL-c. Insufficient evidence for this combination was available for other outcomes.

Participants with cerebrovascular disease, females, participants of 80 years of age or older, participants of African descent, participants of Asian descent, and Hispanics. No evidence was available for participants with cerebrovascular disease and those age 80 years and over. Sparse evidence of very low quality, precluding meaningful conclusions, was available in subgroups of participants of different ethnic origins and females. However, one large 5-year trial investigating various statins in both treatments among 18,645 Asians resulted in low-quality evidence that there was no significant difference between statin-omega-3 combination and statin monotherapy for the outcome of all-cause mortality.

Applicability of the Body of Evidence

Available Evidence

Population. In general, studies excluded participants with statin-associated myopathy, deranged liver enzymes, high triglycerides, recent vascular events, uncontrolled hypertension, and diabetes mellitus and also excluded the frail elderly over 80 years of age. Most trials were in mixed CHD risk populations, employed a prerandomization run-in phase to minimize nonadherence, and conducted frequent laboratory monitoring for liver and muscle enzyme elevations to withdraw participants with deranged levels.

Intervention and comparators. Studies generally employed therapeutic doses of interventions, but few compared the addition of another nonstatin lipid-lowering drug to a statin with the alternative of statin dose escalation.

Outcomes. Clinical outcomes other than evident all-cause mortality were infrequently assessed. Nevertheless, all-cause mortality was a rare event across most trials.

Followup duration. Most trials were of less than 6 months duration.

Implications

There is a dearth of evidence directly examining the comparative effectiveness of treatments. Available evidence mostly compared statin combination therapy with similar or equipotent doses of statin monotherapy and examined relative efficacy using surrogate outcomes over a short-term period. Only one large statin-omega-3 trial can be considered an effectiveness trial; however, this trial examined various statins in various doses in combination and as monotherapy. Direct comparative evidence of clinical effectiveness was also lacking from long-term observational studies

Remaining Issues

This review has identified a number of areas requiring future research. Our recommendations address research methodologies in general and specific needs for research to address the key questions.

All trials must clearly report adequate allocation concealment and intention-to-treat analysis. Blinding and endpoint adjudication should be employed to minimize bias. Failure to comply with these standards has adversely affected the quality of trials in this therapeutic area.

Pragmatic trials are required in order to provide relevant guidance to practitioners and patients. In trials of this type, oversampling of populations of interest, including women, ethnic groups, elderly Americans, and persons with diabetes, would help define the relative applicability of the results. Ample evidence supports the role of LDL-c as a determinant of risk as well as a target for therapy. The current data would support investigation of statin-ezetimibe combinations in this regard. Statin-BAS combinations would also be of some interest, although the potential for BAS to interact with other medications by limiting absorption would limit the broad application of these findings. Further research is required to establish the relevance of therapy directed at triglycerides and HDL-c with respect to clinical outcomes. Trials of statin-niacin combination in individuals with low HDL-c in spite of statin therapy and in individuals on maximal statin therapy would serve to define the clinical relevance of these combinations and, at this time, seem more likely to produce relevant data than more broadly inclusive trials for this combination. Similarly, trials of statin-fibrate therapy in individuals with elevated triglycerides

are recommended. Omega-3 preparations are variable in content and source, with no clear accepted formulation for individuals requiring intensive lipid lowering. While a number of benefits have been suggested, it is unclear that statin-omega-3 combination preparations have any benefits over higher dose statins in this population based on the negative data to date. Further investigation of these combinations should focus on optimizing the formulations and establishing added clinical benefit when used in maximally treated populations. The following points apply to the proposed trials of combination therapy and serve to amplify these comments in the context of the key questions.

Key Question 1. Long-Term Benefits and Serious Adverse Events

- The comparator for trials of combination therapy in which LDL-c reduction or clinical events are a major outcome should be a higher dose statin. The bulk of the clinical evidence for this endpoint, as well as clinical endpoints, exists for statin monotherapy. Until a compelling case can be made for a particular combination therapy, comparisons with similar doses of statin monotherapy are unhelpful in resolving the issue.
- Studies of combination therapy should be conducted over longer time periods and be powered for clinical endpoints. Since the lipid-lowering treatment is usually required for life, both trial treatment and observation duration should be of longer duration. The current evidence base lacks trials of this type, significantly limiting the conclusions that can be drawn. The specific duration will be determined by the endpoints and the risk profile of the population studied but, in general, studies of less than 2 years are unlikely to add significantly to the evidence base on clinical outcomes.
- Harms should be prospectively collected and comprehensively reported. Short-duration trials are unlikely to accrue sufficient adverse events, particularly those with longer latency periods, such as cancer.
- As the possibility of harm cannot be excluded for some individuals with symptomatic cerebrovascular disease due to the unique risk for cerebral hemorrhage in these individuals, this population should be specifically studied in order to better define the parameters for those in whom intensive combination therapy is recommended.
- Concomitant and antecedent therapy should be explicitly stated, as both of these factors may influence outcomes. In studies employing a mixture of statin medications and/or doses, results should be reported by medication and dose in order to allow pooling across studies.
- Studies investigating HDL-c and non-HDL-c targets in a population with LDL-c at target are recommended. The absence of such evidence limits the ability to assess the role of combination therapies that raise HDL-c levels.

Key Question 2. LDL-c Targets, Short-Term Side Effects, Tolerability, and Adherence

- The comparator for trials of combination therapy, with LDL-c reduction as a primary outcome, should be a higher dose statin, as noted above.
- Studies to correlate LDL-c with carotid IMT and clinical outcomes should be conducted in different populations (e.g., participants with diabetes mellitus, CHD, and multiple risk factors as defined by ATP III), with reporting of antecedent therapy, as this may be a determinant of outcome. Such work would help further validate carotid IMT as a suitable surrogate marker for future trials.
- As medication adherence and persistence are important determinants of outcome and are correlated with the complexity of the treatment regimen, studies should be undertaken to compare combinations delivered as a single pill as opposed to two separate ones.
- Measures of adherence and persistence are affected by the duration of the study period, and thus longer term trials are required for combination therapies of lipid-modifying agents. Trial durations of greater than 6 months and preferably 1 year are recommended.

Key Question 3. Benefits and Harms Within Subgroups of Patients

- Trials should be conducted in, or oversample, specific subgroups in order to determine relative benefits and harms of a statin combination compared with statin monotherapy. These groups include women, older individuals more susceptible to harms of drug therapy, participants with diabetes mellitus and multiple risk factors, and those of African, Hispanic, and Asian descent.
- Trials including women and the groups identified above should report results in a manner amenable to extraction and pooling in order to permit the early identification of a differential effect in specific subgroups. Specifically, whenever possible, results should be reported by subgroups in trial publications.

Addendum

We updated the evidence report in May 2009 by rerunning the previous literature search strategy in the MEDLINE and EMBASE databases. In the initial search, the CENTRAL database identified only 7 percent of retrieved records, none of them unique to CENTRAL, and thus was excluded in the updated search. We searched Ovid MEDLINE[®] from August Week 1, 2008, to May Week 5, 2009, and EMBASE from Week 30, 2008, to Week 23, 2009. We restricted our focus to studies of 24 weeks or longer that reported clinical efficacy outcomes, the incidence of serious adverse events, and cancer.

Of a total of 1,271 newly identified records, 25 met the original inclusion criteria. (An updated search flow chart is shown in Appendix K of the full report.) Of these, 20 records were excluded, as they either did not report clinical outcomes or had durations shorter than 24 weeks.

Two more studies, one that employed a statin not marketed in the United States and another that failed to report relevant outcomes by treatment groups, were also excluded.

The remaining three studies were included in the evidence update (Appendix K of full report). All were randomized controlled trial reports, two of which were companion reports of previously included reports, contributing no new relevant data. Only one trial provided evidence on a clinical outcome of interest over a minimum period of 24 weeks. In this 56-week trial of 100 participants of mostly European descent with established carotid artery stenosis, one individual in the 80 mg/day simvastatin monotherapy group experienced an acute coronary event, as opposed to none in the 20 mg/day simvastatin monotherapy and 20 mg/day simvastatin plus 2 g/day niacin extended-release combination groups.

Overall, the update of this review did not add significant evidence on longer term clinical outcomes, serious adverse events, or cancer to the report. The conclusions were not altered based on updated evidence.

Finally, as this report was going to press, the U.S. Food and Drug Administration approved a statin drug, pitavastatin, which was excluded in this review as it was not marketed in the United States at the time of the initial evidence search or the update.

Table B. Summary of conclusions from evidence comparing use of a specific statin in combination with another lipid-modifying agent with use of a higher dose statin in populations requiring intensive treatment and subgroups

Outcome	Strength of Evidence (GRADE)	Summary/conclusions
<i>Key Question 1. For patients who require intensive lipid-modifying therapy, what are the comparative long-term benefits and rates of serious adverse events of coadministration of different lipid-modifying agents (i.e., a statin plus another lipid-modifying agent) compared with higher dose statin monotherapy?</i>		
All-cause mortality	Very low	Insufficient evidence was available regarding mortality. Based on small trials with few events, no difference in mortality was noted for any statin combination associated with ezetimibe or fibrates compared with higher dose statin monotherapy. No evidence was available for other combinations.
Vascular death	---	No evidence was available for any statin combination vs. higher dose statin monotherapy.
Serious^a adverse events	Very low	Up to a maximum followup of 24 weeks, no intervention was significantly safer when statin-ezetimibe combination was compared with higher dose statin monotherapy. No evidence was available for other combinations.
<i>Key Question 2. Do these regimens differ in reaching LDL targets (or other surrogate markers), short-term side effects, tolerability, and/or adherence?</i>		
Attainment of ATP III LDL-c goals	Very low	Ezetimibe plus simvastatin therapy is more likely to result in attainment of LDL-c target than higher dose simvastatin, based on 2 small trials. Results for statin-fibrate combination (1 trial) were indeterminate. No evidence was available for other combinations.
<i>Key Question 3. Compared with higher dose statins and to one another, do combination regimens differ in benefits and harms within subgroups of patients?</i>		
All-cause mortality, vascular death, and attainment of ATP III LDL-c goals	Very low	There is insufficient evidence to draw any meaningful conclusions in subgroups for any combination.
Serious adverse events	---	Since absent to scant subgroup evidence was anticipated, SAE was examined across all trial populations (see above).
Inter-combination, indirect comparison of syntheses		We are unable to confirm a difference in benefits or harms between combinations due to the lack of evidence.

^aBecause of scant evidence for those in need of intensive lipid lowering, SAE was examined across all trial populations
Abbreviations: ATP III=Adult Treatment Panel III (of the National Cholesterol Education Program); GRADE=Grading of Recommendations Assessment, Development and Evaluation; LDL-c=low-density lipoprotein cholesterol; SAE=serious adverse events.

Introduction

Background

Over 28 million Americans have some form of cardiovascular disease (CVD) and these conditions cause more deaths than cancer, diabetes, accidents and chronic lung diseases combined.¹ An American dies every 36 seconds as a result of CVD, amounting to 2,400 deaths per day.¹

CVD includes coronary heart disease (CHD), heart failure (HF) and stroke. The Framingham Heart Study, an ongoing longitudinal study of CVD and its risk factors, suggests that the lifetime risk of developing disease for those well at age 50 is 51.7 percent for men and 39.2 percent for women.⁸ Direct medical expenditures and lost productivity as a result of these conditions result in an estimated cost of \$431.8 billion in the United States in the year 2007.⁹

Experimental evidence linking cholesterol and vascular disease existed as early as the beginning of the 20th century. In 1913 Nikolai Anitschkow, a Russian experimental pathologist demonstrated that feeding rabbits a diet rich in cholesterol resulted in vascular lesions with the same pathology as those which were known to occur in human atherosclerosis.¹⁰

Ansel Keys, working at the University of Minnesota, performed one of the earliest epidemiologic studies correlating cholesterol levels with the risk of death from CHD in the Seven Countries study.¹¹⁻¹³ This ecologic correlation data analysis demonstrated a relationship between dietary cholesterol intake, serum cholesterol levels and the CHD death rate of seven populations chosen to represent a range of serum cholesterol.

The American Heart Association accepted that cholesterol was causally linked to CHD as early as 1961, and recommended that people at high risk be advised to modify their diets.¹⁰ The first large trial demonstrating a reduction in cardiac endpoints by lowering cholesterol levels was the Coronary Primary Prevention trial, funded by the National Institutes of Health (NIH) and published in 1984.¹⁴ Subsequently the National Cholesterol Education Program (NCEP) was established, with its first report published in 1988.¹⁵ The era of potent lipid lowering therapies was ushered in by the 4S Trial, which demonstrated a 42 percent reduction in CHD mortality and a reduction in all cause mortality following treatment with simvastatin. The NCEP guidelines have been updated, with the most recent full report published in 2002 as the Adult Treatment Panel III (ATP III).¹⁶

An understanding of the biology underlying vascular disease has paralleled the development of therapeutic options and guidelines. Atherosclerosis is a pathologic process involving injury to vessel walls with subsequent accumulation of lipids, proteins and inflammatory cells within the wall. Impairment of blood flow due to blockage of the vessel, and promotion of thrombosis or embolization of material into smaller blood vessels result in impaired function or death of tissues.

Cholesterol is transported in the blood as particles combining lipids and proteins called lipoproteins. Low density lipoprotein cholesterol (LDL-c) level in the serum is positively correlated with the development of atherosclerosis, while the levels of high density lipoprotein cholesterol (HDL-c) show an inverse relationship with the atherosclerotic process. The levels of HDL-c are affected by a number of other risk factors including diabetes, obesity and smoking. Guidelines have not identified a level of HDL-c as a goal for therapy, although ATP III does encourage therapies to elevate HDL-c as part of the management strategy.¹⁶ Additionally, elevated serum triglycerides are atherogenic and associated with increased risk for CHD.

Therefore, lifestyle modification is recommended for first line therapy in individuals with elevated triglycerides. The biologic processes and interactions between other lipid fractions and risk factors are complex and beyond the scope of this review.

Trial evidence suggests that lowering of LDL-c results in a reduction in CHD and, recently, rates of ischemic stroke.^{17,18} Due to the consistent and robust association of higher LDL-c levels with disease across experimental and epidemiologic studies, therapeutic strategies have focused on LDL-c reduction as the primary goal. The ATP III report established three risk strata for CHD, with upper LDL-c cut-off points for the initiation of treatment and therapeutic LDL-c targets. The highest risk individuals were defined as those with established CHD or CHD risk equivalents (i.e. diabetes, clinical atherosclerotic disease in other vascular beds, or multiple (2 or more) risk factors resulting in a CHD ten year risk of more than 20 percent). This stratification expanded the population for whom lipid lowering therapy was recommended.

Following the 2002 publication of the NCEP ATP III guidelines, five major trials were published, resulting in a revision in 2004.¹⁹ These additions to the evidence base led to the inclusion of diabetes as a CHD equivalent risk and reinforced the benefits of lowering LDL-c in older individuals. In addition, for very high risk individuals, more aggressive targets were felt to be a therapeutic option. The previous target of LDL-c below 100 mg/dL was supplemented with an optional goal of LDL-c below 70 mg/dL in very high risk populations who already have baseline LDL-c below 100 mg/dL. Very high risk individuals were defined as those with acute coronary syndromes, multiple major risk factors (especially diabetes and smoking), severe and poorly controlled risk factors, and multiple risk factors for metabolic syndrome.¹⁹ High risk patients continued to be defined as in the 2002 ATP III. While the optional target of LDL-c below 70 mg/dL was supported by two of the reviewed trials,^{20,21} further trial confirmation was sought prior to considering this to be definitive. Finally, ATP III suggests that individuals without established disease or multiple risk factors but with an LDL-c above 190 mg/dL should be treated to a target LDL-c of 160 mg/dL. This population may also be considered to be in need of intensive lipid lowering therapy if the initial LDL-c is very high.

Cholesterol is a structural component of cellular membranes, and is a precursor of steroid hormones and bile acids. Plasma cholesterol levels are influenced by production in the liver as well as absorption of ingested fats. Hepatic synthesis of cholesterol begins with 2-carbon acetyl-CoA moieties which are condensed to hydroxymethylglutaryl-CoA (HMG-CoA) by HMG-CoA synthase. The next step in this metabolic pathway, the conversion of HMG-CoA to mevalonate by HMG-CoA reductase, has been the chief pharmaceutical target. Dietary cholesterol reaches the liver after absorption in the intestine as chylomicrons containing triglycerides and cholesterol. The triglycerides are metabolized to fatty acids that are taken up by peripheral tissue, leaving the cholesterol rich particles to be absorbed by the liver. Bile acids, which are critical for absorption of dietary fat and fat soluble vitamins, are produced in the liver and excreted with free cholesterol into the intestine. Approximately 90 percent of the excreted bile salts are reabsorbed during digestion. Cholesterol is actively absorbed from the intestine by Niemann-Pick C1-Like 1 protein (NPC1L1), localized in jejunal enterocytes.

A number of medications are available for use as lipid lowering therapy (Table 1). These agents differ in mechanism of action and pharmacokinetic properties (Appendix C).

The most widely prescribed agents are the 3-hydroxy-3-methylglutaryl coenzyme A (HMG-CoA) reductase inhibitors commonly known as statins. These agents are structural analogues of HMG-CoA, the rate limiting enzyme for cholesterol synthesis in the liver, and competitively bind to it. Statins also reduce plasma cholesterol by upregulating the LDL-c

receptor, that leads to increased uptake of LDL-c from the blood. A number of other actions have been noted experimentally including suppression of inflammatory molecules, stimulation of endothelial nitric oxide (eNOS), and inhibition of smooth muscle proliferation and reactive oxygen species. These mechanisms may have a role in the reduction of clinical events, though some debate remains. The older statins (mevastatin, lovastatin, pravastatin, and simvastatin) are fungal metabolites, whereas the newer ones are synthetic (fluvastatin, atorvastatin, and rosuvastatin).

In contrast with statins, fibrates do not influence lipid synthesis but rather reduce the levels of fatty acids in the blood by facilitating oxidation of these molecules. Fibrates are synthetic ligands for hormone activated nuclear receptors, chiefly peroxisome proliferator-activated receptor α (PPAR α).²² PPAR α binding results in alteration of the transcription rate of target genes related to lipid metabolism.²³ Fibrates reduce triglyceride levels by 30-50 percent and may have beneficial effects on HDL-c and LDL-c levels, depending on the baseline phenotype.²³ As statins do not have a significant impact on triglyceride levels, use of these agents has been an option in populations with hypertriglyceridemia or mixed dyslipidemia, in place of or in addition to statins.²⁴ Individuals with diabetes mellitus or metabolic syndrome form important high risk groups for whom fibrate therapy may be considered.²⁴ Two fibrates, gemfibrozil and fenofibrate, are available for use in the U.S.

Ezetimibe is an agent that inhibits intestinal absorption by acting on the sterol transporter NPC1L1.² Thus combination therapy using a statin plus ezetimibe has the potential to influence both the biosynthetic pathway for cholesterol synthesis and absorption, resulting in a greater reduction in LDL-c levels than with either agent alone. Ezetimibe monotherapy results in a LDL-c reduction of approximately 18 percent, along with a reduction in triglycerides and elevation in HDL-c.²⁵

Niacin (nicotinic acid) reduces LDL-c and increases HDL-c via a mechanism yet to be fully elucidated. Niacin is suspected to be involved in the metabolism of apolipoproteins, stimulating production of Apo A-I and Apo A-II, and possibly decreasing their turnover. It also decreases synthesis of LDL-c and VLDL-c, without affecting fecal excretion of fats and bile acids.^{26,27} Niacin was first introduced in 1954 and is available in immediate release, slow release and extended release forms. However the high prevalence of side effects, chiefly flushing and rash which may occur in up to 60 percent of individuals, has limited usage.²⁸

Bile acid sequestrants (BAS) bind bile acids in the bowel. The bound bile acids are subsequently excreted in the feces, thereby preventing reabsorption and depleting the intrahepatic pool of bile acids. BAS are not absorbed in the intestine and thus do not have systemic side effects. These agents have been available for over thirty years, with clinical benefit demonstrated in the Lipid Research Clinics Coronary Primary Prevention Trial.¹⁴ This trial demonstrated a reduction in CAD (coronary heart disease) of approximately 19 percent in dyslipidemic males with cholestyramine used as monotherapy. Drawbacks of these agents include gastrointestinal side effects, especially constipation, the need for frequent dosing, and the potential to interfere with absorption of other drugs and essential nutrients such as some vitamins.²⁹

Omega-3 fatty acids have been postulated to have a number of beneficial effects in individuals at risk for vascular disease, including antithrombotic and blood pressure lowering effects. They are considered to be lipid modifying agents due to a reduction in triglycerides, particularly postprandially.³⁰⁻³³ Omega-3 fatty acids come in two forms: the fish oil derived long chain fatty acids, eicosapentaenoic (EPA), docosapentaenoic (DPA) and docosahexaenoic

(DHA), and the plant oil derived alpha linolenic acid (ALA). Based on a review of the available epidemiologic and trial data the American Heart Association (AHA) nutrition committee has recommended an intake of one gram of EPA+DHA per day for individuals with documented CHD and two to four grams per day for those needing to lower triglycerides.³⁴

A large number of Americans fall into populations requiring lipid modifying therapy. The populations have been well defined by the ATP III guidelines and recent modifications have served to increase both the number of individuals falling into groups for whom therapy is recommended as well as increasing the intensity of treatment recommended to reach lower targets. For this systematic review, populations requiring intensive lipid lowering are considered to be those with a 10 year risk of CHD greater than 20 percent, or baseline LDL cholesterol of at least 190mg/dL. Lipid lowering in these populations is likely to require treatment modifications in order to achieve LDL-c targets and maximal clinical benefit. Therapeutic options for individuals requiring intensive lowering of cholesterol include an increased dose of a statin medication or the use of a statin in combination with a lipid modifying agent of another class. The purpose of this review is to compare the benefits and risks of these two options.

Table 1. Drugs included in the review

Drug	Trade name	Dosage Form
HMG-CoA reductase inhibitors (Statins) inhibit conversion of 3-hydroxy-3-methylglutaryl-coenzyme A (HMG-CoA) to mevalonate, an early step in the cholesterol biosynthetic pathway		
Atorvastatin Calcium	Lipitor [®]	10, 20, 40, 80 mg tablets
Fluvastatin sodium or Fluvastatin sodium Extended-Release	Lescol [®] or Lescol [®] XL	20, 40 mg Lescol [®] capsules and 80 mg Lescol [®] XL tablets
Lovastatin	ALTOCOR [™] Extended release	10, 20, 40, 60 mg tablets
Pravastatin sodium	PRAVACHOL [®]	10, 20, 40, 80 mg tablets
Rosuvastatin calcium	CRESTOR [®]	5, 10, 20, 40 mg tablets
Simvastatin	ZOCOR [®]	5, 10, 20, 40, 80 mg tablets
Ezetimibe selective inhibitor of intestinal cholesterol and related phytosterol absorption by the Niemann-Pick C1-Like 1 (NPC1L1) sterol transporter in the brush border of the small intestine		
Ezetimibe	Zetia [®]	10 mg tablets
Ezetimibe/ Simvastatin	Vytorin [™]	10/10, 10/20, 10/40, 10/80 mg ezetimibe / mg Simvastatin
Fibrates		
Fenofibrate	TRICOR [®]	54, 160 mg tablets
Micronized fenofibrate	Lofibra [®]	134, 200 mg tablets
Gemfibrozil	LOPID [®]	600 mg tablets
Niacin		
Niacin (NIR)	Niacor [®]	500 mg tablets
Niacin extended-release (NER)	NIASPAN [®]	500, 750, 1000 mg
Niacin extended-release/lovastatin	Advicor [®]	500/20, 750/20, 1000/20 mg niacin / mg Lovastatin
Bile acid sequestrants - Strong acid ion exchange resins that are not bioabsorbed, to remove bile acids from hepatic re-circulation		
Cholestyramine	Cholestyramine	9 g/dose (packet or scoop) mixed with liquid
Colestipol	Cholestid [®]	5 g/scoop granules or 1 g tablets
Colesevelam	Welchol [®]	625 mg tablets
Omega-3 fatty acids		
Omega-3-acid ethyl esters	OMACOR [®]	1 g capsules (900 mg ethyl esters of omega-3 fatty acids) ~ 465 mg EPA, ~ 375 mg DHA

Abbreviations: ~ = approximately, DHA = docosahexaenoic acid, EPA = eicosapentaenoic acid, g = gram, mg = milligram

Scope and Key Questions

Normal LDL-c values range from 50 mg/dL to 70 mg/dL in native hunter-gatherers, newborn infants and wild primates, none of whom develop atherosclerosis.³⁵ Lowering of LDL-c has been shown to reduce major coronary and cerebrovascular events.^{17,18,36} Additionally, higher serum HDL-c levels have been associated with reduced CHD risk.^{37,38} Early arterial atherosclerotic changes have also been shown to be positively correlated with cardiovascular events.^{39,40}

Lipid modifying therapy with statins and other non-statin medications aims to reduce these major clinical events and associated mortality primarily by effecting favorable changes in LDL-c, HDL-c and TC:HDL-c ratio.

LDL-c reduction is the primary intermediate goal.^{41,42} The Executive Summary of the Third Report of the NCEP Expert Panel on Detection, Evaluation, and Treatment of High Blood Cholesterol in Adults (ATP III) indicates that LDL-c is the primary target of lipid modifying therapy.⁴³

Only one third of all patients achieve their LDL-c goals, and proportionally even fewer of those with established CHD.⁴⁴ Alternatives for patients who remain dyslipidemic despite ongoing statin therapy include dose titration, combination therapy or prescribing a more efficacious statin. Increasing statin dose or potency, potentially increases the frequency of important adverse events such as rhabdomyolysis and liver damage. Combining statin therapy with another lipid-modifying agent could be an alternative, relative safety and efficacy of which remain unclear.⁴⁵ As noted in the wording of the key questions below, this review does not address the addition of a second agent in populations not at target in spite of maximal statin therapy.

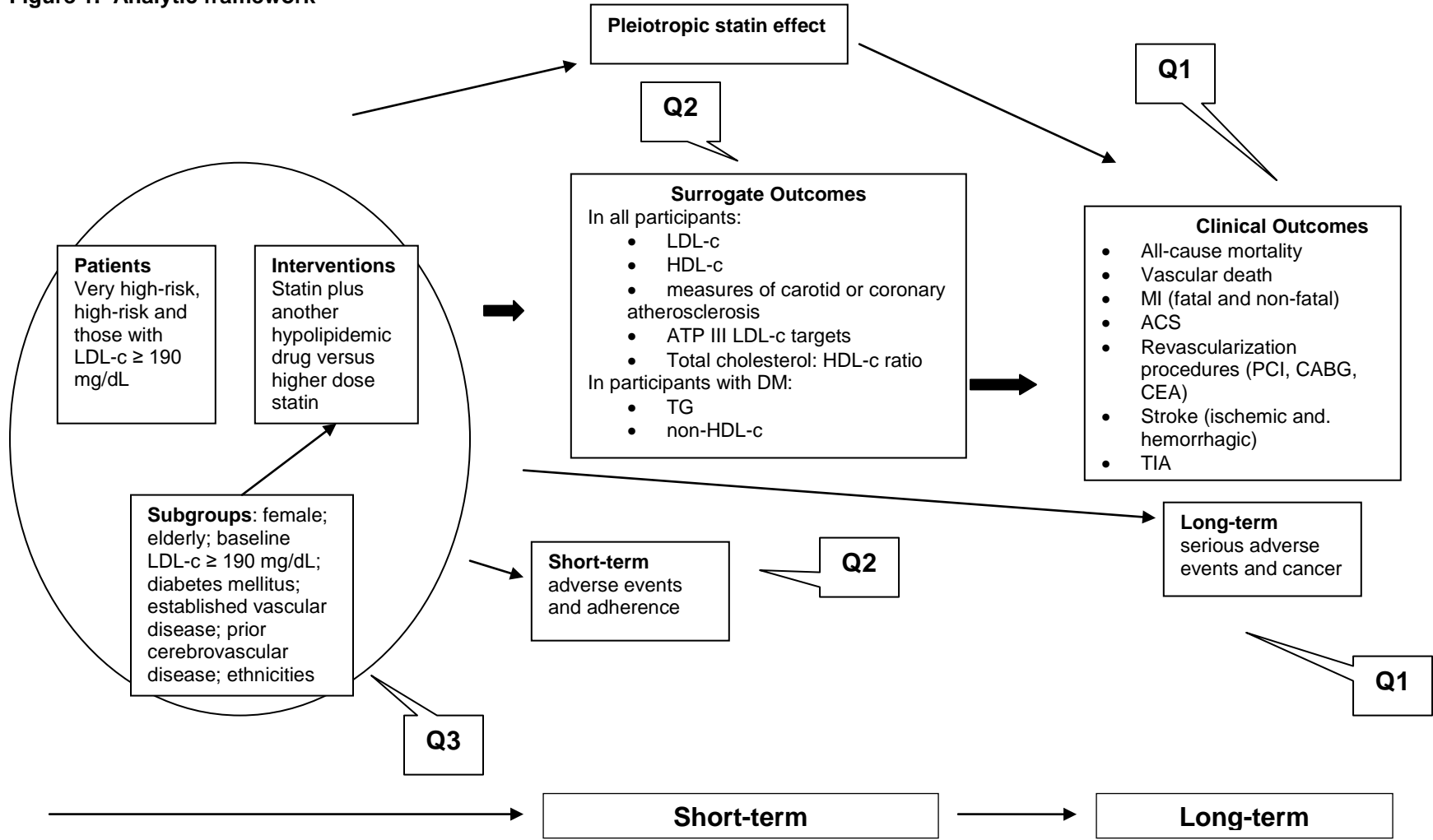
The analytic framework (Figure 1) depicts the approach taken to address the key questions, and the specifics we explored. The framework reflects the relative importance of outcomes queried in key questions and their linkages based on extant epidemiologic evidence.

Key Question 1. For patients who require intensive lipid-modifying therapy, what are the comparative long-term benefits, and rates of serious adverse events of coadministration of different lipid-modifying agents (i.e. a statin plus another lipid-modifying agent) compared with higher dose statin monotherapy?

Key Question 2. Do these regimens differ in reaching LDL-targets (or other surrogate markers), short-term side effects, tolerability, and/or adherence?

Key Question 3. Compared with higher-dose statins, and to one another, do combination regimens differ in benefits and harms within subgroups of patients

Figure 1. Analytic framework



Abbreviations: ACS = acute coronary syndrome, ATPIII = Adult Treatment Panel III (of the NCEP), DM = diabetes mellitus, HDL-c = high density lipoprotein cholesterol, LDL-c = low density lipoprotein cholesterol, non-HDL-c = non-high density lipoprotein-c, Q = question, TG = triglycerides, TIA = transient ischemic attack

Methods

Topic Development

The topic for this evidence report was nominated in a public process. With input from technical experts, the Scientific Resource Center (SRC) for the AHRQ Effective Health Care Program selected and refined the questions to be addressed. Initial questions were posted on a website for public feedback. Investigators at the University of Ottawa Evidence-based Practice Center, including a lipidologist and clinical specialists in relevant fields, further refined the questions with the assistance of the SRC and AHRQ.

Search Strategy

Initial and updated searches for the review were conducted in MEDLINE (1966 to August Week 3 2008), EMBASE (1980 to 2008 Week 36) and CENTRAL (The Cochrane Library, 3rd Quarter 2008) using the Ovid interface, and limited to English language publications from 1980 or later. Searches were also conducted for subsequent publication of trials identified in U.S. Food and Drug Administration (FDA) reports, and to seek longer term followup. Citing reference searches were performed on expert nominated references using Scopus, to identify missed trials and longer-term follow-up.^{21,46-52} An updated and expanded search to capture observational studies (i.e. without an RCT filter and without date limits) was conducted in MEDLINE (1950 to August Week 3 2008). The search strategies for each database are presented in Appendix A.

Serious or rare harms were sought by searching for named harms – neoplasms, rhabdomyolysis, myocardial infarction, liver failure and stroke, by searching for harm related terms, and by searching for publications arising from administrative databases.^{53,54} Certain harms specified in the protocol (rhabdomyolysis, stroke, myocardial infarction, cancer, liver failure and death) were sought using the relevant search terms. In order to detect unexpected serious or rare harms, harm-related terms were assembled from research on information retrieval of etiology and harms⁵⁵⁻⁵⁷ and from previous AHRQ evidence reports.^{58,59} Administrative databases included prescription claims databases, health care utilization, hospital discharge and practice-based databases and regional, and national and international surveillance systems. The search for reports from administrative databases included database names nominated by the Scientific Resource Center (personal communication, Nancy Brown SRC Research Librarian, 8/22/2006), and derived from a systematic review of biotherapeutics surveillance,⁶⁰ a previous published report of harms with statin uses,⁶¹ as well as relevant subject headings.

Additional material from the SRC or obtained through a search of regulatory agency websites included:

- FDA-posted statistical and medical reviews of new and amended drug applications (ezetimibe, fenofibrate, colesevalam, atorvastatin, rosuvastatin, pravastatin, lovastatin, fluvastatin, simvastatin, advicor (niacin/lovastatin), and vytorin (ezetimibe/simvastatin))
- scientific information packages submitted by industry: Abbott (fenofibrate-statin and niacin-statin combinations); Merck (simvastatin, ezetimibe and vytorin); AstraZeneca (rosuvastatin in combination with other agents).
- grey literature reports from internet searches.

Authors of included reports were also contacted for data clarification and additional data as needed, within a pre-specified time frame. When authors passed our data requests to a third party, we included only data that was returned from the third party via one of the authors. This process of additional data acquisition was facilitated by the SRC.

Study Selection

Study selection was based on predefined eligibility criteria of interventions, patient populations, outcome measures, and study design (Table 2). The electronic literature search, hand search, and expert-nominated records, were uploaded to the software program SRS version 4.0 (Trialstat), along with screening questions developed by the review team. Titles and abstracts were screened by one reviewer for potential relevance, and exclusions at this level were verified by a second reviewer. If there was disagreement or uncertainty about relevance, the record was passed through to the next level for full-text review. Two reviewers reviewed full text reports independently, applying a priori eligibility criteria. Discrepancies were resolved through discussion and consensus or by third party adjudication if consensus could not be reached. Reviewers were not masked to the reports' authors, institution or journal. Studies that were available only as abstracts or conference proceedings and publications that reported study design or rationale only were excluded, as were letters and editorials.

Population and Health

Studies that enrolled adults (18 years of age and above) who were candidates for intensive lipid-modifying therapy were included. For the purposes of the review, an indication for intensive lipid-modifying therapy was defined on the basis of an estimated risk of greater than 20 percent for developing major cardiovascular events over 10 years, based on the Framingham global risk equations for major cardiovascular events, and according to the risk categories of the National Cholesterol Education Program (NCEP) Expert Panel on Detection, Evaluation and Treatment of High Blood Cholesterol in Adults (Adult Treatment Panel III).⁶² Patients at high risk have either established coronary heart disease (CHD) (candidates for secondary prevention), multiple risk factors or CHD risk equivalents (candidates for primary prevention). Since individual participant risk assessments are not routinely reported, CHD risk equivalence was considered when one or more of the following criteria were met for all trial population or trial subgroups(s):

- report explicitly stated CHD risk equivalent status of trial population as per NCEP ATP III criteria
- participants were reported to have prior established coronary or carotid artery disease
- participants were reported to have prior established peripheral arterial disease
- participants were reported to have prior abdominal aortic aneurysm
- participants were reported to have diabetes mellitus

Adults with isolated hypercholesterolemia and a very high LDL-c (190 mg/dL and above), generally associated with genetic forms of hypercholesterolemia, were also considered to be candidates for intensive lipid-modifying treatment due to the magnitude of LDL-c reduction required to reach target goals, at least below 160 mg/dL.

Studies that enrolled patients with lower or mixed 10-year CHD risk levels were also included since we anticipated little evidence strictly in populations of interest, and also as we

aimed to explore incremental benefits of adding a non-statin drug to statin therapy with the totality of available evidence. However, we did not specifically examine the effect of adding a non-statin lipid lowering drug in participants already receiving maximally tolerated statin doses.

We identified those subgroups of the population in need of intensive lipid lowering that were likely to be reported as trial level covariates. Included were clinical populations that qualified as high-risk according to NCEP ATP III as explained above. Additionally, we considered those with severe hypercholesterolemia likely to require intensive lipid lowering, adult populations more vulnerable to treatment harms,⁶³ females, and distinct minority ethnic populations. Thus, the subgroups included:

- participants with baseline LDL-c above 190 mg/dL
- participants with diabetes mellitus (type 1 or type 2)
- participants with established vascular disease
- participants with cerebrovascular disease
- African, Asian and Hispanic racial/ethnic groups
- women
- the elderly, 80 years of age and above

Interventions and Comparators

The comparison of interest was statin plus another lipid-modifying therapy versus statin monotherapy (with or without a placebo). Studies that assessed the six current FDA-approved statins (atorvastatin, lovastatin, fluvastatin, simvastatin, rosuvastatin and pravastatin) were eligible.

Relevant combinations included one or more of the eligible statins mentioned above, combined with one of the following in any FDA approved dose:

- niacin (immediate, slow or extended release)
- peroxisome proliferator-activated receptor alpha (PPAR α) agonists; i.e. fibric acid derivatives (gemfibrozil, fenofibrate, micronized fenofibrate)
- a specific cholesterol absorption inhibitor (ezetimibe)
- bile acid sequestrants (colesevelam; colestipol; cholestyramine)
- omega-3 (ω -3) polyunsaturated fatty acids [e.g. eicosapentaenoic acid (EPA; 20:5 n-3), docosahexanoic acid (DHA; 22:6 n-3) and docosapentaenoic acid (DPA; 22:5 n-3)]. Omega-3 fatty acids studies were eligible if they administered Omacor,[®] or dietary supplements or fish oils in which the amount and type of omega-3 fatty acid was reported.

Fixed dose combinations administered as single oral medications were included, as well as combinations administered separately. Extended release forms of medications such as fluvastatin (lescol XL), lovastatin (altocor) and niacin (niaspan) were considered as well as immediate release forms. As the number of trials comparing lower statin doses in combination therapy with higher dose monotherapy was expected to be small, trials comparing similar doses of statins were included in the initial analyses.

Medications were excluded if they have been withdrawn from the market, were approved only outside of North America, or were investigational drugs or statin combinations (Table 2).

Since pharmacodynamic pleiotropy, variable lipohilicity and drug interactions are noted for statins,^{64,65} individual as well as statin class effects were investigated.

Outcomes of Interest

Predefined clinical and surrogate outcomes, and outcomes of harms considered for data extraction and syntheses are summarized in Table 2.

We considered all-cause mortality and vascular death to be the primary outcomes. We also considered the composite outcome of vascular death plus non-fatal MI plus non-fatal stroke, but our preliminary review of the included studies indicated that this outcome was reported infrequently. Further, since only summary trial data were available, it was not possible to ascertain whether the number of participants with events was equivalent to the reported number of events because one participant may have experienced multiple non-fatal events. Thus, summing a dichotomous composite outcome from individual outcome data may introduce a 'unit of analysis' error. The composite outcome, therefore, could not be estimated for trials.

Clinical outcomes, ATP-III LDL-c target attainment, and harms outcomes were considered as dichotomous instead of count data (i.e. time-to-event data). Therefore, the proportion of participants with at least one event, and not the number of events constituted the aforementioned dichotomous outcomes.

Continuous data can be analyzed either as post-treatment score, absolute difference (or change score) from baseline, or as percentage change from baseline.⁶⁶ Percentage change from baseline was considered to be the primary statistical data for synthesis because randomization may not eliminate baseline imbalance (this is particularly so in small trials). Change score was used only when percentage change data were not available.

Types of Studies

We anticipated that study populations in studies comparing combination therapy with statin monotherapy would likely include more participants with severe dyslipidemia, combined dyslipidemia, inadequate response to prior statin treatment, and/or previous intolerance to maximal statin doses, compared with populations in statin monotherapy studies. With this high probability of differences in study populations, we did not carry out indirect comparisons.

Thus the following study designs were included only if they permitted a direct, head to head comparison of combination versus statin monotherapy:

1. Parallel (including factorial) randomized controlled trials (RCTs)
2. Crossover trials
3. Non-randomized studies (NRS) that were quasi-experimental controlled clinical trials (CCT), and prospective or retrospective cohort studies, nested case-control and case-control studies, and cross-sectional studies.

For effects on lipid levels and short-term harm outcomes, we included head to head comparator RCTs of combination therapy versus statin monotherapy of any sample size, duration or followup, but more importance was given to longer duration, well-conducted trials that reported clinical effectiveness.

For all-cause mortality, vascular death, major cardiovascular outcomes, serious adverse events, and cancer we anticipated that the available RCT data would be of inadequate followup duration to capture these rare events and decided a priori to include evidence from eligible NRSs that were 24 weeks or longer in followup.

We did not define inclusion or exclusion criteria with regards to a diet requirement or a washout period for previous medications prior to initiation of the study.

Table 2. Inclusion and exclusion criteria

Population	Adults , including healthy participants
Interventions	<p><i>Included</i></p> <ul style="list-style-type: none"> • statin plus another hypolipidemic drug versus statin monotherapy with or without placebo (direct comparisons) • statins - atorvastatin, simvastatin, fluvastatin, pravastatin, lovastatin, simvastatin • nonstatin medications - ezetimibe, fibrates, niacin (IR, SR or ER), BAS or omega-3 fatty acids <p><i>Excluded</i></p> <ul style="list-style-type: none"> • cerivastatin, mevastatin, and pitavastatin • clofibrate, cirprofibrate and bezafibrate • colestimide • statin plus thiazolidinediones • statin plus cholesterol ester transferase inhibitor • statin plus plant stanols/sterol • any eligible drug in non-therapeutic or unapproved doses • any non-approved investigational agent of one of the above drug classes
Outcomes	<p><i>Clinical:</i></p> <ul style="list-style-type: none"> • all-cause mortality, vascular death, • fatal MI, non-fatal MI, any or unspecified MI, ACS (unstable angina or acute MI), • hemorrhagic stroke, ischemic stroke, any or unspecified stroke, TIA, any cerebrovascular event • CEA, PCI, CABG and any or unspecified revascularization procedure <p><i>Surrogate:</i></p> <ul style="list-style-type: none"> • NCEP ATP III LDL-c target attainment, LDL-c, HDL-c, TC:HDL-c ratio • non-HDL-c and triglycerides in subgroup with diabetes mellitus • measures of carotid or coronary atherosclerosis (arterial intima-media thickness, plaque area, plaque volume, arterial calcification and/or measure of stenosis) <p><i>Harms:</i></p> <ul style="list-style-type: none"> • treatment adherence (investigator defined), • participants experiencing at least one adverse event, serious adverse event (explicitly stated), withdrawal due to an adverse event, cancer, elevated serum AST and/or ALT ≥ 3 times ULN and/or hepatitis, myalgia, CPK ≥ 10 times ULN, and rhabdomyolysis (investigator defined)
Study design	<p><i>Included - Directly comparative studies</i></p> <ul style="list-style-type: none"> • RCT and • NRS if over 24 weeks duration, and investigating clinical outcomes, SAE or cancer <p><i>Excluded</i></p> <ul style="list-style-type: none"> • other observational designs • indirect comparisons • crossover trials with fewer than 4 weeks washout • crossover trials without paired observations, within-person differences, nor pre-crossover data.
Publication	<i>Exclude:</i> non-English publication, editorials, full text not presented or unavailable.

Abbreviations: ACS = acute coronary syndrome, ALT = alanine transaminase, AST = aspartate transaminase, BAS = bile acid sequestrants, CABG = coronary artery bypass graft, CEA = carotid endarterectomy, CPK = creatine phosphokinase, ER = extended release, HDL-c = high density lipoprotein cholesterol, IR = immediate release, LDL-c = low density lipoprotein cholesterol, MI = myocardial infarction, NCEP ATP III = National Cholesterol Education Program Adult Treatment Panel III, NRS = nonrandomized study, PCI = percutaneous coronary intervention, RCT = randomized controlled trial, SAE = serious adverse events, SR = slow release, TC = total cholesterol, TIA = transient ischemic attack , ULN = upper limit of normal

Data Extraction

Published data were extracted by members of the research team (KS, AA, MA). Extracted data were checked for gross inaccuracies by one reviewer (AA), and 30 percent of the data were randomly and independently verified by another member of the research team (MSe). FDA and scientific information package data were identified and extracted by one reviewer (MSe), and both were independently verified by another (FY). Minimal, data accuracy checks were additionally undertaken during the process of data syntheses.

Standardized and comprehensive online electronic data extraction forms were developed using SRS. Data extraction forms were piloted with three studies and identified issues were resolved. Descriptive data, outcomes, subgroup, and quality assessment data extracted included: general study characteristics (e.g. study design and duration); population characteristics (e.g. age, gender and race/ethnicity); interventions and dosing regimens including whether conditional titration was utilized; numbers of patients randomized into relevant treatment groups; outcomes measured, method of ascertainment and the results of each outcome, including measures of variability, by relevant intervention arm. Funding source was also noted.⁷

When there were multiple reports of the same study we referenced the primary or most relevant study in this report, and extracted only additional or extension phase data from companion reports. Corresponding authors were contacted for data clarification and missing data, but assumptions were not made for imputation. Furthermore, data were not imputed when they were only represented graphically. When relevant data for multiple followup/observation periods were reported, only the longest available followup data were extracted and used.

Complex data queries were conducted using the Structured English Query Language (SQL) functionality of the ACCESS program after a pilot test was refined.

Details of Data Extraction

Dichotomous data were extracted either as the number (n) of participants with events and the total number evaluable (N) or as summary between treatments (combination versus statin monotherapy) with 95 percent confidence interval (CI). Continuous outcomes were extracted as the mean (percentage change or change score) with the accompanying measure of dispersion for each treatment group, or as a mean difference between treatments.

Some trials reported a common range of numbers of evaluable participants for the outcomes in the table of results. In such cases, the lower bound of the range was extracted as N for all relevant outcomes.

When trials incorporated multiple relevant treatment arms, data from all were extracted. We noted whether extracted data belonged to a specific statin type and dose or was pooled across doses.

In order to standardize treatment followup from different trial reports, we considered one month to be equivalent to four weeks and recorded all followup periods in weeks. Only relevant trial data were extracted and synthesized. For example, if a trial randomized participants to placebo, niacin, statin plus niacin, and statin alone, only data pertaining to the last two treatments were extracted. Trials reported variable drug dosing regimens. We used the following guidance: *fixed* dosing was considered to occur when participants were assigned to a specific dose of drug treatment and continued throughout the trial duration. In *fixed titrated* dosing schedule, the drug dose was increased to a maximum in all participants. A *conditional titration* required only a select group not meeting pre-stated cholesterol or LDL-c criteria to be titrated to the next higher

drug dose. In trials that employed fixed or conditional titration, the maximum statin dose was extracted for treatment group identification and the type of dosing regimen was noted.

When reports did not explicitly state or allow clear inference of a dichotomous outcome, data was not assumed. For example, when all-cause mortality was not reported but it was stated that there were no serious adverse events, we recorded all-cause mortality as zero (i.e. no mortality). However, when neither all-cause mortality nor serious adverse events were reported, and it was not clear whether or not all participants completed the trial, all-cause mortality was not extracted. Adherence data were also extracted, if available, as a binary outcome (e.g. participants who were adherent) according to the definition provided in the respective trial reports.

Data Extraction of Crossover Trials

With respect to crossover trials, we regarded a minimally sufficient washout period to be four weeks. When carryover effects were analyzed and reported, the estimate had to be statistically nonsignificant. Further, crossover data were considered for extraction and syntheses only when standard deviation, standard error or confidence interval for the within-person differences were reported (or were obtained from authors) for continuous outcomes; or dichotomous data were based on paired observations from the same individual.⁶⁷ If relevant crossover data were not available, only pre-crossover data were extracted and synthesized. If neither, then the study was excluded because no data imputations were attempted.

Data Extraction of LDL-c

The broad-cut LDL-c fraction based on beta-quantification *reference method* recommended by NCEP as the evaluating standard has been epidemiologically linked to cardiovascular diseases.⁶⁸⁻⁷⁰ LDL-c (indirectly) calculated with the commonly employed Friedewald's formula agrees with β -quantification reference method up to triglyceride (TG) levels of 400 mg/dL. However, at higher TG levels (as in diabetes and non-fasting states) estimation of LDL-cholesterol by this method is not accurate.^{68,69,71} The NCEP recommended that laboratories employ LDL-c assays with a total analytical error < 12 percent, imprecision < 4 percent, and inaccuracy < 4 percent.⁷¹ New (third) generation of homogeneous assays directly measuring LDL-c offer the capability for fully automated measurement of LDL-c.⁷²

When studies reported both direct and indirectly measured LDL-c, we extracted indirectly measured LDL-c when TG < 400 mg/dL or patients were fasting. Otherwise direct LDL-c was extracted. Since it was ensured that extracted indirect LDL-c data pertained to adequately fasted blood samples, indirect LDL-c data were considered valid estimation of true LDL-c (adequate fasting). We, therefore, did not distinguish between direct and indirect LDL-c measurements in quantitative or qualitative syntheses and heterogeneity assessments.

Unit Conversion

Biochemical data reported in SI units (e.g. LDL-c in mmol/L) were converted to mg/dL. The conversion factor for LDL-c, HDL-c and non-HDL-c was 38.7 mg/dL per mmol/L. The conversion factor for triglycerides into mg/dL was 88.6 mg/dL per mmol/L.⁷³

Definition of Serious Adverse Event

We stipulated that only explicitly stated serious adverse events (SAE) be extracted. The U.S. FDA defines a serious adverse event (SAE) as any untoward medical occurrence that at any dose:

- results in death;
- is life threatening;
- requires inpatient hospitalization or prolongation of existing hospitalization;
- results in persistent or significant disability/incapacity; or
- results in a congenital anomaly or birth defect.

Identification of Trial Data

Trials were identified by first author and year of publication. When the same first author published two different trials in the same year, trial data for a common outcome were differentiated as follows:

- author_year_a
- author_year_b

Quality Assessment

We used predefined criteria to evaluate the quality of included studies. Reports of RCTs were assessed using the Jadad scale, a 5 point scale that evaluates sequence generation (randomization), blinding, withdrawals and dropouts.⁷⁴ Studies scoring 3-5 on the Jadad scale are considered to be of higher quality than studies scoring 0-2. Adequacy of allocation concealment was assessed as adequate, inadequate or unclear.⁷⁵

The quality of non-randomized studies was assessed using the Downs and Black criteria.⁷⁶ The final question of the Downs and Black instrument was operationalized to a 0 or 1 score (from a 0-5) depending whether a power or sample size calculation was reported (1) or not (0). The total Downs and Black score ranged from 0-28 with higher scores indicative of less bias.

A trial was considered to have employed intention-to-treat (ITT) analysis when data were analyzed for all randomized participants in the treatment groups to which they were originally randomized.⁷⁷ If the number of participants associated with the outcome data were not clear, then authors' statement that ITT analysis was employed was considered to be sufficient evidence.

Applicability

The clinically important outcomes, study durations, setting, participant characteristics and country of origin are reported in the results.

Applicability of evidence distinguishes between *effectiveness* studies conducted in primary care or office-based settings that use less stringent eligibility criteria, assess health outcomes, and have longer followup periods than most *efficacy* studies. The results of effectiveness studies are more applicable to the spectrum of patients in the community who will use combinations of lipid-modifying agents, than efficacy studies in highly selected populations.

Rating the Body of Evidence

The overall strength of evidence for outcomes was assessed using a method developed by the GRADE Working Group.⁷⁸ Rating the body of evidence incorporates the following key

elements: study design, study quality, consistency and directness, and also considers the presence of imprecise or sparse data, probability of publication bias, evidence of a dose gradient effect where applicable and magnitude of the effect. Quality of syntheses or the body of evidence are rated to indicate the level of confidence that can be placed on the summary findings:

- “high” means that further research is very unlikely to change our confidence in the estimate of effect
- “moderate” means that further research is likely to have an important impact on our confidence in the estimate of the effect and may change the estimate
- “low” means that further research is very likely to have an important impact on our confidence in the estimate of the effect and is likely to change the estimate.
- “very low” means that any estimate of effect is very uncertain.

A detailed explanation of the parameters used to grade the evidence and their operationalization are summarized in Appendix H.

The GRADEpro software was used on four select important outcomes of interest for the key questions.⁷⁹ The outcomes chosen for grading the strength of evidence were:

- all-cause mortality
- vascular death
- participants experiencing a serious adverse event
- participants attaining ATP III LDL-c goals

Evidence Synthesis

Quantitative syntheses were attempted to answer the key questions. In the case of substantial statistical heterogeneity (defined below), we did not proceed with the meta-analysis. Exploration of heterogeneity was undertaken qualitatively as per the following guidance:

- explore heterogeneity when I^2 was above 50 percent, and the number of studies was greater than five
- remove extreme outliers where applicable and re-run meta-analysis
- explore heterogeneity qualitatively based on a limited number of important and pre-defined covariates or effect modifiers

We defined effect modifiers that were considered important to explain heterogeneity. These included 10-year CHD risk (i.e. low/moderate/mixed risk trials versus high risk trials); sponsorship (nonindustry versus industry); statin dose (trials employing statin doses of similar strength or potencies in combination and monotherapy arms versus those employing lower statin doses in combination therapy and higher statin doses or potencies in monotherapy); trial duration (fewer than 24 weeks versus those of 24 weeks or longer duration); and allocation concealment (trials with adequate allocation concealment versus those with inadequate/unclear allocation concealment).

Planned Analyses

Data analyses were carried out to evaluate: (1) efficacy/effectiveness; and (2) adverse events and adherence. Each statin was considered separately in comparisons using each of the five possible non-statin medications (ezetimibe, niacin, fibrates, bile acid sequestrants and omega-3 fatty acids) in combination therapy.

Nonrandomized studies (NRSs) were synthesized qualitatively, as meta-analysis of them is controversial.⁸⁰⁻⁸² Furthermore, estimates from individual studies are often adjusted for

confounding, which may vary across studies. Diversity in study designs, patient characteristics and measurement of outcome variables in NRSs are further factors impeding quantitative summary estimation. Instead, we chose to appraise the quality of the evidence and to explore its strengths and limitations.

For Key Question 1, the primary outcomes of interest were long-term clinical outcomes, serious adverse events and cancer. Based on our preliminary review of the RCT literature, we considered long-term to be study duration of 24 weeks or longer. Evidence from both randomized and NRSs was considered. For Key Question 2, focusing on short-term intermediate measures of efficacy and harm, evidence syntheses were restricted to RCTs. For Key Question 3, both RCT and NRS evidence were considered.

Dichotomous summary estimates were reported as odds ratios with 95 percent confidence interval (CI), and continuous surrogate biochemical outcomes were pooled as differences in means of percentage change from baseline, and when not available, difference in mean change scores.

The key questions focused on the population in need of intensive lipid lowering therapy, and subgroups. Questions also entailed that the statin used in combination therapy be of a lower dose than statin monotherapy. We anticipated sparse evidence in these populations, especially investigations of lower dose combination statin versus higher dose statin monotherapy. As such we employed the following general approach in evidence syntheses (see Planned analyses, Appendix D):

- synthesize evidence related to *various statins and doses* across all available populations. (Does addition of another drug to statin therapy offer a common incremental benefit across various populations?)
- synthesize evidence pertaining to lower dose of a specific statin in combination with another lipid modifying drug, and higher dose of the same statin as monotherapy, across all available populations – atorvastatin, simvastatin and rosuvastatin were considered in this *dose and statin specific analysis*. (Is adding another lipid lowering drug better than increasing the statin dose across various populations?)
- synthesize evidence related to *various statins and doses* in participants requiring intensive lipid lowering and subgroups
- synthesize efficacy/effectiveness evidence pertaining to a lower dose of a specific statin in combination with another lipid modifying drug, compared with higher dose monotherapy using the same statin, in participants requiring intensive lipid lowering and in subgroup population – atorvastatin, simvastatin, rosuvastatin, pravastatin, lovastatin and fluvastatin were considered in this *dose and statin specific analysis*.

For each of these syntheses associated with clinical outcomes and serious adverse events, we conducted sensitivity analyses on trials of long-term duration, and trials with reports of adequate allocation concealment for the outcomes of all-cause mortality and vascular death.

Thus, all-cause mortality, vascular death and surrogate efficacy outcomes were examined for all trial populations, populations in need of intensive lipid lowering, and subgroups. However, anticipating availability of insufficient evidence pertaining to specific populations, synthesis of evidence on harms and clinical outcomes, other than the primary outcomes of all-cause mortality and vascular death, was undertaken irrespective of population characteristics (i.e. across all trials or mixed populations) for each combination versus monotherapy comparison.

Population in Need of Intensive Lipid Lowering and Subgroups

To synthesize evidence regarding those in need of intensive lipid lowering therapy, data were considered from trials restricted to, or providing subgroup data on, those with CHD, CHD risk equivalent disease (as per NCEP ATP III criteria), and/or baseline LDL-c equal to or above 190 mg/dL. Subgroup analyses focused on participants with/of:

- baseline LDL-c \geq 190 mg/dL
- diabetes mellitus
- established vascular disease – i.e. subgroup or full trial data on those with peripheral vascular disease, cerebrovascular disease, and/or established CAD
- cerebrovascular disease – i.e. subgroup or full trial data on those with ischemic stroke, hemorrhagic stroke, unspecified stroke and/or TIA
- African descent
- Asian descent
- Hispanic profile
- women
- participants \geq 80 years of age

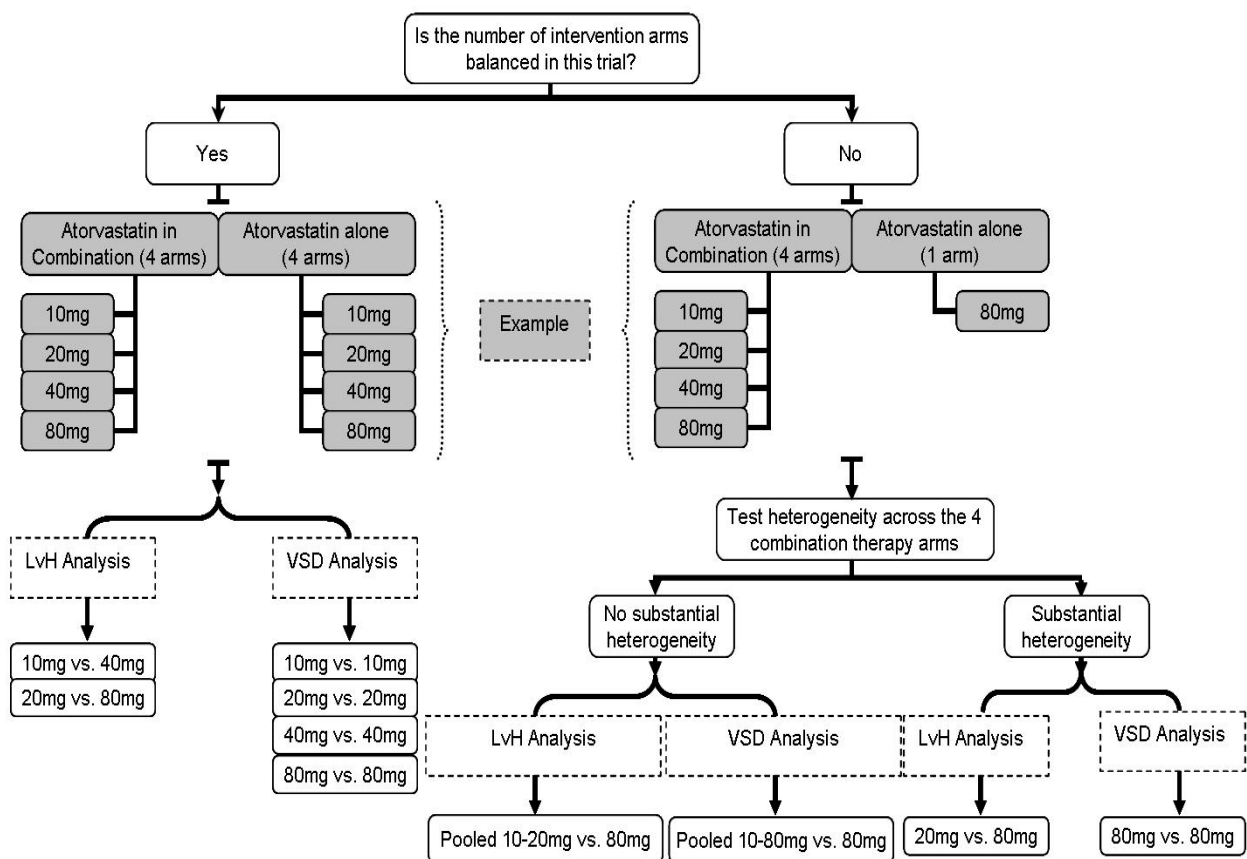
Operationalizing Lower Dose Statin in Combination with Another Hypolipidemic Drug Versus Higher Dose Statin Monotherapy

Given the absence of bioequivalence studies across different statins, comparison of lower dose statin in combination therapy with higher dose statin monotherapy was statin specific. In order to avoid multiple comparisons across numerous permutations of lower versus higher dose statins, lower and higher statin doses were defined a priori as follows:

Statin	Atorvastatin	Simvastatin	Rosuvastatin	Pravastatin	Fluvastatin	Lovastatin
Lower dose (mg/day)	5 and/or 10 and/or 20	5 and/or 10 and/or 20	5 and/or 10	5 and/or 10 and/or 20 and/or 40	5 and/or 10 and/or 20 and/or 40	5 and/or 10 and/or 20 and/or 40
Higher dose (mg/day)	40 and/or 80	40 and/or 80	20 and/or 40 and/or 80	80	80	80

Trials with Multiple Intervention Arms

More than a quarter (28%) of the trials compared different doses of statins in combination or alone incorporating multiple intervention arms. In the example below two categories of such trials with balanced or unbalanced intervention arms are presented.



LvH Analysis = lower dose statin in combination vs. higher dose statin monotherapy; VSD Analysis = various statins and doses in combination vs. various statin and doses as monotherapy

How data from treatment arms were included in the evidence synthesis is depicted above. When the number of treatment arms were unbalanced between combination and monotherapy groups within a trial, heterogeneity between arms (but within trial, within treatment group) was assessed using Fisher's Exact test or Chi-square test for dichotomous outcomes, and generic inverse variance methods for continuous outcomes. When between-arms heterogeneity was not significant or substantial (i.e. $p \geq 0.05$ for Fisher's Exact test or Chi-square test, and $I^2 \leq 50\%$), continuous data were pooled using generic inverse variance, and binary data were pooled by summing the numerators and the denominators of corresponding proportions. Pooled treatment group data from this trial were then used in the meta-analysis.

When pooling was not possible or not applicable (as in the case of a balanced trial), highest of the *lower statin* doses in combination arm was compared with the highest (e.g. atorvastatin 80 mg) of the available *higher doses* (in monotherapy arm) for the *dose and statin specific analysis*. The *lower* and *higher* doses of the statins were predefined as mentioned above. For the *various statins and doses* analysis, treatment arms with identical (or closer) doses were compared as shown for the balanced trial.

In the forest plot, multiple treatment arm data from the same trial were presented as separate comparative estimates, and identified as single trial evidence as per the following identification for the atorvastatin example:

- author 2008_1 A 10 combination therapy versus A10 monotherapy
- author 2008_2 A 20 combination therapy versus A 20 monotherapy
- author 2008_3 A 40 combination therapy versus A 40 monotherapy
- author 2008_4 A 80 combination therapy versus A 80 monotherapy

Meta-Analysis and Publication Bias

Data from crossover trials were combined with parallel design trials only when the appropriate paired or precrossover data were available. Heterogeneity across trials was tested using an I^2 statistic,⁸³ with an I^2 value greater than 50 percent considered to be substantial, thereby precluding quantitative pooling across studies.

Meta-analyses were based on the random effects model of DerSimonian and Laird,⁸⁴ except for those binary outcome meta-analyses in which the percentage of participants with an event was less than one percent, in which case Peto's odds ratio was calculated using a fixed effects model. The Comprehensive Meta-Analysis software version 2.2046 was used to complete all meta-analyses.

In addition to the sensitivity analyses focusing on long-term trials, additional analyses of the adequacy of allocation concealment for the main outcomes of all-cause mortality and vascular death were undertaken to estimate robustness of findings.⁸⁵

Dose and statin specific meta-analyses (i.e. lower dose of a specific statin in combination with another lipid lowering drug compared with higher dose monotherapy using the same statin) were considered both regardless of mode of dosing (fixed dose, fixed titrated, or conditionally titrated dosing) and those restricted to trials employing fixed dose or fixed titrated dosing regimens.

Dichotomous data with zero values (e.g. no participant experiencing myalgia) were not included in meta-analyses because summary trial results were not estimable, but such trials, with their evaluable sample, were reported in the particular synthesis.

For surrogate outcomes, some studies reported effect estimates as adjusted means (least square mean), usually from an ANCOVA model. The covariates adjusted for included variables such as gender, doses, study center, etc. However, the included variables differed across studies, and some trial reports did not report the adjusted covariates. It was therefore not possible to combine studies that all used a common analytic model.

Meta-analyses, or even qualitative syntheses, in the case of high heterogeneity, comparing lower dose (specific) statin plus another lipid modifying drug with higher dose of the same statin as monotherapy, were not conducted when the trial:

- employed two different statin types in combination and monotherapy;
- compared a lower dose of a particular statin in combination therapy with a higher dose of the same statin monotherapy, but both doses met our pre-stated lower or higher dose criteria (see above). For example, atorvastatin 40 mg/day in combination with another lipid lowering drug versus atorvastatin 80 mg/day monotherapy would not be considered in lower statin dose combination versus higher dose monotherapy syntheses, since both atorvastatin doses qualified as higher doses;
- reported only pooled data despite randomization of participants to appropriate lower and higher doses of statins;
- employed randomization to a non-statin lipid lowering drug or placebo as add-on to background statin therapy in which participants were already taking a variety of statins in various doses;

- employed an identical dose of statin in both combination and monotherapy arms; or
- employed a higher dose of statin in the combination arm(s) than monotherapy arm(s).

Potential publication bias was explored graphically through funnel plots for each comparison of interest for which meta-analyses were conducted. Although other explanations exist, an asymmetric funnel plot suggests the possibility of bias. In addition, the degree of funnel plot asymmetry was measured by the intercept from regression of standard normal deviates against precision – the Egger’s regression test.⁸⁵ A two-tailed p-value above 0.1 was considered to be significant for lateral asymmetry of the funnel plot.

We planned to:

- present *forest plots* for important outcomes regardless of heterogeneity as long as there were at least two trials contributing to the synthesis – namely, all-cause mortality, vascular death, participants attaining ATP-III LDL-c targets, LDL-c and serious adverse events;
- conduct meta-analysis and report pooled estimate only when I^2 was not greater than 50 percent;
- present *funnel plots* as long as there were at least six included studies in an analysis; and
- perform *Egger’s regression test* if there were more than 10 studies included in an analysis.

Results

Search Results

Searches identified 8451 bibliographic records from searches of MEDLINE (1966 to August Week 3 2008), EMBASE (1980 to 2008 Week 36) and CENTRAL (The Cochrane Library, Issue 3, 2008) using the Ovid interface, and limited to English language publications from 1980 or later. Scopus was searched to identify articles cited in eight reviewer nominated papers from earlier searches.^{21,46-52} An updated and expanded search to systematically capture observational studies (i.e. without an RCT filter and without date limits) was conducted in MEDLINE (1950 to August Week 3 2008). The search strategies for each database are presented in Appendix A. As well, 12 unique records were identified by hand searching reference lists of review papers, FDA data, and information provided by drug manufacturers to the Scientific Resource Center updated as of April 2008. One report was nominated by a reviewer.

Of the 8,464 unique records identified, 7,587 were excluded following initial screening, and 716 studies were excluded upon full-text screening, as detailed in Figure 2.

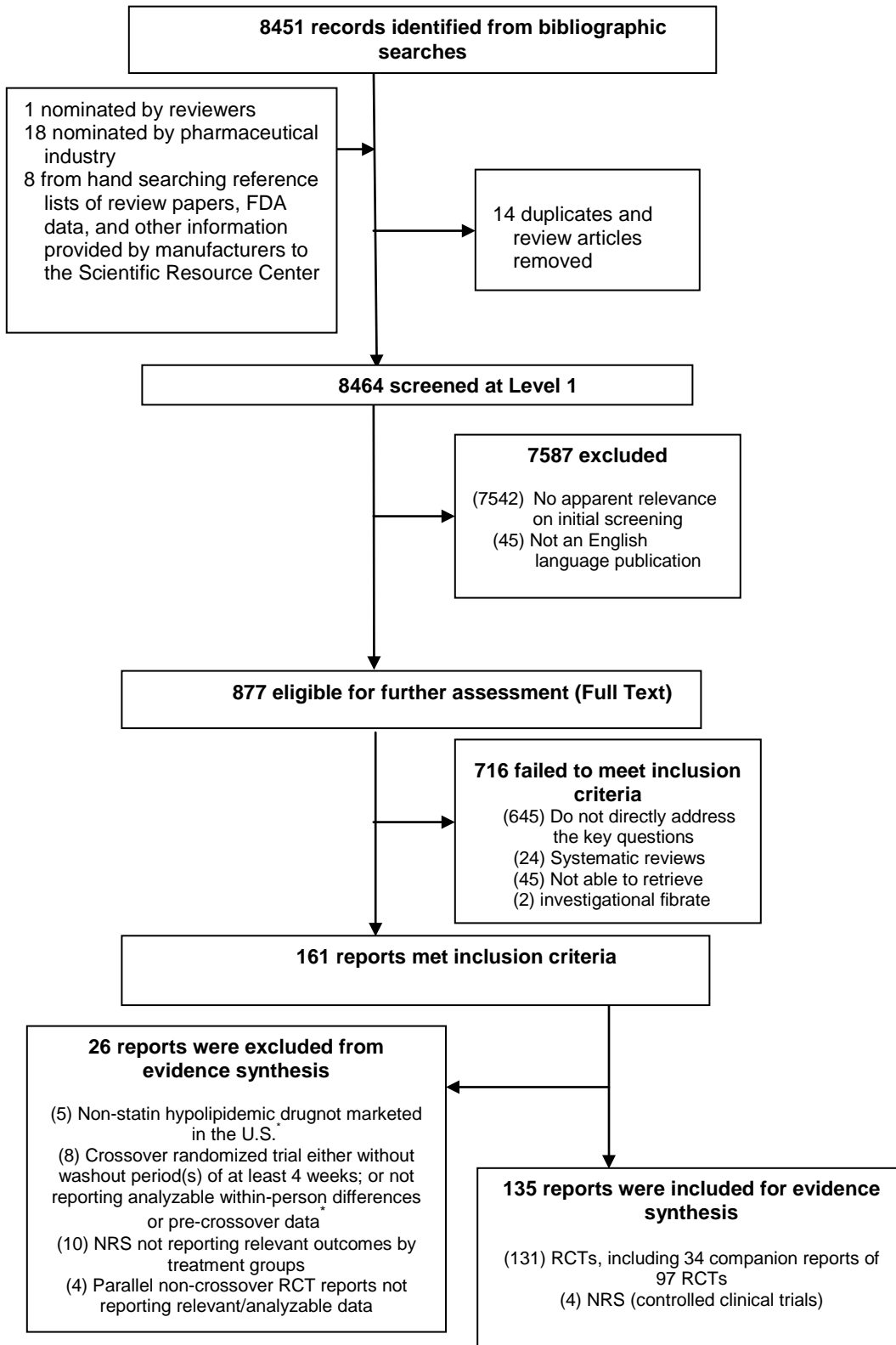
Overall, 131 reports of 101 trials were considered for quantitative or qualitative evidence syntheses to answer questions regarding comparisons of all statin plus non-statin hypolipidemic drug combinations of interest (Tables 4 and 5). Of these reports, 97 were randomized and four non-randomized controlled clinical trials.⁸⁶⁻⁸⁹ Thirty four additional companion reports of trials were included which occasionally contributed longer-term or additional data, but only the main trial report was used for trial identification (Table 6). No studies of observational design met inclusion criteria. Eight of ten randomized controlled crossover trials were excluded because reported data did not incorporate within-person differences for continuous outcomes and paired observations for dichotomous endpoints, while pre-crossover data were not reported.⁹⁰⁻⁹⁷ Excluded trials and reasons for exclusion are contained in Appendix B.

Eligible FDA reports were either companions of already published randomized trials contributing previously unpublished data,⁹⁸⁻¹⁰³ or unpublished trials (Tables 4 and 6).^{104,105}

There were no eligible studies exclusively in women or the elderly of 80 years of age or more. Five trials restricted recruitment to male gender.¹⁰⁶⁻¹¹⁰

Authors were contacted to request additional data or data clarification associated with 50 randomized controlled trial reports.^{42,47-50,91,107,111-153} Additional data or clarification from authors were obtained for 15 reports within the stipulated timeframe.^{47,48,107,114,122,124,125,130,139,142,144,145,149,152,154}

Figure 2. QUOROM flow chart



* One study report is common to both of these categories

Abbreviations: NRS = nonrandomized studies, RCT = randomized controlled trial

Table 3. Randomized controlled trials included in evidence syntheses

Trials are referenced according to the primary study
 Reports in ***bold italics*** provided analyzable crossover data

Statin	Drug in combination with statin				
	Ezetimibe	Fibrates	Niacin	Bile Acid Sequestrants	Omega-3 Fatty Acids
Rosuvastatin	Kosoglou (2004) ¹²⁴ Ballantyne (2007) ¹⁴²	Durrington (2004) ¹²⁵	Capuzzi (2003) ¹⁵⁵ McKenney (2007) ¹³⁹	Ballantyne (2004) ¹²²	X
Atorvastatin	Cruz-Fernandez (2005) ¹¹⁵ Stein (2004) ¹⁵⁶ Ballantyne (2003) ¹²⁶ Blagden (2007) ¹⁴⁰ Piorkowski (2007) ¹⁵⁷ Conrad (2008) ¹⁵⁸ Leiter (2008) ¹⁵⁹	Athyros (2005) ¹⁶⁰ Athyros (2002) ¹⁶¹	Moore (2007) ¹⁶²	Hunninghake (2001) ¹³³ Isaacsohn (1997) ¹⁶³ Heinonen (1996) ¹⁶⁴	Nordoy (2001) ¹⁶⁵ Chan (2002) ¹⁰⁷
Simvastatin	Rodney (2006) ¹¹¹ Landray (2006) ¹⁶⁶ Farnier (2005) ¹¹⁴ Brohet (2005) ¹¹⁶ Masana (2005) ¹⁶⁷ Gaudiani (2005) ¹²¹ Bays (2004) ¹⁵⁴ Feldman (2004) ⁴⁷ Goldberg (2004) ⁴⁸ Davidson (2002) ¹³⁰ Kosoglou (2002) ¹⁰⁶ Patel (2006) ¹⁴³ Berthold (2006) ¹⁰⁹ Chenot (2007) ¹⁴⁶ Shankar (2007) ¹⁶⁸ Kastelein (2008) ⁴² Roeters van Lennep (2008) ¹⁵¹ Gouni-Berthold (2008) ¹¹⁰ Dobs (2003) ¹⁶⁹	Grundy (2005) ¹²⁰ Muhlestein (2006) ¹⁴⁵	Stein (1996) ¹⁷⁰ Ballantyne (2008) ¹⁵⁰ Ballantyne (2008) ¹⁷¹	Knapp (2001) ¹⁷² Simons (1992) ¹⁷³ O'Brien (1990) ¹⁷⁴ Johansson (1995) ¹³⁷	Hong (2004) ¹⁷⁵ Durrington (2001) ¹⁷⁶ Nordoy (1998) ¹⁷⁷ Davidson (1997) ¹⁷⁸ Liu (2003) ¹⁷⁹ Davidson (2007) ¹⁸⁰

Statin	Drug in combination with statin				
	Ezetimibe	Fibrates	Niacin	Bile Acid Sequestrants	Omega-3 Fatty Acids
Lovastatin	Kosoglou (2004) ¹⁸¹ Kerzner (2003) ¹²⁹	X	Insull, Jr. (2004) ¹⁸² Hunninghake (2003) ¹²⁸ Gardner (1996) ¹⁸³ FDA Report (2008) ¹⁰⁴ FDA Report (2008) ¹⁰⁵ Vacek (1995) ¹⁸⁴	Davidson (2001) ¹⁸⁵ Schrott (1995) ¹⁸⁶	X
Pravastatin	Melani (2003) ¹²⁷ Dagli (2007) ¹⁸⁷	Wiklund (1993) ¹³⁴ Napoli (1997) ¹⁸⁸	O'Keefe, Jr. (1995) ¹⁸⁹	Eriksson (1998) ¹⁹⁰ Ito (1997) ¹⁰⁸ Pravastatin Multicenter Study Group II (1993) ¹⁹¹ Ismail (1990) ¹³⁵ Barbi (1992) ¹³⁶	X
Fluvastatin	Stein (2008) ¹⁴⁸	Derosa (2004) ¹²³ Smit (1995) ¹⁹²	X	Sprecher (1994) ⁵²	X
Mixed statins*	Barrios (2005) ¹¹² Pearson (2005) ¹¹⁷ Ballantyne (2005) ¹¹⁸ Ballantyne (2004) ⁴⁶ Gagne (2002) ¹³² Geiss (2005)¹¹⁹ McKenney (2007) ¹³⁹ Goldberg (2006) ¹⁴⁴ Catapano (2006) ¹⁹³ Constance (2007) ¹⁹⁴ Reckless (2008) ¹⁴⁹ Roeters van Lennep (2008) ¹⁵¹	Athyros (2002) ⁵⁰ Shah (2007) ¹⁹⁵	Taylor (2004) ¹⁹⁶ Bays (2003) ⁴⁹ McKenney (2007) ¹³⁹ Kuvin (2006) ¹⁹⁷	Simons (1998) ¹⁹⁸	Yokoyama (2007) ¹⁴¹ Meyer (2007) ¹⁹⁹
Total trials	44	11	16	17	10

* Either participants were on several different statins a priori and were randomized to add on non-statin treatment or placebo/no drug, or statins in combination and monotherapy within a trial were not identical in type.

Table 4. Non-randomized studies included in evidence syntheses

Statin	Drug in combination with statin				
	Ezetimibe	Fibrates	Niacin	Bile Acid Sequestrants	Omega-3 Fatty Acids
Simvastatin				Mol (1990) ⁸⁹	
Lovastatin	Türk (2008) ⁸⁶		X	Ojala (1990) ⁸⁸	X
Fluvastatin		van Dam (2001) ⁸⁷			

Table 5. Companion reports for primary studies included in evidence syntheses

Reports in ***bold italics*** provided analyzable crossover data

Main report	Companion reports	SIP/FDA reports	
<i>Geiss (2005)</i> ¹¹⁹	<i>Geiss (2006)</i> ²⁰⁰		
Pearson (2005) ¹¹⁷	Pearson (2005) ²⁰¹	Pearson (2006) ²⁰²	Denke (2006) ²⁰³
Capuzzi (2003) ¹⁵⁵	Capuzzi (2004) ²⁰⁴		
Masana (2005) ¹⁶⁷	Gagne (2002) ¹³¹	Simons (2004) ²⁰⁵	
Davidson (2002) ¹³⁰	Sager (2003) ²⁰⁶		FDA Extension Trial Report ⁹⁸
Nordoy (2001) ¹⁶⁵	Nordoy (2003) ²⁰⁷		
Chan (2002) ¹⁰⁷	Chan (2002) ²⁰⁸	Chan (2002) ²⁰⁹	Chan (2006) ²¹⁰
Nordoy (1998) ¹⁷⁷	Nordoy (2000) ²¹¹		
Simons (1998) ¹⁹⁸	Simons (1998) ²¹²		
Wiklund (1993) ¹³⁴	Vanhanen (1995) ²¹³	Wiklund (1996) ²¹⁴	
Insull (2004) ¹⁸²	Insull (2005) ²¹⁵		
Bays (2003) ⁴⁹	Bays (2003) ²¹⁶	Bays (2003) ²¹⁷	Bays (2005) ²¹⁸
Taylor (2004) ¹⁹⁶	Taylor (2007) ²¹⁹		
Athyros (2005) ¹⁶⁰	Athyros (2006) ²²⁰		
Ballantyne (2005) ¹¹⁸	Pearson (2007) ²²¹	Abate (2008) ²²²	
Ballantyne (2003) ¹²⁶	Ballantyne (2004) ²²³		
Bays (2004) ¹⁵⁴	Ose (2007) ¹⁴⁷		
Catapano (2006) ¹⁹³	Abate (2008) ²²²		
Goldberg (2006) ¹⁴⁴	Guyton (2008) ¹⁵³		
Yokoyama (2007) ¹⁴¹	Tanaka (2008) ²²⁴		
Goldberg (2004) ⁴⁸			FDA Extension Trial Report ⁹⁹
Knapp (2001) ¹⁷²			FDA Companion Report ¹⁰⁰
Gagne (2002) ¹³²			FDA Companion Report ¹⁰¹
Melani (2003) ¹²⁷			FDA Companion Report ¹⁰²
Kerzner (2003) ¹²⁹			FDA Companion Report ¹⁰³

Data Synthesis and Pooling

For randomized controlled trials with multiple unbalanced intervention arms for the two interventions of a statin plus other hypolipidaemic drug combination and statin monotherapy, within-trial within-intervention data pooling was undertaken if statistical heterogeneity was not substantial. This was undertaken to avoid a unit of analysis error arising from double counting an intervention arm. When heterogeneity was considered substantial, then one of the intervention arms was left out of data synthesis based on a priori methodology. A log of pooled trial intervention arms data, and arms that were selected for data syntheses when pooling could not be undertaken because of high or significant statistical heterogeneity, is presented in Appendix C.

Statin Plus Ezetimibe Combination Therapy Versus Statin Monotherapy

Overview of Included Studies

A total of 44 randomized controlled trials evaluated relative efficacy and/or harms of the combination of a statin plus ezetimibe 10 mg/day compared with statin monotherapy, in a total of 22489 randomized participants (Table 3). Additionally, one eligible controlled clinical trial provided data on mortality.⁸⁶ Thirteen randomized trials had more than one associated journal or FDA report (Table 5).^{48,117-119,126,127,129,130,132,144,154,167,193} The longest available data were analyzed, and one of the companion reports was considered for trial referencing.

Thirty-five trials were conducted in multiple centers and eight in a single center,^{106,109,110,124,146,157,181,187} while the number of participating center(s) was not reported in one trial.¹¹⁹

Partial or complete pharmaceutical industry sponsorship was reported for 36 of 44 trials,^{42,46-48,106,109-112,114-118,121,124,126,127,129,130,132,139,140,143,144,148,149,151,154,156,158,159,166-169,181,193,194} while funding was not reported or unclear for four trials.^{119,142,146,157}

Total Jadad scores for trials ranged from 1 to 5, with a mean of 3 (SD 1.02). Twenty trials reported an appropriate method of randomization,^{42,48,111,112,114-117,127,130,140,144,148,151,154,158,159,169,193,194} while 10 reported an appropriate method of double blinding.^{48,111,114-116,148,154,158,159,169} Allocation concealment was reported to be adequate in 16 trials.^{42,48,111,117,118,127,130,144,148,154,158,159,166,169,193,194}

Distribution of trials by geographical region was as follows:

- North America – 26 trials^{42,46-48,106,115,117,118,121,126,127,129,130,132,139,142,144,148,154,156,158,159,167,181,193,194}
- Europe - 25 trials^{42,48,109,110,112,114-116,124,126,132,140,142,143,146,148,149,151,156-158,166,167,187,194}
- Asia – four trials^{48,112,168,194}
- Australia & New Zealand – three trials^{48,149,194}
- Africa - four trials^{42,132,142,156}
- Central and South America – five trials^{48,132,149,156,194}
- Middle East – two trials^{114,194}
- Not reported – three trials^{111,119,169}

No trial reported power to assess clinical outcomes, or endpoint adjudication. Also, except for four trials,^{97,142,144,146} active clinical adverse event data collection was either not

reported or unclear. Sparse evidence in subgroups was found that directly answered Key Question 3, as summarized in Table 8.

Key Question 1: For patients who require intensive lipid-modifying therapy, what are the comparative long-term benefits, and rates of serious adverse events of coadministration of different lipid-modifying agents (i.e. a statin plus another lipid-modifying agent) compared with higher dose statin monotherapy?

Study Design and Population Characteristics

Clinical outcomes, serious adverse events or cancer were reported in 31 randomized trials, none of crossover design, randomizing 19107 participants, comparing statin plus ezetimibe combination therapy with statin monotherapy.^{42,47,48,110-112,114-117,121,126,127,129,130,140,142-144,149,151,154,156,158,159,166-169,193,194}

No trial was exclusively in females, in participants of 80 years of age or over, or in participants of Asian or Hispanic descent. However, one trial was in those of African descent.¹¹¹ A number of trials reported the ethnic composition of the trial population as follows:

- 23 trials reported a mean of 84 percent participants of European descent (range 54 to 99 percent)
- 18 trials reported a mean of 12 percent of African descent (range <1 to 100 percent)
- Eight trials reported a mean of 5 percent of Asian descent (range <1 to 11.4 percent)
- 10 trials reported a mean of 8 percent Hispanics (range 2 to 26 percent)

Trial duration ranged from six to 96 weeks, with an average of 15 weeks. On average 43 percent of participants were women (range 0 to 76 percent). One trial recruited only males.¹¹⁰ The average of mean ages of participants was 58 years (range of mean age, 32 to 66 years). Twelve trials recruited solely from outpatient settings,^{42,47,48,117,126,127,129,130,151,156,167,194} while 18 trials did not report recruitment setting. Mean Jadad score was 3.4 (range, 1 to 5) and 15 trials had adequate allocation concealment.^{42,48,111,117,127,130,144,149,154,158,159,166,169,193,194}

Of these 31 trials, 15 were exclusively in participants requiring intensive lipid lowering treatment (i.e. participants with established vascular disease and/or diabetes mellitus and/or baseline LDL-c above 190 mg/dL).^{42,47,112,114-116,121,140,142-144,149,151,159,194} These 15 trials randomized 7349 participants.

Across trials, participants were of diverse clinical characteristics, including those with familial hypercholesterolemia and LDL-c above 190 mg/dL,⁴² diabetes mellitus,^{121,144,194} established vascular disease and/or CHD risk equivalent,^{47,112,114-116,140,142,143} and impaired renal function,¹⁶⁶ ethnicity of African descent,¹¹¹ healthy males,¹¹⁰ and no prior statin exposure.¹⁴⁰ Twenty-three trials incorporated a placebo/statin lead-in period in addition to diet, with or without a prior lipid lowering drug washout period.^{42,47,48,111,112,114-116,121,126,127,129,130,144,151,156,158,159,166,167,169,193,194}

Most trials excluded participants with TG over 300-600 mg/dL, recent or unstable vascular disease, uncontrolled diabetes mellitus or hypertension, liver or muscle disease, high ALT, AST and CPK, or impaired renal function. Nine trials excluded participants with baseline LDL-c over 250

mg/dL,^{48,111,126,127,129,130,142,154,193} two trials excluded those with LDL-c over 160 mg/dL,^{159,167} and two excluded CHD or risk equivalent participants with LDL-c over 160 mg/dL.^{112,159} Seven trials provided ezetimibe plus statin as a combined single pill,^{112,144,149,151,154,193,194} 14 employed a placebo in addition to statin monotherapy,^{42,111,114-117,140,143,156,158,159,166,167,169} and one trial used a placebo only in the extension phase of the study.¹²⁶

Of non-randomized studies, only one controlled clinical trial directly compared statin combination therapy with the same statin monotherapy and reported only the outcome of mortality of all clinical outcomes and SAE of interest.⁸⁶

Table 6. Evidence addressing key question 1 for statin plus ezetimibe versus statin monotherapy comparison

Outcome	Evidence availability	Key points
All-cause mortality	Yes	No trial comparing statin plus ezetimibe combination therapy with a higher dose of statin monotherapy reported estimable mortality in a population requiring intensive lipid lowering therapy. Seven trials of 6 to 12 weeks duration compared statin plus ezetimibe combination therapy with statin monotherapy without specifically employing higher statin monotherapy doses. The pooled result did not demonstrate a difference between these treatments for mortality in participants requiring intensive lipid lowering therapy.
Vascular death	Yes	No trials compared lower dose statin combination therapy with higher dose monotherapy in participants requiring intensive lipid lowering therapy. The pooled results of two trials reporting vascular mortality (for all participant risk strata and statin doses) was neutral.
Fatal myocardial infarction (MI)	Yes	Sparse data in short-term trials yielded indeterminate results.
Non-fatal MI	No	
Any or unspecified MI	Yes	Result of a single short term trial was indeterminate.
Acute coronary syndrome (ACS) (encompassing unstable angina or acute MI)	No	
Any cerebrovascular event	No	
Hemorrhagic stroke	No	
Ischemic stroke	No	
Any or unspecified stroke	Yes	Result of a single trial with one event was indeterminate.
Transient ischemic attack (TIA)	No	
Carotid endarterectomy (CEA)	No	
Percutaneous coronary interventional procedure (PCI)	No	
Coronary artery bypass graft procedure (CABG)	No	
Any or unspecified revascularization procedure	No	
Serious adverse events	Yes	No consistent difference was noted between statin plus ezetimibe combination and statin monotherapy in the occurrence of serious adverse events across all participants. A trend in favor of monotherapy was noted in high risk populations, using similar statin doses in combination with ezetimibe versus statin monotherapy.
Cancer	Yes	No consistent difference was noted between statin plus ezetimibe combination and statin monotherapy in the occurrence of cancer across two trials of 24 and 48 weeks duration.

Abbreviations: ACS = acute coronary syndrome, CABG = coronary artery bypass graft, CEA = carotid endarterectomy, MI = myocardial infarction, PCI = percutaneous coronary intervention, SAE = serious adverse event

Long-Term Efficacy, Serious Adverse Events, and Cancer

Comparing statin plus ezetimibe versus statin monotherapy (lower dose vs. higher dose and various statin doses)

All-cause mortality. All-cause mortality was reported for 24 trials in 14407 evaluable participants (Table 9). Four trials, in 1428 evaluable participants, provided treatment and followup during 24 weeks or longer.^{48,121,126,166} Of the four long-term trials, one provided estimable mortality odds of 7.51 (95% CI 0.38, 147.37) based on three deaths.¹⁶⁶ This 24 weeks trial randomized 203 participants with chronic renal disease and no definitive indication for cholesterol lowering, to simvastatin 20 mg/day and ezetimibe or simvastatin 20 mg/day alone, with adequate allocation concealment. Across all 24 trials assessing all-cause mortality, eight trials on 4006 evaluable participants with a total of 15 deaths could be meta-analyzed (Appendix G, Figure G-1). These trials, of six to 24 weeks duration, did not exhibit lateral asymmetry in the funnel plot (Appendix G, Figure G-1). Sixteen of the 24 trials, including the shortest trial of two weeks duration in healthy males, did not register mortality. There was no significant difference in odds of all-cause mortality between statin plus ezetimibe therapy and statin monotherapy in this quantitative synthesis, which included trials with all statin types and doses, and trial participant 10 year CHD risk status (OR 0.95; 95% CI 0.37, 2.41). Meta-analysis restricted to thirteen trials in 11113 evaluable participants with adequate allocation concealment, five of which contributed evaluable data to meta-analysis,^{118,144,149,166,194} resulted in a pooled odds ratio for all-cause mortality of 1.07 (95% CI 0.38, 2.99) (Table 9), (Appendix G, Figure G-2).

Four trials, 24 weeks or less in follow up duration, investigated a lower dose of a specific statin in combination with ezetimibe 10 mg/day versus higher dose of the same statin monotherapy and reported the outcome of all-cause mortality. Statins were either simvastatin^{121,151,169} or atorvastatin.¹⁵⁸ (Table 9). None of the trials registered any mortality.

Fourteen trials with 6275 evaluable participants reported all-cause mortality in participants requiring intensive lipid lowering therapy.^{114-116,118,121,140,142-144,149,151,159,193,194} Across these trials, participants were those with CHD and/or CHD risk equivalent including DM. The longest followup trial was of 24 weeks duration, which reported zero deaths.¹²¹ Meta-analysis of seven of the 14 trials with estimable odds resulted in a pooled odds ratio of 0.61 (95% CI 0.22, 1.71), based on a total of 15 deaths (Appendix G, Figure G-3). The remaining trials did not register any death. Six of 14 trials reported adequate allocation concealment.^{118,144,149,159,193,194} A sensitivity analysis on the four trials with adequate allocation concealment and estimable data yielded an all-cause mortality odds ratio of 0.64 (95% CI 0.20, 2.04) (Appendix G, Figure G-3) (Table 9).^{118,144,149,194}

Two 24 and 12 weeks trials comparing lower dose statin plus ezetimibe with a higher dose of the same statin monotherapy in those requiring intensive lipid lowering observed zero deaths (Table 9).^{121,151}

One controlled clinical trial investigated high doses of fluvastatin, pravastatin or simvastatin in combination with ezetimibe 10mg/day versus highdoses of fluvastatin and pravastatin monotherapies in 84 renal transplant patients with hypercholesterolemia and mean baseline LDL-c of 129 mg/dL over a period of one year. No death was noted during the followup period (Table 10).

Vascular death. Four vascular deaths were reported in two trials with 1196 evaluable participants (Table 9).^{42,130} Both trials used simvastatin as combination and monotherapy, and had adequate allocation concealment. Followup duration was 96 weeks in the long-term trial that registered three vascular deaths in 720 participants requiring intensive lipid lowering—all with off treatment LDL-c above 210 mg/dL—yielding an odds ratio of 1.98 (95% CI 0.21, 19.14).⁴² For the two trials, the pooled odds ratio of vascular death was 2.70 (95% CI 0.38, 19.20) (Appendix G, Figure G-5).

One trial of 12-week duration employing adequately concealed treatment allocation, with 121 evaluable participants with mixed 10 year CHD risk, employing fixed dose treatment, permitted a comparison of a lower dose of a particular statin (simvastatin 20 mg/day) plus ezetimibe with a higher dose of the same statin as monotherapy (simvastatin 80 mg/day). This trial randomized an additional number of participants into other treatment arms that registered zero mortality data. Based on a single vascular death, the odds ratio was 8.05 (95% CI 0.16, 407.27).¹³⁰

There was no evidence for the comparative analysis of a specific lower dose statin in combination with ezetimibe versus higher dose of the same statin monotherapy in participants requiring intensive lipid lowering therapy.

Fatal myocardial infarction. Based on a total of 1460 evaluable participants, three trials of less than 24 weeks duration reported four participants developing fatal myocardial infarction (Table 9).^{142,149,156} One trial recruited participants with elevated lipid levels despite low dose atorvastatin,¹⁵⁶ while two exclusively included those with CHD or risk equivalent.^{142,149} Pooled odds were 2.71 (95% CI 0.38, 19.30). Comparative analysis of a specific lower dose statin in combination with ezetimibe versus higher dose of the same statin monotherapy could not be permitted because either higher doses of statins were employed^{142,156} or mixed statins were administered to one of the intervention arms.¹⁴⁹

Any or unspecified myocardial infarction. One 12-week trial in patients admitted to the hospital for a recent coronary event compared simvastatin 40 mg/day in combination with ezetimibe 10 mg/day, with twice the dose of prior statin therapy. Eleven of 424 patients developed myocardial infarction, yielding an odds ratio 1.19 (95% CI 0.36, 3.97).¹⁴⁹

Stroke. In a single trial on 200 evaluable participants with impaired renal function of 24 weeks duration, one participant developed stroke on simvastatin 20 mg/day plus ezetimibe as a combined pill.¹⁶⁶ Compared with simvastatin 20 mg/day plus placebo, the odds ratio was 7.70 (95% CI 0.15, 388.20).

Serious adverse events. Participants experiencing serious adverse events were reported for 27 trials in 13463 evaluable participants (Table 9). Six trials, including 1893 evaluable participants of whom 191 had serious adverse events, were of 24-56 weeks in duration.^{48,121,126,130,166,167} However, odds ratios could not be pooled because of substantial statistical heterogeneity ($I^2 = 56\%$) (Appendix G, Figure G-6). All six trials failed to show a significant difference in SAE with no homogenous trend across the predefined covariates of heterogeneity. There was no obvious indication of funnel plot asymmetry for these trials. Gaudiani et al.'s trial was exclusively in participants with diabetes mellitus,¹²¹ while Landray et al. focused on those with moderate to severe renal impairment.¹⁶⁶ Others recruited more

clinically diverse participants. Five of six trials compared identical statins in combination and monotherapy,^{48,126,130,166,167} and all but one¹²⁶ investigated simvastatin.

Considering all statins and doses over any duration, pooling results of 24 out of 27 trials produced an odds ratio of 1.08 (95% CI 0.88, 1.33). Three short-term trials, none in high CHD risk participants, reported no serious adverse event (Table 9; Appendix G, Figure G-7).^{110,158,168} All but one trial, for which funding was not clearly reported, were funded by pharmaceutical industry.¹⁴² There was no significant lateral asymmetry on the funnel plot, with an Egger's regression intercept of 0.51, and two tailed p-value > 0.1. Although each trial showed no significant difference in SAE, of trials showing a trend in favor of monotherapy, 71% were in high risk participants with most employing similar doses of statins across combination and monotherapies.^{47,112,114,116,121,142,143,149,151,159}

Four trials permitted analysis of a lower dose of a particular statin in combination with a higher dose of the same statin.^{47,121,158,169} Meta-analysis of the three simvastatin-ezetimibe combination and monotherapy (40 mg/day) trials in 927 participants (44 with serious adverse events) produced a nonsignificant odds ratio of 1.64 (95% CI 0.85, 3.19).^{47,121,169} Excluding one trial that used a conditional upward titration of simvastatin,⁴⁷ the odds ratio remained nonsignificant (Table 9).

One trial employing atorvastatin 20 mg/day plus ezetimibe versus atorvastatin in moderately high risk participants and lasting six weeks did not register a single SAE.¹⁵⁸

Cancer. Eleven of a total of 971 participants developed a malignancy while on similar doses of simvastatin in combination and as monotherapy, during two trials of 24 and 48 weeks duration.^{48,166} Pooling yielded a nonsignificant odds ratio of 3.99 (0.71, 22.28), (Table 9). Most trials did not report active surveillance for cancer detection nor how malignancies were defined or detected.

Key Question 2: Do these regimens differ in reaching LDL-targets (or other surrogate markers), short-term side effects, tolerability, and/or adherence?

Study Design and Population Characteristics

Forty-four trials, one of crossover design,¹¹⁹ randomized 22,489 participants to compare statin plus ezetimibe combination with statin monotherapy, and recorded one or more surrogate efficacy or harms outcomes other than serious adverse events or cancer.^{42,46-48,106,109-112,114-119,121,124,126,127,129,130,132,139,140,142-144,146,148,149,151,154,156-159,166-169,181,187,193,194} There was no trial exclusively in females, while three trials exclusively recruited healthy male participants.^{106,109,151} One trial restricted recruitment to participants of African descent¹¹¹ and three restricted recruitment exclusively to those of European descent.^{106,109,181}

A number of trials reported the ethnic composition of the trial population:

- Thirty-one trials reported a mean of 87 percent participants of European descent (range 54 to 100 percent)
- Twenty trials reported a mean of 11 percent participants of African descent (range <1 to 100 percent)
- Nine reported a mean of 4 percent participants of Asian descent (range <1 to 11 percent)

- Twelve trials reported a mean of 7 percent Hispanic population (range 2 to 26 percent). Mean trial duration was 14 weeks, ranging from 1-96 weeks. Across all trials, 42 percent of participants were women (range, 0 to 76 percent). The average of mean ages of participants was 56 years (range, 32 to 66 years). Sixteen trials recruited outpatients,^{42,46-48,117,126,127,129,130,139,151,156,167,181,187,194} while 25 did not report recruitment setting.^{106,109-112,114-116,118,119,121,132,140,142-144,148,154,157-159,166,168,169,193} The mean Jadad score was 3 (range, 1 to 5) and 17 trials had adequate allocation concealment.^{42,48,111,117,118,127,130,144,148,149,154,158,159,166,169,193,194}

Twenty trials, randomizing 7635 participants, were exclusively in participants requiring intensive lipid lowering treatment (i.e. participants with established vascular disease and/or diabetes mellitus and/or baseline LDL-c above 190 mg/dL).^{42,47,112,114-116,119,121,132,140,142-144,146,149,151,157,159,187,194}

Across trials, participants were of diverse clinical characteristics, including exclusively severe hypercholesterolemia (etiology unspecified),¹¹⁹ homozygous familial hypercholesterolemia¹³² familial hypercholesterolemia excluding homozygotes,⁴² diabetes mellitus,^{121,144,194} established vascular disease and/or CHD risk equivalent,^{47,112,114-116,119,140,142,143,146,149,151,157,159,187} impaired renal function,¹⁶⁶ no prior statin exposure,¹⁴⁰ and ethnicity of African descent.¹¹¹ Five trials were exclusively in otherwise healthy hypercholesterolemic participants.^{106,109,110,124,181} Twenty-six trials incorporated a placebo/statin lead-in period in addition to diet, with or without a prior lipid lowering drug washout period.^{42,46-48,111,112,114-116,118,121,126,129,130,132,144,151,156,158,159,166,167,169,187,193,194} Most trials excluded participants with TG over 300-600 mg/dL, patients with recent or unstable vascular disease, uncontrolled diabetes mellitus and hypertension, liver and muscle disease or high ALT, AST, CPK and/or impaired renal function. Nine trials excluded participants with baseline LDL-c over 250 mg/dL,^{48,111,126,127,129,130,142,154,193} one trial excluded those with LDL-c over 160 mg/dL¹⁶⁷ and two excluded high-risk patients with LDL-c over 160 mg/dL.^{112,159} Seven trials used an ezetimibe-statin combination pill,^{112,118,144,149,151,154,193,194} twenty used a placebo added to statin monotherapy,^{42,46,106,111,114-117,119,124,140,143,148,156,158,159,166,167,169,181} and one trial used placebo only in the extension phase of the study.¹²⁶

Table 7. Evidence addressing key question 2 for statin plus ezetimibe versus statin monotherapy comparison

Outcomes	Evidence availability	Key points
Participants attaining ATP III LDL-c targets	Yes	Most trials comparing combinations with monotherapy favored combination therapy. Ezetimibe plus lower dose simvastatin combination therapy was superior to higher dose simvastatin monotherapy, significantly increasing the probability of reaching the LDL-c target in those in need of intensive lipid lowering, in a pooled estimate from 2 trials.
LDL-c	Yes	Two trials in populations requiring intensive lipid lowering (patients with diabetes mellitus) demonstrated a 10% to 20% greater percentage LDL-c reduction for combination therapy (simvastatin plus ezetimibe) compared with higher dose simvastatin monotherapy. Across all populations, lower dose statin in combination therapy caused greater LDL-c reductions than higher dose statin monotherapy.
HDL-c	Yes	A single trial in a group requiring intensive lipid lowering, comparing lower dose simvastatin plus ezetimibe combination therapy with higher dose simvastatin monotherapy, showed no significant difference. Combination therapy produced a significant 1% greater increase in HDL-c than monotherapy when generally similar statin doses (in combination and monotherapies) were compared in participants qualifying for intensive lipid lowering therapy.
TC:HDL-c ratio	Yes	A single trial in a group requiring intensive lipid lowering, comparing a lower dose simvastatin plus ezetimibe combination therapy with higher dose simvastatin monotherapy showed a significant difference favoring combination therapy. Combination therapy produced a greater reduction in TC:HDL ratio in participants requiring intensive lipid lowering therapy when similar or closer statin doses were used in combination and monotherapy.
Measure(s) of atherosclerosis		A single trial over two years showed no significant difference between simvastatin plus ezetimibe compared with same dose of statin monotherapy in change in carotid-intima media thickness
Treatment adherence	Yes	A single trial comparing lower dose simvastatin in combination therapy with higher doses of simvastatin monotherapy found no significant difference. Similarly, comparing similar doses of statins in combination and monotherapies, no differences were measured between the statin plus ezetimibe combination therapy and statin monotherapy.
Participants experiencing at least one adverse event	Yes	No significant difference was noted across statin plus ezetimibe combinations compared with statin monotherapy, including a single trial comparing lower dose simvastatin in combination therapy with a higher dose of simvastatin monotherapy.
Withdrawal due to adverse events	Yes	No significant difference was noted across statin plus ezetimibe combinations compared with statin monotherapy, including comparisons of lower dose statin combination therapy with higher doses of the same statin monotherapy.
Participants developing AST and/or ALT > 3 the upper limit of normal, and/or hepatitis	Yes	No significant difference was noted across statin plus ezetimibe combinations compared with statin monotherapy, including comparisons of lower dose simvastatin combination therapy with higher dose simvastatin monotherapy.
Participants with myalgia		No significant difference was noted across various doses of statin plus ezetimibe combinations compared with statin monotherapy

Participants with CPK above 10 times the upper limit of normal		No significant difference was noted across statin plus ezetimibe combinations compared with statin monotherapy, including comparisons of lower dose simvastatin combination therapy with higher dose simvastatin monotherapy.
Participants with rhabdomyolysis	Yes	No case of rhabdomyolysis was noted in 8125 trial participants across 19 trials.

Abbreviations: ALT = alanine transferase, AST = aspartate transferase, ATP III = Third Adult Treatment Panel of the National Cholesterol Education Program, HDL-c = high density lipoprotein cholesterol, LDL-c = low density lipoprotein cholesterol, TC = total cholesterol, CPK = creatinine phosphokinase

LDL-c Targets and Other Surrogate Markers

Comparing statin plus ezetimibe versus statin monotherapy (lower dose vs. higher dose and various statin doses)

Participants reaching ATP III LDL-c goals. During 23 trials on 15,944 evaluable participants, 11329 participants attained ATP III LDL-c targets (Table 11). The duration of trials ranged from six to 24 weeks with most trials of six- or 12-week duration. Except one, for which sponsorship was not clear, all were pharmaceutical industry sponsored.¹⁴² Substantial statistical heterogeneity ($I^2 = 93$ percent) across trials precluded meta-analysis (Appendix G, Figure G-8). However, in 96 percent of trials, odds significantly favored the statin plus ezetimibe combination. All five trials with point estimates of odds greater than 10 in favor of combination therapy unclearly reported allocation concealment and employed similar doses of statin in both intervention arms.^{114-116,140,167} There was no significant lateral asymmetry on the funnel plot, with an Egger's regression intercept of -0.6, and two tailed p-value > 0.1. One trial comparing combination simvastatin plus ezetimibe with atorvastatin monotherapy in participants with type 2 diabetes mellitus, hemoglobin A1c below 8.5 percent and LDL-c above 100 mg/dL, demonstrated nonsignificant odds ratios when simvastatin 40 mg/day plus ezetimibe was compared with atorvastatin 40 mg/day monotherapy.¹⁴⁴

Restricting the analysis to participants requiring intensive lipid lowering therapy, 18 trials evaluating 7731 participants also demonstrated significant statistical heterogeneity ($I^2 = 90$ percent), precluding pooling of odds ratios (Table 11; Appendix G, Figure G-9). There was no significant lateral asymmetry on the funnel plot, with an Egger's regression intercept of -0.6, and two tailed p-value above 0.1. Sixteen of 18 trials yielded significant odds ratios favoring concomitant statin plus ezetimibe. Trials not demonstrating significant results had more potent statins (atorvastatin and rosuvastatin) in the monotherapy arms.^{144,193}

Three trials, employing fixed dose and conditional statin titration, permitted comparison of a lower dose of a particular statin plus ezetimibe with a higher dose of the same drug as monotherapy. All were in CHD or risk equivalent participants (i.e. those requiring intensive lipid lowering therapy).^{47,121,151} Although all showed a significant advantage of combination therapy over a 12-24 week period, pooling was not possible because of substantial heterogeneity (Table 11; Appendix G, Figure G-10). When Feldman's trial employing conditional titration and demonstrating lower point estimate was excluded, heterogeneity was reduced and pooled odds were 7.21 (95% CI 4.20, 12.08) (Appendix G, Figure G-11).

LDL-c, percentage mean change from baseline. LDL-c data in the form of percentage mean change from baseline was reported for a total of 35 trials including 18,788 evaluable participants.^{42,46-48,109-112,114-118,121,124,126,127,129,130,132,139,140,142-144,154,156,158,159,166-169,193,194}

Followup duration ranged from two to 96 weeks (mean 12 weeks), and 65 percent of trials were six or 12 weeks in length (Table 12).

Across trials, participant characteristics were diverse and included those who were exclusively of African descent,¹¹¹ or of South Asian descent.¹⁶⁸ Participants' health status varied from otherwise healthy,^{109,110,124} to severe hypercholesterolemia,^{42,119,132} established CHD or risk equivalent,^{47,112,114-116,119,121,140,142-144,159,194} or established renal disease.¹⁶⁶

Meta-analysis was not possible given substantial statistical heterogeneity ($I^2 = 97$ percent). Percentage of LDL-c reduction did not show a consistent pattern across the pre-specified covariates of heterogeneity. However, 94 percent of trials demonstrated significant additional percentage reduction from baseline in favor of the statin plus ezetimibe combination ranging from 4 to 27 percent, compared with mostly similar doses of statin monotherapy (Appendix G, Figure G-12). Two trials did not reach statistical significance. One employed an identical low dose of simvastatin in combination as well as monotherapy in South Asians of mixed 10 year CHD risk,¹⁶⁸ while the other compared a titrated dose of simvastatin 40 mg/day plus ezetimibe with the same dose of more potent rosuvastatin monotherapy in a mixed 10 year CHD risk population, 86 percent of whom were of European descent.¹³⁹ There was no significant lateral asymmetry on the funnel plot, with an Egger's regression intercept of 1.6, and two tailed p-value greater than 0.1 (Appendix G, Figure G-12). Except for one trial for which funding was not clearly reported, all 34 were sponsored by the pharmaceutical industry.¹⁴²

Of the 35 trials across different populations, six permitted comparison of lower dose combination simvastatin with a higher dose of it over an average follow up of 14 weeks (range 4 to 26). These six trials demonstrated heterogeneous but significant additional percentage LDL-c reductions ranging from 3 to 20 percent in favor of combination therapy, with the exception of simvastatin 10 mg/day in combination therapy versus 80 mg/day monotherapy in the 12 week Davidson et al. trial (mean difference -0.53, 95% CI -5.39, 4.33).^{47,48,121,130,154,169} One trial that compared lower dose atorvastatin combination therapy with higher dose atorvastatin monotherapy showed a 20 percent significant additional reduction in favor of combination therapy (Table 12).¹⁵⁸ In this subgroup of trials, no lateral asymmetry was evident in the funnel plot (Appendix G, Figure G-13). A further sensitivity analysis without Feldman et al's trial employing conditional titration of simvastatin did not eliminate substantial heterogeneity.

In participants who might require intensive lipid lowering therapy (i.e. participants with CHD and/or risk equivalent disease and/or those with baseline LDL-c ≥ 190 mg/dL), 18 trials with 6601 evaluable participants contributed efficacy data for a statin plus ezetimibe in comparison with statin monotherapy, for all statin doses (Table 12; Appendix G, Figure G-14). Statistical heterogeneity ($I^2 = 94$ percent) precluded meta-analysis. All trials showed significant mean differences in LDL-c percentage change from baseline, in favor of combination therapy. Mean additional percentage reduction ranged from 4 to 27 percent. No significant lateral asymmetry was noted (intercept 0.85, two tailed p-value > 0.1). Heterogeneity was further explored across trials in intensive lipid lowering populations, employing lower dose simvastatin 20 mg/day in combination therapy, with higher dose simvastatin 40mg/day monotherapy. Two trials, one each of fixed¹²¹ and conditional statin titrations,⁴⁷ showed significant additional LDL-c reductions of 20 percent (95% CI -26.60, -14.40) and 10 percent (95% CI --13.19, -6.81) respectively, but heterogeneity remained substantial ($I^2 = 89$ percent), precluding pooling of the two trials (Appendix G, Figure G-15).

HDL-c, percentage mean change from baseline. HDL-c, percentage mean change from baseline was reported for 32 trials on 18143 participants (Table 13).^{42,46-48,109,110,112,114-118,121,124,126,127,129,130,139,140,142,144,154,156,158,159,166-169,193,194}

Participant characteristics were diverse across trials and mean trial duration was 13 weeks (range 2 to 96) with 63 percent trials of six or 12 week followup. No significant lateral asymmetry of the funnel plot was noted (intercept -0.28, two tailed p-value > 0.1) (Appendix G, Figure G-16). Substantial heterogeneity (I^2 -squared, 54 percent) precluded meta-analysis. Thirty one percent of trials demonstrated significant increases in percentage HDL-c ranging from 2-6 percent, in favor of combination therapy. The heterogeneity could not be explained by any of the prespecified covariates, but when the analysis was restricted to trials of lower simvastatin dose in combination therapy versus higher monotherapy simvastatin doses, in trials with fixed doses or fixed titrations, the heterogeneity was eliminated and the pooled mean difference was 0.31 (95% CI -0.89, 1.52). A single trial permitted comparison of atorvastatin 20 mg/day in combination therapy versus 40 mg/day of atorvastatin monotherapy, with a mean difference of 2.40 (95% CI 1.97, 2.83) (Table 13, Appendix G, Figure G-17).

Meta-analysis of the 15 trials in 7020 participants requiring intensive lipid lowering therapy demonstrated a significant increase over baseline of percentage HDL-c with combination therapy compared with monotherapy using a statin of mostly similar doses, mean difference 1.53 (95 percent CI 0.81, 2.24).^{42,47,112,114-116,118,121,140,142,144,159,167,193,194} The pooled estimate was not associated with significant evidence of lateral asymmetry (Eggers intercept -1.06, two tailed p > 0.1) (Appendix G, Figure G-18).

One trial by Gaudiani et al compared fixed doses of simvastatin 20 mg/day in combination therapy with 40 mg/day monotherapy in 210 participants with type 2 diabetes mellitus on stable thiazolidinedione doses, with a baseline LDL-c over 100 mg/dL, some of whom had previously completed a simvastatin trial. This trial provided the only evidence comparing lower dose of a particular statin in combination with ezetimibe against higher dose monotherapy using the same drug.¹²¹ The nonsignificant percentage mean difference was -0.10 (-3.42, 3.22).

Total cholesterol:HDL-c ratio, percentage mean change from baseline. Total cholesterol:HDL-c ratio, percentage mean change from baseline was reported in 20 trials, including 11942 evaluable participants (Table 14).^{48,112,115,118,121,126,127,129,130,139,142,144,154,156,158,159,167,169,193,194}

Followup duration ranged from four to 24 weeks with a mean of nine weeks. Trials included participants with CHD or risk equivalents,^{112,115,121,142,144,159,194} or a mixed risk group. Substantial statistical heterogeneity (I^2 = 96 percent) precluded pooling of data. However, all but the six week trial of Goldberg et al. in participants with diabetes mellitus demonstrated statistically significant additional reductions favoring combination therapy ranging from 3 to 20 percent. Qualitatively, heterogeneity could not be explained in terms of pre-specified covariates. Lateral funnel plot asymmetry was significant (Eggers intercept -5.4, two tailed p = 0.04) (Appendix G, Figure G-19). Restricting the analysis to a comparison of lower statin dose in combination therapy versus higher statin dose monotherapy did not reduce heterogeneity across five simvastatin trials with no consistent direction of mean difference (Appendix G, Figure G-20). One atorvastatin trial comparing 20 mg/day of the drug in combination therapy with higher dose monotherapy, in

moderately high risk participants, showed a significant difference favoring combination therapy (Table 14).

Ten randomized trials evaluating 4677 participants requiring intensive lipid lowering could not be pooled because of substantial statistical heterogeneity ($I^2 = 93$ percent).^{112,115,118,121,142,144,159,167,193,194} Eighty percent of trials were six weeks in duration and all but one¹⁴² reported pharmaceutical industry funding. However, across all trials, statistically significant and consistent additional reductions in percentage change from baseline favoring combination therapy ranged from 3 to 20 percent (Table 14). This heterogeneity could not be explained based on the covariates of allocation concealment, trial duration, or lower compared with higher dose statin in combination and monotherapy respectively versus trials employing similar statin doses across interventions. The funnel plot of this set of trials did not demonstrate lateral asymmetry (Eggers intercept -8.2, two tailed $p > 0.1$) (Appendix G, Figure G-21).

One trial by Gaudiani et al compared fixed doses of simvastatin 20 mg/day plus ezetimibe with simvastatin 40mg/day, in 210 participants with type 2 diabetes mellitus on stable thiazolidinedione doses. These participants had baseline LDL-c above 100 mg/dL, and some had previously completed a simvastatin trial. The percentage mean difference favored combination therapy (-13.50 percent (95% CI -18.22, -8.78) (Table 14).¹²¹

Measure of atherosclerosis. A single placebo-controlled trial of two years duration in 642 evaluable participants with familial hypercholesterolemia and previously untreated LDL-c above 210 mg/dL compared change score from baseline in mean carotid intima-media thickness measured at the common carotid arteries, carotid bulbs, and internal carotid arteries.⁴² Compared with simvastatin 80 mg/day monotherapy, simvastatin 80 mg/day in combination with ezetimibe did not significantly change the arterial wall thickness. The combination therapy group experienced a mean increase of 11.1 μm , in contrast with 5.8 μm in the monotherapy group. The mean difference in change score in carotid intima-media thickness was 0.01 mm (95% CI -0.01, 0.02) (Table 15).

Harms and Treatment Adherence

Comparing statin plus ezetimibe versus statin monotherapy (lower dose vs. higher dose and various statin doses)

Participants adherent to treatment. In twelve trials with a total of 5,625 evaluable participants, 5020 individuals were considered to have adhered to trial medications per investigators' criteria.^{42,46,48,115,127,130,139,142,143,149,156,166} Trial populations were clinically diverse and followup ranged from six to 96 weeks. Five trials did not add a placebo to statin monotherapy and therefore were not blinded,^{48,127,130,139,142} and one trial used a single pill for the combination treatment.¹⁴⁹ The pooled odds ratio, for all types and doses of statins, was 0.97 (95% CI 0.74, 1.27), and the Egger's regression intercept was not significant for lateral asymmetry (0.39, two tailed $p > 0.1$) (Table 16; Appendix G, Figure G-22). Restricting analysis to the three trials of 24 weeks or more in duration, significant odds favoring combination therapy were found for the longest trial of two years duration.^{42,46,166} This trial was blinded and employed a placebo but compared an identical dose of simvastatin in both combination and monotherapy interventions.⁴²

Treatment adherence for 268 evaluable participants with hypercholesterolemia was estimated from a single trial of 12 weeks duration employing lower dose statin plus ezetimibe,

compared with higher dose statin monotherapy without a placebo. No significant differences were noted in treatment adherence with simvastatin 10 to 20 mg/day plus ezetimibe compared with simvastatin 40 to 80 mg/day [OR 0.53 (95% CI 0.21, 1.30)].¹³⁰

Participants with at least one adverse event. Adverse events such as myalgia, hepatitis and elevated CPK, AST or ALT were reported for 21 trials.⁴⁶⁻

^{48,111,112,119,124,126,127,129,130,142,144,154,156,167,168} With 4912 out of 10023 participants experiencing events, the pooled odds ratio was 0.99 (95% CI 0.90, 1.08). Trial populations were clinically diverse and followup ranged from two to 52 weeks. There was no evidence of significant funnel plot asymmetry (Egger's intercept 0.30, two tailed $p > 0.1$) (Table 16; Appendix G, Figure G-23). Trials that were 24 weeks or more in duration likewise failed to detect any difference.^{46,48,126,167,187}

One trial of 23 weeks duration allowed comparison of a lower dose of simvastatin (conditionally titrated) plus ezetimibe with a higher dose of simvastatin monotherapy, in 362 evaluable participants with CHD or risk equivalent disease.⁴⁷ The odds of an individual experiencing any adverse event with combination therapy compared with monotherapy was 1.07 (0.66, 1.73).

Participants withdrawing due to adverse events. In 32 trials with a total of 13667 evaluable participants, 490 individuals withdrew due to adverse events.^{42,46-}

^{48,106,111,112,115,116,118,121,126,127,129,130,132,140,142-144,148,151,154,156,158,159,167-169,187,193,194} Trial populations were clinically diverse and followup ranged from two to 96 weeks with a mean duration of 15 weeks. Two trials of 12 and 24 weeks duration employing simvastatin and pravastatin as combination and monotherapy interventions reported zero withdrawals.^{168,187} The pooled odds ratio for all statin types and doses was 1.20 (95% CI 0.98, 1.46), but the Egger's regression intercept was significant for lateral funnel plot asymmetry (Egger's intercept 0.74, two tailed p value = 0.04) (Table 16; Appendix G, Figure G-24).

The odds ratio for withdrawal from treatment with a lower dose of a statin plus ezetimibe compared with higher dose of the same statin monotherapy was not significant for the atorvastatin and simvastatin trials (Table 16).

Participants with AST and/or ALT above three times the upper limit of normal, and/or hepatitis. In 27 trials reporting this composite outcome, of a total of 15730 evaluable participants, 125 developed laboratory and/or clinical evidence of hepatic dysfunction.⁴⁶⁻

^{48,106,111,115,116,118,119,121,126,127,129,130,132,140,142,144,148,149,154,156,159,167,169,193,194} Trial populations were clinically diverse and followup ranged from two to 52 weeks with an average of 14 weeks. Five trials did not provide estimable odds as no participant had any elements of this composite outcome.^{106,111,116,119,140} The pooled odds ratio, for all statins and doses, was 1.35 (95% CI 0.94, 1.94), while the Egger's regression intercept was 0.7 and not significant for lateral asymmetry (two tailed $p > 0.1$) (Table 16; Appendix G, Figure G-25).

Odds of developing one of the composite outcomes with a lower dose of a particular statin plus ezetimibe compared with the same statin monotherapy could be estimated from five trials employing fixed dose or conditional titration in 1573 evaluable participants with hypercholesterolemia, nine of whom developed laboratory and/or clinical evidence of hepatic dysfunction.^{47,48,121,130,169} Simvastatin 10 mg/day to 20 mg/day in combination therapy compared with simvastatin 40 to 80 mg/day monotherapy yielded an odds ratio of 1.51 (95%

CI 0.40, 5.75). Restricting the meta-analysis to the four trials employing fixed statin dosing yielded an odds ratio of 1.28 (95% CI 0.31, 5.30) (Table 16; Appendix G, Figure G-26 and G-27).^{48,121,130}

Participants with myalgia. Among 15 trials, 125 (2.4 percent) of 5050 evaluable participants reported symptoms of myalgia.^{48,106,109,112,114,124,126,130,140,142,146,154,156,167,181} Trial populations were clinically diverse and followup ranged from one to 52 weeks. In two trials no participants developed myalgia.^{109,146} The pooled odds ratio, for all types and doses of statins, was 0.92 (95% CI 0.64, 1.33), while Egger's regression intercept of 0.25 was not significant for lateral asymmetry (two tailed $p > 0.1$) (Appendix G, Figure G-28).

No trial provided evaluable data comparing a lower dose of a particular statin plus ezetimibe with a higher dose of the same statin monotherapy.

Participants with CPK above 10 times the upper limit of normal. In 32 trials reporting CPK, 39 of a total of 20220 evaluable participants developed elevations in CPK more than 10 times upper limit of normal.^{42,46-48,106,111,112,114-119,121,126,127,129,130,139,140,142,144,148,149,154,156,159,166-169,193} Trial populations were clinically diverse and followup ranged from two to 96 weeks with an average of 14 weeks followup. Seventeen trials did not provide estimable odds as no participant developed CPK elevations to this extent.^{106,112,115-}

^{117,119,129,139,140,142,144,148,149,159,166,167,169} This included a 12 week trial in 133 evaluable participants with previously documented statin associated muscle-related side effects, treated with fluvastatin 80 mg/day in combination and monotherapy.¹⁴⁸ Pooling of 15 trials yielded an odds ratio of 0.78 (95% CI 0.41, 1.49). The Egger's regression intercept of -0.07 was not significant for lateral asymmetry (two tailed $p > 0.1$) (Appendix G, Figure G-29).

Three trials, one with zero participants with elevated CPK,¹⁶⁹ compared lower dose simvastatin plus ezetimibe with higher dose of the same statin monotherapy.^{47,121} Substantial heterogeneity precluded pooling, but in both trials elevated CPK was a rare event. Of the two trials with fixed rather than conditional dose assignment,^{121,169} one yielded an odds ratio of 7.91 (95% CI 0.16, 399.42).¹²¹

Participants with rhabdomyolysis. Nineteen trials reported zero incidence of rhabdomyolysis,^{46-48,111,112,114-116,129,132,142,146,148,154,156,159,167-169} including a 12 week trial in 133 evaluable participants with previously documented statin associated muscle related side effects, treated with Fluvastatin 80 mg/day in both combination and monotherapy.¹⁴⁸ Trial populations were clinically diverse and followup ranged from one to 48 weeks, with an average of 14 weeks. Five trials employed low dose statins in both combination and monotherapies.^{112,114-116,168} Rosuvastatin was investigated in only one trial.¹⁴² Two trials compared lower dose simvastatin plus ezetimibe with higher dose simvastatin monotherapy.^{47,169}

Key Question 3: Compared with higher dose statins, and to one another, do combination regimens differ in benefits and harms within subgroups of patients?

Study Design and Population Characteristics

The availability of trials addressing aspects of question 3 are depicted in Table 8.

Table 8. Availability of evidence addressing key question 3 for statin plus ezetimibe versus statin monotherapy comparison

Condition	All-cause mortality	Vascular Death	Participants reaching ATP III LDL-c targets	LDL-c	HDL-c	TC:HDL-c ratio	Non-HDL-c	TG
LDL-c \geq 190 mg/dL	No available evidence	√	No available evidence	√	√	No available evidence	Not applicable	
Diabetes mellitus	√	No available evidence	√	√	√	√	√	No available evidence
Established vascular disease	√	No available evidence	√	√	√	√	Not applicable	
Cerebrovascular disease	No available evidence	No available evidence	No available evidence	No available evidence	No available evidence	No available evidence		
African descent	√	No available evidence	√	√	√	No available evidence		
Asian descent	No available evidence	No available evidence	No available evidence	No available evidence	No available evidence	No available evidence		
Hispanic descent	No available evidence	No available evidence	√	√	√	No available evidence		
Females	√	No available evidence	√	√	No available evidence	No available evidence		
Age 80 years or more	No available evidence	No available evidence	No available evidence	No available evidence	No available evidence	No available evidence		

Abbreviations: HDL-c = high density lipoprotein cholesterol, LDL-c = low density lipoprotein cholesterol, TC = total cholesterol, TG = triglycerides

Clinical Outcomes

Comparing statin plus ezetimibe versus statin monotherapy (lower dose vs. higher dose and various statin doses)

All-cause mortality.

Participants with diabetes mellitus. Six deaths were reported among six trials, in 3016 evaluable participants with diabetes mellitus. Two trials reported no deaths, including a trial of 24 weeks duration comparing fixed lower dose simvastatin plus ezetimibe with higher dose monotherapy.^{121,193} The pooled odds ratio for the four adequately concealed trials with estimable odds and followup ranging from six to 12 weeks was 0.40 (95% CI 0.08, 2.09) (Table 9; Appendix G, Figure G-30).^{118,144,149,194} Odds were not estimable for a specific lower dose statin plus ezetimibe compared with higher dose statin monotherapy in this subgroup.

Participants with established vascular disease. Ten deaths were reported among six trials in a total of 1963 evaluable participants, all with six to 12 week followup.^{114-116,140,143,149} Three trials reported zero deaths.^{114,116,140} Odds of all-cause mortality were nonsignificant 0.66 (95% CI 0.19, 2.31) for combination therapy versus monotherapy (Appendix G, Figure G-31). Only

one trial reported adequate allocation concealment, for which odds were nonsignificant (Table 9).¹⁴⁹ There was no evidence comparing a specific lower dose combination statin with higher dose monotherapy.

Participants of African descent. No mortality was noted over the six month trial by Rodney et al, using simvastatin 20 mg/day with placebo or ezetimibe in 247 individuals of African descent.¹¹¹ There was no evidence comparing a lower dose statin in combination therapy with higher dose statin monotherapy using the same statin in this subgroup.

Female participants. One of two trials reporting mortality registered two deaths over a 12 week period in a subgroup of 128 females, odds 0.95 (95% CI 0.06, 15.75) (Table 9). There was no evidence providing estimable odds comparing a lower dose statin in combination therapy with higher dose monotherapy using the same statin in this subgroup.

Vascular death.

Participants with baseline LDL-c \geq 190 mg/dL. Three deaths from cardiovascular causes were reported for Kastelein et al's two year trial in 720 randomized participants with familial hypercholesterolemia, with baseline LDL-c above 210 mg/dL. Fixed dose simvastatin 80 mg/day was employed both in combination and monotherapy. The odds ratio of vascular death was 1.98 (95% CI 0.21, 19.14) for the combination therapy, compared with monotherapy.⁴²

LDL-c Targets and Other Surrogate Markers

Comparing statin plus ezetimibe versus statin monotherapy (lower dose vs. higher dose and various statin doses)

Participants reaching ATP III LDL-c goals.

Participants with diabetes mellitus. Nine trials in a total 4340 evaluable participants, with an average of seven weeks followup, reported that 2720 (63 percent) reached ATP III LDL-c goals.^{115,117,118,121,144,149,167,193,194} Most trials employed atorvastatin and simvastatin, in various doses. Significant statistical heterogeneity ($I^2 = 90$ percent) precluded meta-analysis. Six trials demonstrated significant odds in favor of combination treatment ranging from two to 24 (Appendix G, Figure G-32). Trials not demonstrating significant differences employed either more potent statins in the monotherapy arms or several different statins.^{144,149,193} Larger effect sizes favoring combination therapy were associated with similar doses of statins in combination and monotherapy arms.

Gaudiani et al's trial in 70 evaluable participants compared a lower dose of a statin plus ezetimibe with higher dose monotherapy using the same statin. The odds ratio of 4.79 (95% CI 1.72, 13.35) favored the lower dose simvastatin plus ezetimibe combination.

Participants with established vascular disease. Six trials, with 1131 of 1922 evaluable participants achieving ATP III LDL-c goals, could not be pooled due to substantial statistical heterogeneity ($I^2 = 90$ percent) (Appendix G, Figure G-33).^{114-116,140,149,168} However, all six trials showed significant odds ratios in favor of combination treatment, with point estimates ranging from two to 19. Heterogeneity could not be explained across the covariates of allocation

concealment, trial duration, drug dose and funding. There was no evidence comparing any specific lower dose statin plus ezetimibe with higher dose monotherapy.

Participants of African descent. Pearson et al reported subgroup data on participants of African descent on stable statin treatment, who had not previously met ATP III target LDL-c.¹¹⁷ ATP III LDL-c goals were achieved by 109 of 208 evaluable participants of African descent with odds in favor of combination therapy [OR 3.47 (95% CI 1.90, 6.33)]. There was no evidence comparing lower dose statin plus ezetimibe therapy with higher dose statin monotherapy using the same statin.

Participants of Hispanic descent. Pearson et al reported subgroup data on participants of Hispanic descent on stable statin treatment, who had not previously met ATP III target LDL-c.¹¹⁷ ATP III LDL-c goals were achieved by 54 of 113 participants with odds favoring combination treatment, with and odds ratio of 7.82 (95% CI 3.14, 19.45). There was no evidence comparing a specific lower dose statin plus ezetimibe with higher dose statin monotherapy.

Female participants. Two trials in female participants with CHD, of six and 12 weeks followup, using various statin and ezetimibe comparisons, demonstrated 104 of 189 participants reaching ATP III goals. Farnier et al's trial compared low dose simvastatin plus ezetimibe combination with identical doses of simvastatin monotherapy, with a highly significant odds ratio of 17.64 (95% CI 6.86, 45.36). The trial by Reckless et al. detected no significant difference, comparing simvastatin 40 mg/day plus ezetimibe 10 mg/day with twice the dose of previous statin therapy in 76 participants (Table 11; Appendix G, Figure G-34).

LDL-c, percentage mean change from baseline.

Participants with LDL-c above 190 mg/dL. Meta-analysis of two trials in 754 evaluable participants with homozygous and non-homozygous familial hypercholesterolemia yielded a difference in percentage mean change from baseline of -16.50 (95% CI -16.63, -16.37) in favor of combination treatment (Table 12; Appendix G, Figure G-35).^{42,132} Trials lasted 12 and 96 weeks respectively. There was no evidence comparing a specific lower dose statin combination with higher dose monotherapy of the same statin in this subgroup.

Participants with diabetes mellitus. Each of the seven trials with a total of 2627 evaluable participants providing evidence for this subgroup analysis showed significant differences in mean percentage change from baseline favoring combination treatment, with additional percentage LDL-c reduction ranging from 4 to 26 percent (Table 12; Appendix G, Figure G-36).^{118,121,144,154,167,193,194} Substantial heterogeneity ($I^2 = 93$ percent) precluded meta-analysis. Covariates of allocation concealment, trial duration, and statin dose could not explain this heterogeneity. All trials were sponsored by pharmaceutical industry. Lateral asymmetry of the funnel was apparent.

Gaudiani et al's trial provided data evaluable for lower dose statin plus ezetimibe compared with higher doses of the same statin.¹²¹ It compared fixed doses of simvastatin 20 mg/day in combination therapy with simvastatin 40mg/day monotherapy, in 210 participants with type 2 diabetes mellitus and baseline LDL-c over 100 mg/dL, on stable thiazolidinedione

doses, some of whom had previously completed a simvastatin trial. The percentage mean difference favoring combination therapy was -20.50 percent (95% CI -26.60 %, -14.40 %).

Participants with established vascular disease. Across six trials with relevant data, 1503 participants with CHD demonstrated significant differences in mean percentage change from baseline favoring combination treatment, with point estimates in the range of -26.90 to -9.40 (Table 12; Appendix G, Figure G-37).^{114-116,140,143,154} However, trial mean differences data could not be pooled because of heterogeneity ($I^2 = 93$ percent). Covariates of allocation concealment, trial duration, and statin dose could not explain this heterogeneity. All trials were sponsored by pharmaceutical industry. There was no evidence comparing a specific lower dose combination statin with higher dose monotherapy in this subgroup.

Participants of African descent. Meta-analysis of available data from two trials with 515 evaluable participants of African descent were considered for quantitative synthesis, but substantial statistical heterogeneity precluded pooling ($I^2 = 72$ percent). Trials employed different statins in combination and monotherapy arms. However, both trials were associated with significant differences in mean percentage change from baseline favoring combination treatment; -17.20 percent (95% CI -21.13 %, -13.27 %) and -23.00 percent (95% CI -27.55 %, -18.45) over a 12 and six week period respectively (Table 12; Appendix G, Figure G-38).^{111,117} There was no evidence comparing a specific lower dose statin plus ezetimibe with higher dose monotherapy using the same statin in either subgroup. Farnier et al.'s trial that evaluated one patient in each of the low dose simvastatin plus ezetimibe combination and simvastatin monotherapy treatment arms could not be considered for pooling because there was no measure of dispersion. Their trial reported 65 percent reduction from baseline in mean LDL-c with combination therapy and 0.67 percent increase with monotherapy over six weeks in the two patients with CHD.¹¹⁴

Participants of Hispanic descent. Pearson et al. reported subgroup data on participants of Hispanic descent on stable statin treatment who had not previous met ATP III target LDL-c.¹¹⁷ Over a six week followup, 147 Hispanic participants on ongoing statin therapy were randomized to add-on ezetimibe and placebo. The difference in mean percentage change from baseline was -21.10 (-27.16, -15.04) in favor of combination therapy. There was no evidence comparing a specific lower dose statin plus ezetimibe with higher dose statin monotherapy.

Female participants. Three trials in this subgroup compared simvastatin-ezetimibe combination therapy with simvastatin monotherapy over 4 to 12 weeks. The trial population was mixed^{130,169} or high risk,¹¹⁴ with the greatest significant additional reduction (up to 24 percent) in percentage LDL-c evident in females with prior CHD using combination therapy, compared with similar statin dose monotherapy. Mean percentage reductions varied from 13 to 24 percent and all significantly favored combination treatment. Substantial heterogeneity precluded meta-analysis. Heterogeneity persisted when the two trials permitting lower combination simvastatin comparison with higher dose simvastatin monotherapy in mixed risk population were analyzed separately ($I^2 = 63$ percent) – trials were inconsistent in the direction of effect estimate (Table 12; Appendix G, Figures G-39 and G-40).^{130,169}

HDL-c, percentage mean change from baseline.

Participants with LDL-c above 190 mg/dL. Kastelein et al's two year trial in 720 randomized participants with familial hypercholesterolemia yielded a nonsignificant difference in percentage mean increase of 2.40 percent (95% CI -0.23 percent, 5.03 percent) (Table 13). Fixed dose simvastatin 80 mg was compared in combination and monotherapy.⁴²

Participants with diabetes mellitus. Six trials in 2790 participants with diabetes could not be pooled, given substantial statistical heterogeneity ($I^2 = 55$ percent).^{118,121,144,167,193,194} Followup duration ranged from six to 24 weeks (mean 10 weeks). Heterogeneity could not be explained on the basis of statin dose, sponsorship, adequacy of allocation concealment or trial duration. Differences in mean ranged from -0.8 to 4 percent, with varying statistical significance. There was no obvious evidence of lateral asymmetry of the funnel plot ((Table 13; Appendix G, Figure G-41). Gaudiani et al's trial provided data comparing lower dose statin plus ezetimibe with higher doses of the same statin.¹²¹ It compared fixed doses of simvastatin 20 mg/day plus ezetimibe with simvastatin 40mg/day in 210 participants with type 2 diabetes mellitus on stable thiazolidinedione doses, and baseline LDL-c over 100 mg/dL, some of whom had previously completed a simvastatin trial. The percentage mean difference was -0.10 percent (95% CI -3.42, 3.22).

Participants with established vascular disease. A total of 924 evaluable participants with established CHD were analyzed in three randomized trials of less than 12 weeks duration, sponsored by the pharmaceutical industry and with unclear reporting of allocation concealment (Table 13).^{114,116,140} The pooled difference in means was nonsignificant, 0.04 (95% CI -1.63, 1.72). Similar statin doses were employed in both combination and monotherapy. There was no evidence comparing a specific lower dose statin in combination therapy with higher dose monotherapy in this subgroup.

Participants of African and Hispanic descent. Pearson et al. reported subgroup data on participants of African and Hispanic descent (Table 13). Participants on ongoing statin therapy were randomised to add-on ezetimibe or placebo. The mean differences in percentage change in HDL-c were 3.30 percent (95% CI 0.35, 6.25) in participants of African descent, and 0.30 percent (95% CI -3.64, 4.24) in those of Hispanic descent.¹¹⁷ There was no evidence comparing a specific lower dose combination statin with higher dose monotherapy in both subgroups.

Total cholesterol:HDL-c ratio, percentage mean change from baseline.

Participants with diabetes mellitus. Six pharmaceutical industry sponsored trials of a mean of eight week followup (range 6 to 24 weeks) with 2790 evaluable participants yielded this ratio. Statistical heterogeneity between trials precluded meta-analysis ($I^2 = 90$ percent). The individual mean differences in percentage change from baseline consistently and significantly favored combination therapy, with point estimates in the range of -17.30 to -3.4. The heterogeneity could not be explained based on duration, statin type and dosage, and adequacy of allocation concealment (Table 14). With this small number of trials, the funnel plot was suggestive of lateral asymmetry (Fig G-42). Gaudiani et al's trial provided data comparing lower dose statin plus ezetimibe with higher doses of the same statin.¹²¹ It compared fixed

doses of simvastatin 20 mg/day plus ezetimibe with simvastatin 40mg/day in 210 participants with type 2 diabetes mellitus on stable thiazolidinedione doses, and baseline LDL-c over 100 mg/dL, some of whom had previously completed a simvastatin trial. The percentage mean difference was -13.50 percent (95% CI -18.22, -8.78).

Participants with established vascular disease. A single six week trial by Cruz-Fernandez et al randomized participants with established CHD on prior low dose atorvastatin therapy to ezetimibe or placebo (Table 14). A significant mean difference in percentage change from baseline of -19.90 percent (95% CI -22.31, -17.49) was noted in favor of combination treatment.¹¹⁵

Non-HDL-c, percentage mean change from baseline.

Participants with diabetes mellitus. Six pharmaceutical industry sponsored trials of a mean of eight week followup (range 6 to 24 weeks) with 2790 evaluable participants yielded this outcome (Table 17). Statistical heterogeneity between trials precluded meta-analysis ($I^2 = 94$ percent). The individual mean differences in percentage change from baseline consistently and significantly favored combination therapy, with additional non-HDL-c reductions of 4 to 24 percent. Compared with trials reporting adequate allocation concealment and employing relatively more potent statins for monotherapy, there was a trend of higher point estimates associated with trials with allocation poorly concealed or reported, or less potent statin monotherapy.^{118,121,167,194} With this small number of trials, the funnel plot was suggestive of lateral asymmetry (Appendix G, Figure G-43). There was no analyzable evidence comparing a specific lower dose statin in combination therapy with higher dose monotherapy.

Strength of Evidence

The strength of the available evidence was assessed as GRADE (Grading of Recommendations Assessment, Development and Evaluation)²²⁵ for the key outcomes all-cause mortality, vascular death, serious adverse events and achieving ATP-III target LDL-c. Results generated using the GRADEpro software are presented in Tables H-1 to H-11 (Appendix H) can be summarized as follow:

1. Based on studies in participants requiring intensive lipid lowering therapy and comparing the combination of lower dose simvastatin plus ezetimibe to higher dose simvastatin, GRADE was “very low” for all cause mortality (2 trials) and participants reaching ATP III LDL-c goals (3 trials) (Appendix H, Table H-1).
2. Based on studies in participants requiring intensive lipid lowering therapy and comparing the combination of any dose statin plus ezetimibe to any dose statin, GRADE was “very low” for all cause mortality (14 trials), vascular death (1 trial) and participants reaching ATP III LDL-c goals (18 trials) (Appendix H, Table H-2).
3. Based on a single study in participants with baseline LDL-c above 190 mg/dL, GRADE was “very low” for vascular death for the combination of any dose statin plus ezetimibe compared to any dose statin (Appendix H, Table H-3).
4. Based on studies in participants with diabetes mellitus and comparing the combination of any dose statin plus ezetimibe to any dose statin, GRADE was “very low” for all

- cause mortality (6 trials) and participants reaching ATP III LDL-c goals (9 trials) (Appendix H, Table H-4).
5. Based on six studies in participants with established vascular disease, GRADE was “very low” for all cause mortality and participants reaching ATP III LDL-c goals for the combination of any dose statin plus ezetimibe compared to any dose statin (Appendix H, Table H-5).
 6. Based on a single study in participants of African descent, GRADE was “very low” for all cause mortality and participants reaching ATP III LDL-c goals for the combination of any dose statin plus ezetimibe compared to any dose statin (Appendix H, Table H-6).
 7. Based on a single study in participants of Hispanic descent, GRADE was “very low” for participants reaching ATP III LDL-c goals for the combination of any dose statin plus ezetimibe compared to any dose statin (Appendix H, Table H-7).
 8. Based on two studies in female participants, GRADE was “very low” for all cause mortality and participants reaching ATP III LDL-c goals for the combination of any dose statin plus ezetimibe compared to any dose statin (Appendix H, Table H-8).
 9. Based on studies in participants regardless of baseline risk and comparing the combination of lower dose simvastatin plus ezetimibe to higher dose simvastatin, GRADE was “very low” for all cause mortality (3 trials), vascular death (1 trial), serious adverse events (3 trials) and participants reaching ATP III LDL-c goals (3 trials) (Appendix H, Table H-9).
 10. Based on studies in participants followed up for more than 24 weeks and comparing the combination of any dose statin plus ezetimibe to any dose statin, GRADE was “very low” for all cause mortality (4 trials), vascular death (1 trial), and serious adverse events (6 trials) (Appendix H, Table H-10).
 11. Based on studies in participants regardless of baseline risk and comparing the combination of any dose statin plus ezetimibe to any dose statin, GRADE was “very low” for all cause mortality (24 trials), vascular death (2 trials), serious adverse events (27 trials) and participants reaching ATP III LDL-c goals (23 trials) (Appendix H, Table H-11).

Evidence Summary Tables: Statin Plus Ezetimibe Combination Therapy Versus Statin Monotherapy

Table 9. Quantitative syntheses of long-term outcomes (clinical, serious adverse events and cancer) for ezetimibe plus statin combination therapy compared with statin monotherapy

Ezetimibe long-term outcomes	Number of trials reporting outcome	Number in relevant treatment groups	Number of participants with events	Odds ratio	Lower CI	Upper CI
All-cause mortality						
All trials, ≥ 24 weeks followup ^{48,121,126,166}	4	1428	3 (analyzable data from a single trial)	7.51	0.38	147.37
All trials ^{48,110,111,114-118,121,126,127,129,140,142-144,149,151,158,159,166,169,193,194}	24	14407	18	0.95	0.37	2.41
All trials with adequate allocation concealment ^{48,111,117,118,127,144,149,158,159,166,169,193,194}	13	11113	15	1.07	0.38	2.99
All trials investigating lower dose of statin in combination versus higher dose of the same as monotherapy <i>Simvastatin</i> ^{121,151,169}	3	539	0	-	-	-
All trials investigating lower dose of statin in combination versus higher dose of the same as monotherapy <i>Atorvastatin</i> ¹⁵⁸	1	194	0	-	-	-
Participants requiring intensive lipid lowering therapy ^{114-116,118,121,140,142-144,149,151,159,193,194}	14	6275	15	0.61	0.22	1.71
Participants requiring intensive lipid lowering therapy - Adequate allocation concealment ^{118,144,149,159,193,194}	6	3687	12	0.64	0.20	2.04
Participants requiring intensive lipid lowering therapy - lower dose of statin in combination versus higher dose of the same as monotherapy <i>Simvastatin</i> ^{121,151}	2	439	0	-	-	-
Participants with diabetes mellitus ^{118,121,144,149,193,194}	6	3016	6	0.40	0.08	2.09
Participants with diabetes mellitus, trials with adequate allocation concealment ^{118,144,149,193,194}	5	2802	6	0.40	0.08	2.09
Participants with established vascular disease ^{114-116,140,143,149}	6	1963	10	0.66	0.19	2.31
Participants with established vascular disease, adequate allocation concealment ¹⁴⁹	1	424	8	0.99	0.24	4.01
Participants of African descent ¹¹¹	1	247	0			
Female participants only	2	128	2	0.95	0.06	15.75

Ezetimibe long-term outcomes	Number of trials reporting outcome	Number in relevant treatment groups	Number of participants with events	Odds ratio	Lower CI	Upper CI
Vascular death						
All trials \geq 24 weeks followup ⁴²	1	720	3	1.98	0.21	19.14
All trials ^{42,130}	2	1196	4	2.70	0.38	19.20
All trials with adequate allocation concealment ^{42,130}	2	1196	4	2.70	0.38	19.20
<i>Simvastatin</i> - lower dose (20mg/day) combination therapy versus higher dose (80 mg/day) monotherapy ¹³⁰	1	121	1	8.05	0.16	407.27
Participants requiring intensive lipid lowering therapy, with LDL-c \geq 190 mg/dL ⁴²	1	720	3	1.98	0.21	19.14
Fatal Myocardial Infarction						
All trials ^{142,149,156}	3	1460	4	2.71	0.38	19.30
Unspecified Myocardial Infarction						
All trials ¹⁴⁹	1	424	11	1.19	0.36	3.97
Stroke (ischemic and/or hemorrhagic)						
Stroke ¹⁶⁶	1	200	1	7.70	0.15	388.20
Serious Adverse Event(s)						
All trials, \geq 24 weeks followup ^{48,121,126,130,166,167}	6	1893	191	-	-	-
All trials ^{47,48,110-112,114-116,118,121,126,130,140,142-144,149,151,154,156,158,159,166-169,193}	27	13463	489	1.08	0.88	1.33
<i>Simvastatin</i> Lower dose statin in combination therapy versus higher dose monotherapy Fixed dose only ^{121,169}	2	314	9	4.85	0.84	28.00
<i>Simvastatin</i> Lower dose statin in combination therapy versus higher dose monotherapy Fixed and/or conditional titration ^{47,121,169}	3	927	44	1.64	0.85	3.19
<i>Atorvastatin</i> Lower dose statin in combination therapy versus higher dose monotherapy Fixed dose only ¹⁵⁸	1	194	0	-	-	-
Cancer						
All trials ^{48,166}	2	971	11	3.99	0.71	22.28

Abbreviations: CI = 95% confidence interval, LDL-c = low density lipoprotein-c

Table 10. Summary of non-randomized evidence on ezetimibe plus statin combination therapy compared with statin monotherapy

Trial	Design Duration Downs and Black score	Patients (LDL-c mg/dL)	Monotherapy	Combination Therapy	Results	Limitations	Applicability	Conclusion
Türk (2008) ⁸⁶ Trial country NR Sponsor NR	CCT 1 year 19/28	84 renal transplant patients with hypercholesterolemia on high dose statins Mean baseline LDL-c = 129 mg/dL	High doses of fluvastatin or pravastatin n = 28	High doses of fluvastatin or pravastatin or simvastatin plus ezetimibe 10 mg/day n = 56	No death Other clinical outcomes of interest, SAE and cancer not reported	Excluded participants likely to experience liver or muscle related AEs Study was not powered for the outcome of mortality	Applicability restricted to renal transplant patients	Results are inconclusive

Abbreviations: AEs = adverse events, CCT = controlled clinical trial, LDL-c = low density lipoprotein-c, n = number in treatment arm, NR = not reported, SAE = serious adverse event

Table 11. Quantitative syntheses of incidence of participants attaining ATP III LDL-c targets, for ezetimibe plus statin combination therapy compared with statin monotherapy

	Number of trials reporting outcome	Number of participants in relevant treatment groups	Number of participants with events	Odds ratio	Lower CI	Upper CI
Relative probability of attaining ATP III LDL-c goal						
All trials ^{47,112,114-118,121,126,127,129,130,140,142,144,148,149,151,156,167,168,193,194}	23	15944	11329	-	-	-
Participants requiring intensive lipid lowering therapy ^{47,112,114-118,121,140,142,144,148,149,151,167,168,193,194}	18	7731	5342	-	-	-
<i>Simvastatin</i> Lower dose statin in combination versus higher dose monotherapy Participants requiring intensive lipid lowering therapy ^{47,121,151}	3	652	386	-	-	-
<i>Simvastatin</i> Lower dose statin in combination versus higher dose monotherapy fixed dose and/or fixed titration only Participants requiring intensive lipid lowering therapy ^{121,151}	2	295	149	7.21	4.30	12.08
Participants with diabetes mellitus ^{115,117,118,121,144,149,167,193,194}	9	4340	2720	-	-	-
<i>Simvastatin</i> Lower dose statin in combination versus higher dose monotherapy Participants with diabetes mellitus ¹²¹	1	70	41	4.79	1.72	13.35
Participants with established vascular disease ^{114-116,140,149,168}	6	1922	1131	-	-	-
Participants of Hispanic descent ¹¹⁷	1	113	54	7.82	3.14	19.45
Participants of African descent ¹¹⁷	1	208	109	3.47	1.90	6.33
Female participants only	2	189	104	-	-	-

Abbreviations: ATP III = Third Adult Treatment Panel of the National Cholesterol Education Program, CI = 95% confidence interval, LDL-c = low density lipoprotein cholesterol

Table 12. Quantitative syntheses of LDL-c data, for ezetimibe plus statin combination therapy compared with statin monotherapy

	Number of trials reporting outcome	Number of participants in relevant treatment groups	Point Estimate	Lower CI	Upper CI
Difference in mean LDL-c percentage change from baseline (%)					
All trials ^{42,46-48,109-112,114-118,121,124,126,127,129,130,132,139,140,142-144,154,156,158,159,166-169,193,194}	35	18788	-	-	-
<i>Simvastatin</i>					
Lower dose statin in combination therapy versus higher dose monotherapy across all populations ^{47,48,121,130,154,169}	6	1942	-	-	-
<i>Atorvastatin</i>					
Lower dose statin in combination therapy versus higher dose monotherapy across all populations ¹⁵⁸	1	184	-19.90	-25.17	-14.63
Participants requiring intensive lipid lowering therapy ^{42,47,112,114-116,118,121,132,140,142-144,154,159,167,193,194}	18	6601	-	-	-
<i>Simvastatin</i>					
Lower dose statin in combination therapy versus higher dose monotherapy Participants requiring intensive lipid lowering therapy ^{47,121}	2	567	-	-	-
Participants with baseline LDL-c>190 mg/dL ^{42,132}	2	754	-16.50	-16.63	-16.37
Participants with diabetes mellitus ^{118,121,144,154,167,193,194}	7	2627	-	-	-
Participants with diabetes mellitus <i>Simvastatin</i>					
Lower dose statin in combination versus higher dose monotherapy ¹²¹	1	210	-20.50	-26.60	-14.40
Participants with vascular disease ^{114-116,140,143,154}	6	1503	-	-	-
All participants of African descent ^{111,114,117}	3	517	-	-	-
All participants of Hispanic descent ¹¹⁷	1	147	-21.10	-27.16	-15.04
Female participants only ^{114,130,169}	3	456	-	-	-
Female participants only <i>Simvastatin</i>					
Lower dose statin in combination versus higher dose monotherapy ^{130,169}	2	186	-	-	-

Abbreviations: CI = 95% confidence interval, LDL-c = low density lipoprotein cholesterol

Table 13. Quantitative syntheses of HDL-c data, for ezetimibe plus statin combination therapy compared with statin monotherapy

	Number of trials reporting outcome	Number of participants in relevant treatment groups	Point estimate	Lower CI	Upper CI
Difference in mean HDL-c percentage change from baseline (%)					
All trials ^{42,46-48,109,110,112,114-118,121,124,126,127,129,130,139,140,142,144,154,156,158,159,166-169,193,194}	32	18143	-	-	-
<i>Simvastatin</i>					
Lower dose statin in combination therapy versus higher dose monotherapy – all participants ^{48,121,130,154,169}	5	1585	0.31	-0.89	1.52
<i>Atorvastatin</i>					
Lower dose statin in combination therapy versus higher dose monotherapy – moderately high risk ¹⁵⁸	1	184	2.40	1.97	2.83
Participants requiring intensive lipid lowering therapy ^{42,47,112,114-116,118,121,140,142,144,159,167,193,194}	15	7020	1.53	0.81	2.24
<i>Simvastatin</i>					
Lower dose statin in combination therapy versus higher dose monotherapy Participants requiring intensive lipid lowering therapy (diabetes mellitus) ¹²¹	1	210	-0.10	-3.42	3.22
Participants with LDL-c > 190 mg/dL ⁴²	1	720	2.40	-0.23	5.03
Participants with diabetes mellitus ^{118,121,144,167,193,194}	6	2790	-	-	-
Participants with vascular disease ^{114,116,140}	3	924	0.04	-1.63	1.72
All participants of African origin ¹¹⁷	1	267	3.30	0.35	6.25
All participants of Hispanic origin ¹¹⁷	1	147	0.30	-3.64	4.24

Abbreviations: CI = 95% confidence interval, HDL-c = high density lipoprotein cholesterol, LDL-c = low density lipoprotein cholesterol

Table 14. Quantitative syntheses of TC:HDL-c ratio data, for ezetimibe plus statin combination therapy compared with statin monotherapy

	Number of trials	Number of participants in relevant intervention groups	Point estimate	Lower CI	Upper CI
Difference in mean TC:HDL-c ratio percentage change from baseline					
All trials ^{48,112,115,118,121,126,127,129,130,139,142,144,154,156,158,159,167,169,193,194}	20	11942	-	-	-
Lower dose simvastatin in combination therapy versus higher dose simvastatin monotherapy ^{48,121,130,154,169}	5	1585	-	-	-
Lower dose atorvastatin in combination therapy versus higher dose atorvastatin monotherapy ¹⁵⁸	1	184	-13.00	-17.61	-8.39
Participants in need of intensive lipid lowering therapy ^{112,115,118,121,142,144,159,167,193,194}	10	4677	-	-	-
<i>Simvastatin</i>					
Lower dose simvastatin in combination therapy versus higher dose simvastatin monotherapy Fixed dosing	1	210	-13.50	-18.22	-8.78
Participants with diabetes mellitus ¹²¹					
All participants with diabetes mellitus ^{118,121,144,167,193,194}	6	2790	-	-	-
Participants with vascular disease ¹¹⁵	1	444	-19.90	-22.31	-17.49

Abbreviations: CI = 95% confidence interval, HDL-c = high density lipoprotein cholesterol, LDL-c = low density lipoprotein cholesterol, TC = total cholesterol

Table 15. Quantitative synthesis of carotid intima-media thickness data, for ezetimibe plus statin combination therapy compared with statin monotherapy

	Number of trials reporting outcome	Number of participants in relevant treatment groups	Point estimate	Lower CI	Upper CI
Mean difference in CIMT change score (mm)					
All trials ⁴²	1	680	0.01	-0.01	0.02

Abbreviations: CI = 95% confidence interval, CIMT = carotid intima-media thickness

Table 16. Quantitative syntheses of short-term harms and adherence to treatment, for ezetimibe plus statin combination therapy compared with statin monotherapy

Ezetimibe short-term harms and adherence	Number of trials reporting outcome	Number of participants in relevant treatment groups	Number of participants with events	Odds ratio	Lower CI	Upper CI
Adherence to treatment						
All trials 42,46,48,115,127,130,139,142,143,149,156,166	12	5625	5020	0.97	0.74	1.27
<i>Simvastatin</i>						
Lower dose statin in combination therapy versus higher dose monotherapy ¹³⁰	1	268	242	0.53	0.21	1.30
Participants experiencing at least one adverse event						
All trials ⁴⁶⁻ 48,111,112,119,124,126,127,129,130,142,144,149,151,154,156,159,167,168,187	21	10023	4912	0.99	0.90	1.08
<i>Simvastatin</i>						
Lower dose statin in combination therapy versus higher dose monotherapy Conditionally titrated dose (Fixed or conditional titration) ⁴⁷	1	362	242	1.07	0.66	1.73
Withdrawal due to an adverse event						
All trials ^{42,46-} 48,106,111,112,115,116,118,121,126,127,129,130,132,140,142-144,148,151,154,156,158,159,167-169,187,193,194	32	13667	490	1.20	0.98	1.46
<i>Simvastatin</i>						
Lower dose statin in combination therapy versus higher dose monotherapy Fixed dose ^{121,130,169}	3	582	27	1.43	0.49	4.23
<i>Simvastatin</i>						
Lower dose statin in combination therapy versus higher dose monotherapy Fixed dose or conditionally titrated ^{47,121,130,169}	4	1195	59	1.13	0.57	2.25
<i>Atorvastatin</i>						
Lower dose statin in combination therapy versus higher dose monotherapy Fixed dose ^{121,130,169}	1	194	2	0.20	0.01	4.22
AST and/or ALT ≥ 3 times the upper limit of normal, and/or hepatitis						
All trials ⁴⁶⁻ 48,106,111,115,116,118,119,121,126,127,129,130,132,140,142,144,148,149,154,156,159,167,169,193,194	27	15730	125	1.35	0.94	1.94
<i>Simvastatin</i>						
Lower dose statin in combination therapy versus higher dose monotherapy – fixed dose or fixed titration ^{48,121,130,169}	4	971	8	1.28	0.31	5.30

Ezetimibe short-term harms and adherence	Number of trials reporting outcome	Number of participants in relevant treatment groups	Number of participants with events	Odds ratio	Lower CI	Upper CI
<i>Simvastatin</i> Lower dose statin in combination therapy versus higher dose monotherapy – conditional or fixed titrations or fixed dose ^{47,48,121,130,169}	5	1573	9	1.51	0.40	5.75
Myalgia						
All trials ^{48,106,109,112,114,124,126,130,140,142,146,154,156,167,181}	15	5050	125	0.92	0.64	1.33
CPK ≥ 10 times the ULN						
All trials ^{42,46-48,106,111,112,114-119,121,126,127,129,130,139,140,142,144,148,149,154,156,159,166-169,193}	32	20220	39	0.78	0.41	1.47
<i>Simvastatin</i> Lower dose statin in combination therapy versus higher dose monotherapy—fixed dose or fixed titration ^{47,169}	2	313	1	7.91	0.16	399.42
<i>Simvastatin</i> Lower dose statin in combination therapy versus higher dose monotherapy ^{47,121,169}	3	915	3	-	-	-
Rhabdomyolysis (investigator defined)						
All trials ^{46-48,111,112,114-116,129,132,142,146,148,154,156,159,167-169}	19	8125	0	-	-	-
<i>Atorvastatin</i> Lower dose statin in combination therapy versus higher dose monotherapy ¹⁵⁹	1	564	0	-	-	-
<i>Simvastatin</i> Lower dose statin in combination therapy versus higher dose monotherapy ^{47,169}	2	713	0	-	-	-

Abbreviations: ALT = alanine transaminase, AST = aspartate transaminase, CI = 95% confidence interval, CPK = creatinine phosphokinase, HDL-c = high density lipoprotein cholesterol, LDL-c = low density lipoprotein cholesterol, TC = total cholesterol, ULN = upper limit of normal

Table 17. Quantitative syntheses of non-HDL-c, for ezetimibe plus statin combination therapy compared with statin monotherapy

	Number of trials	Number of participants in relevant intervention groups	Point estimate	Lower CI	Upper CI
Difference in mean non-HDL-c percentage change from baseline					
All trials ^{118,121,144,167,193,194}	6	2790	-	-	-

Abbreviations: CI = 95% confidence interval, HDL-c = high density lipoprotein cholesterol

Statin Plus Fibrate Combination Therapy Versus Statin Monotherapy

Overview of Included Studies

A total of 11 randomized controlled trials evaluated the relative efficacy and/or harms of the combination of statins plus fibrates (fenofibrate 200mg/day, gemfibrozil 1200 mg/day) versus statin monotherapy in a total of 1991 participants (Table 3; Appendix F, Tables F-9 to F-16).^{50,120,123,125,134,145,160,161,188,192,195} One included non-randomized study addressed this particular comparison (Table 4).⁸⁷ Two randomized trials had one or more companion reports of the same trial (Table 5).^{160,220} Data from the report with the longest available duration were used for analysis, and one of the companion reports was considered for trial referencing.

Three trials were conducted in multiple centers,^{120,125,134} and five in a single center,^{50,145,188,192,195} while this information was not reported for three trials.^{123,160,161} Three of 11 trials were partially or completely sponsored by the pharmaceutical industry,^{125,134,145} one study explicitly reported being conducted independently of industry funding,¹⁶⁰ and reports of seven trials did not disclose funding sources.^{50,120,123,161,188,192,195} Mean Jadad score was 2 (range 1 to 3). Two trials were reported to be appropriately randomized,^{50,160} while five used an appropriate method for double blinding.^{120,123,134,145,192} Allocation concealment was adequate in two trials^{50,160} and five trials used intention-to-treat analysis.^{123,145,160,161,192}

Trials were distributed by geographical region as follows:

- North America - two trials^{120,145}
- Europe - eight trials^{50,123,125,134,160,161,188,192}
- Asia - one trial¹⁹⁵

Reporting of participants' ethnicity was provided in three trials as follows:

- European descent (97 to 100 percent)^{120,123,125}
- Hispanic descent (6.5 percent)¹²⁰
- African descent (2.8 percent)¹²⁰

Power analyses regarding the primary outcome measures were reported for no trials, and except for three trials,^{134,188,192} active clinical adverse event data collection was either not reported or unclear.

Key Question 1: For patients who require intensive lipid-modifying therapy, what are the comparative long-term benefits, and rates of serious adverse events of coadministration of different lipid-modifying agents (i.e. a statin plus another lipid-modifying agent) compared with higher dose statin monotherapy?

Study Design and Population Characteristics

One or more clinical outcomes or serious adverse events were reported for five trials, none using crossover design, that randomized 990 participants to compare a fibrate-statin combination with statin monotherapy (Table 21; Appendix F, Table F-9).^{120,123,125,134,188}

Three trials provided information on participants' descent, with a mean of 90 to 100 percent of participants of European descent,^{120,123,125} 2.8 percent of African descent,¹²⁰ and 6.5 percent of Hispanic descent.¹²⁰

No trial was conducted exclusively in a single gender. On average, 45 percent of participants were female (range 33 to 50 percent). The average of mean ages of participants was 55 years (range of mean ages, 49 to 60 years). Three trials recruited outpatients,^{125,134,188} while two trials did not report recruitment setting. The mean Jadad score was 2 (range 1 to 3) and one trial had adequate allocation concealment.¹²⁰ Two trials were exclusively in participants requiring intensive lipid lowering treatment (i.e. participants with established vascular disease and/or diabetes mellitus and/or baseline LDL-c above 190 mg/dL).^{125,134} These two trials randomized 297 participants.

Participants in these five trials were of heterogeneous characteristics, including those with familial combined hypercholesterolemia,^{120,188} diabetes mellitus,¹²⁵ established vascular disease and/or CHD risk equivalent and/or diabetes mellitus,¹²³ and prior statin exposure.^{120,123} Most trials excluded participants with triglycerides above 300 to 600 mg/dL, patients with recent or unstable vascular disease, uncontrolled diabetes mellitus and hypertension, liver or muscle disease or high ALT, AST or CPK, or impaired renal function. No trial reported employing a fibrate-statin combination as a combined pill.

Table 18. Evidence addressing key question 1 for statin plus fibrate versus statin monotherapy comparison

Outcomes	Extractable data availability	Key points of evidence synthesis
All-cause mortality	Yes	Three trials used the same statins in combination therapy and monotherapy, one with higher dose monotherapy. A significant difference was not observed among participants with mixed risk factors. These trials reported 3 deaths in 339 evaluable participants.
Vascular death	No	
Fatal myocardial infarction (MI)	Yes	Two trials used the same statin and same dose in combination therapy and monotherapy. A significant difference was not observed among participants with mixed risk factors. These trials reported 1 fatal MI in 194 evaluable participants.
Non-fatal MI	Yes	One trial compared combination therapy with same statin and same dose monotherapy in participants with diabetes mellitus. No events were reported. This trial reported no events in 48 evaluable participants.
Any or unspecified MI	Yes	One trial compared combination therapy with the same statin and same dose monotherapy in participants with diabetes mellitus. No events were reported. This trial reported no events in 48 evaluable participants.
Acute coronary syndrome (ACS) (encompassing unstable angina or acute MI)	Yes	One trial compared combination therapy with same statin and same dose monotherapy in participants with diabetes mellitus. No events were reported. This trial reported no events in 48 evaluable participants.
Any cerebrovascular event	No	
Hemorrhagic stroke	No	
Ischemic stroke	No	
Any or unspecified stroke	No	
Transient ischemic attack (TIA)	No	
Carotid endarterectomy (CEA)	No	
Percutaneous coronary interventional procedure (PCI)	No	
Coronary artery bypass graft procedure (CABG)	No	
Any or unspecified revascularization procedure	No	
Serious adverse events (SAEs)	Yes	Two trials compared combination therapy with the same statin and same dose monotherapy. SAEs were reported in a single trial and a significant difference was not observed. These trials reported 17 SAEs in 652 evaluable participants.
Cancer	No	

Abbreviations: ACS = acute coronary syndrome, CABG = coronary artery bypass graft, CEA = carotid endarterectomy, MI = myocardial infarction, PCI = percutaneous coronary intervention, SAE = serious adverse event

Longer Term Efficacy, Serious Adverse Events, and Cancer

Comparing statin plus fibrate versus statin monotherapy (lower dose vs. higher dose and various statin doses)

All-cause mortality. All-cause mortality was reported for three trials in 339 evaluable participants.^{125,134,188} One long-term trial, in 27 participants, compared pravastatin 40 mg/day plus gemfibrozil 1200 mg/day with pravastatin 40 mg/day in participants with familial type II-b hyperlipoproteinemia or familial combined hyperlipidemia¹⁸⁸ No deaths were reported

throughout followup of 48 to 92 weeks. Across these three trials of 12 to 92 weeks duration, two trials on 297 evaluable participants had a total of three deaths (Table 21; Appendix F, Table F-9). These could be meta-analyzed without asymmetry evident (Appendix G, Figure G-44).^{125,134} A nonsignificant odds ratio of 0.28 (95% CI 0.03, 2.97) was observed. Neither trial report included a procedure to guarantee allocation concealment, and sensitivity analyses were not conducted.

Only one trial of 18 weeks duration permitted a comparison of lower dose rosuvastatin 5 to 10 mg/day in combination with fenofibrate 200mg/day with higher dose rosuvastatin 40 mg/day monotherapy in 166 evaluable participants (Table 21; Appendix F, Table F-9).¹²⁵ All participants on this trial had diabetes mellitus at baseline and required intensive lipid lowering therapy.¹²⁵ In this study, participants on combination therapy received fixed doses of medications and participants on monotherapy had their medication dose increased every six weeks if LDL-c cholesterol remained above 50 mg/dL. The estimable odds ratio (fibrate plus statin combination compared with monotherapy) for this trial, based upon two deaths, was 0.46 (95% CI 0.03, 7.57).

One multicenter, non-randomized, controlled, 36 week trial compared fluvastatin 80mg/day plus gemfibrozil 1200 mg/day with fluvastatin 20, 40 or 80 mg/day in a conditional dose titration. Eleven deaths were reported in 1077 evaluable participants with or without CHD, with triglycerides above 400 mg/dL and baseline mean LDL-c of 186 mg/dL.⁸⁷ A single death was reported among 162 participants receiving combination therapy, while for monotherapy the deaths were 1/77 participants receiving fluvastatin 20mg/day, 4/237 receiving fluvastatin 40 mg/day, and 5/601 receiving fluvastatin 80 mg/day. No other outcome of interest was reported (Table 22).

Fatal myocardial infarction. Two trials in 194 evaluable participants reported one fatal MI. One 52 week trial, in 48 participants, compared fluvastatin 80 mg/day and fenofibrate 200 mg/day with fluvastatin 80 mg/day monotherapy in participants with combined hyperlipidemia, type II diabetes mellitus and coronary heart disease. No fatal myocardial infarction was reported.¹²³ Another 12 week trial in 146 evaluable participants reported one fatal myocardial infarction in a participant receiving statin monotherapy therapy, yielding an nonsignificant odds ratio for fatal myocardial infarction of 0.31 (95% CI 0.01, 7.77).¹³⁴ None of the trials comparing lower dose fibrate plus statin combination therapy with a higher dose of the same statin monotherapy reported fatal myocardial infarction (Table 21; Appendix F, Table F-9).

Myocardial infarction and acute coronary syndrome. A single trial with a followup of 52 weeks on 48 evaluable participants comparing fluvastatin 80 mg/day plus fenofibrate 200 mg/day with fluvastatin 80 mg/day monotherapy in participants with combined hyperlipidemia, type II diabetes mellitus and coronary heart disease reported no occurrence of myocardial infarction (including non-fatal myocardial infarction) or acute coronary syndrome (Table 21; Appendix F, Table F-9).¹²³

Serious Adverse Events. Two trials in 652 evaluable participants reported the proportion of participants experiencing serious adverse events (Table 21; Appendix F, Table F-9).^{120,123} In the 52 week trial described above Derosa et al reported no serious adverse events in 48 participants requiring intensive lipid lowering therapy.¹²³ Another trial of 12 weeks duration, comparing simvastatin (20 mg/day) and fenofibrate (200 mg/day) with simvastatin (20 mg/day)

monotherapy in 604 participants reported 17 serious adverse events and a nonsignificant odds ratio (combination therapy versus monotherapy) of 1.2 (95% CI 0.42, 3.46) (Table 21).¹²⁰

Cancer. There was no evidence for the outcome of cancer.

Key Question 2: Do these regimens differ in reaching LDL-c targets (or other surrogate markers), short-term side effects, tolerability, and/or adherence?

Overview of Included Studies

Eleven trials, none of crossover design, randomizing 1991 participants compared statin plus fibrate-statin combinations with statin monotherapy and reported one or more surrogate efficacy or harms outcomes other than serious adverse events and cancer [Table 3; Appendix F, Table F-10 to F-16].^{50,120,123,125,134,145,160,161,188,192,195} Three trials provided information on participants' descent,^{120,123,125} with 90 to 100 percent of participants of European descent, 2.8 percent of African descent, and 6.5 percent of Hispanic descent. Trial duration ranged from six to 104 weeks, with an average of 32 weeks. No trial was conducted exclusively in a particular gender, and on average 40 percent of participants were female (range 11 to 58 percent). The average of mean ages of participants was 57 years (range of mean age 49 to 60 years). Five trials recruited outpatients,^{50,125,134,188,192} one trial recruited inpatients,¹⁹⁵ and five trials did not report recruitment setting. The mean Jadad score was 2 (range 1 to 3) and two trials had adequate allocation concealment.^{120,160} Five trials recruited participants requiring intensive lipid lowering treatment, because of established vascular disease and/or diabetes mellitus and/or baseline LDL-c above 190 mg/dL.^{123,125,145,161,195} These five trials randomized 598 participants.

Across trials, participants were of heterogeneous characteristics including those with familial combined hypercholesterolemia,^{50,120,161,188,192} diabetes mellitus,^{125,145,161} established vascular disease and/or CHD risk equivalent and/or diabetes mellitus,¹²³ and prior statin exposure.^{120,123,145} There was one trial exclusively in participants with metabolic syndrome.¹⁶⁰ Most trials excluded participants with triglycerides above 300 to 600 mg/dL, patients with recent or unstable vascular disease, uncontrolled diabetes mellitus and hypertension, liver and muscle disease or high ALT, AST and CPK, and impaired renal function. No trial reported employing a fibrate-statin combined pill.

Table 19. Evidence addressing key question 2 for statin plus fibrate versus statin monotherapy comparison

Outcomes	Extractable data availability	Key points of evidence synthesis
Participants attaining ATP III LDL-c targets	Yes	One trial using a higher dose statin monotherapy in participants with diabetes mellitus showed no significant results. Another study comparing the same statin and same dose in combination therapy and monotherapy favored combination therapy.
LDL-c	Yes	Two trials using the same statin in combination and monotherapy, one of them with higher statin dose monotherapy, in participants with diabetes mellitus showed no significant results.
HDL-c		Three trials using the same statin, one of them with higher statin dose monotherapy, showed a significant difference favoring the fibrate plus statin combination.
TC:HDL ratio		One trial used higher dose statin monotherapy in participants with diabetes mellitus. No significant difference was observed.
Measure(s) of atherosclerosis	No	
Treatment Adherence	No	
Participants experiencing at least one adverse event	Yes	Three trials using the same statin, one of them with higher dose statin monotherapy reported 90 adverse events in 362 evaluable participants. Data was heterogeneous and not pooled.
Withdrawal due to adverse events	Yes	Five trials, one comparing different statins, and one using higher dose statin monotherapy, reported 41 withdrawals due to AEs in 1269 evaluable participants. Data was heterogeneous and not pooled.
Elevated AST and/or ALT > 3 times ULN and/or hepatitis	Yes	Four trials, one comparing various statins, and two comparing with higher dose statin monotherapy, reported 11 episodes of myalgia in 841 evaluable participants. No significant difference was observed.
Myalgia	Yes	No significant difference was noted across statin plus fibrate combination compared with statin monotherapy, including comparisons of lower dose statin combination with higher doses of the same statin monotherapy in six trials
CPK > 10 times ULN	Yes	Five 12 to 24 week trials in 1199 evaluable participants reported one event. No significant difference was observed.
Rhabdomyolysis (investigator defined)	Yes	Three 12 week trials in 951 evaluable participants reported no events.

Abbreviations: ALT = alanine transferase, AST = aspartate transferase, ATP III = Third Adult Treatment Panel of the National Cholesterol Education Program, HDL-c = high density lipoprotein cholesterol, LDL-c = low density lipoprotein cholesterol, TC = total cholesterol

LDL-c Targets and Other Surrogate Markers

Comparing statin plus fibrate versus statin monotherapy (lower dose vs. higher dose and various statin doses)

Participants reaching LDL-c ATP III goals. Two trials in 240 evaluable participants reported 197 (82 percent) participants reaching the ATP III LDL-c targets. Both trials were conducted in participants requiring intensive lipid lowering therapy, with followup durations of 18 and 24 weeks (Table 23; Appendix F, Table F-10). No consistent trend was observed and significant heterogeneity prevented data being pooled ($I^2 = 84$ percent) (Appendix G, Figure G-45). The 24 week trial, in 80 participants compared atorvastatin 20 mg/day and fenofibrate 200 mg/day with atorvastatin 20 mg/day in participants with combined hyperlipidemia and type II diabetes mellitus, and had a significant odds ratio of 9.75 (95% CI 1.16, 82.11) favoring combination therapy.¹⁶¹ In contrast, the 18 week trial comparing rosuvastatin 5 to 10 mg/day plus fenofibrate

200mg/day with rosuvastatin 40 mg/day monotherapy in 163 evaluable participants with diabetes mellitus, showed a nonsignificant odds ratio of 0.49 (95% CI 0.20, 1.22).¹²⁵ Only the latter trial permitted a comparison of lower dose statin plus fenofibrate with higher dose monotherapy using the same statin, or provided data for this comparison in those requiring intensive lipid lowering therapy.¹²⁵ In this study participants on combination therapy received fixed doses of medications and participants receiving monotherapy had their medication dose increased every six weeks if LDL-c cholesterol remained above 50 mg/dL. All participants had diabetes mellitus at baseline (Appendix G, Figure G-45).

LDL-c, percentage mean change from baseline. Three trials of 12 to 18 weeks duration randomizing 904 evaluable participants yielded relevant data but because of substantial statistical heterogeneity ($I^2 = 82$ percent) data were not pooled (Table 24; Appendix G, Figure G-46).^{120,125,145} One trial in a North America population, 90 percent of European descent, with prior use of statins showed a statistically significant difference in means of -5.4 percent (95% CI -8.39, -2.41) in favor of the statin plus fenofibrate combination.¹²⁰ Results were similar, but not statistically significant, in two trials exclusively in participants requiring intensive lowering therapy because of diabetes mellitus, with a pooled mean difference of 4.82 percent (95% CI -0.35, 9.99) (Appendix G, Figure G-47).^{125,145} Across the three trials, only one permitted comparison of lower dose rosuvastatin (10 mg/day) plus fenofibrate (200mg/day) with higher dose rosuvastatin (40 mg/day) monotherapy in 104 evaluable participants.¹²⁵ A nonsignificant mean difference of 4.5 percent (95% CI -4.1, 13.1) was observed (Table 24; Appendix F, Table F-11).

HDL-c, percentage mean change from baseline. Three trials with followup duration of 12 to 18 weeks in 964 evaluable participants yielded a statistically significant mean difference of 7.44 percent (95% CI 4.95, 9.92) (Table 25; Appendix F, Table F-12) favoring the statin plus fenofibrate combination.^{120,125,145} Two trials were exclusively in participants with diabetes mellitus,^{125,145} and two were in participants with prior use of statins.^{120,145} All three trials compared identical statins in combination and monotherapy, and all but one¹²⁵ investigated simvastatin 20 mg/day. Doses of fenofibrate were 200 mg/day. Pooled mean differences for the two trials conducted in participants requiring intensive lipid lowering therapy were 5.18 percent (95% CI 1.23, 9.11) (Table 19).^{125,145} One trial permitted comparison of lower dose statin in combination therapy with higher dose monotherapy using the same statin.¹²⁵ In the trials in participants with diabetes mellitus, fixed dose treatment with rosuvastatin 10 mg/day plus fenofibrate 200 mg/day was compared with conditionally dosed rosuvastatin up to 40 mg/day, over 18 weeks. LDL-c mean percentage difference between treatments was 4.81 percent (95% CI -0.56, 10.18) (Table 25).

TC:HDL-c ratio, percentage mean change from baseline. A single trial in participants requiring intensive lipid lowering therapy because of diabetes mellitus compared fixed lower dose rosuvastatin 10 mg/day in combination with fenofibrate (200mg/day) with conditionally dosed rosuvastatin up to 40 mg/day monotherapy, in 104 evaluable participants. The nonsignificant mean difference was -2.7 percent (95% CI -10.46, 5.06) (Table 26; Appendix F, Table F-13).¹²⁵

Harms and Treatment Adherence

Comparing statin plus fibrate versus statin monotherapy (lower dose vs. higher dose and various statin doses)

Participants with at least one adverse event. Three trials of 12 to 52 weeks duration in 362 evaluable participants reported 90 adverse events, but because of substantial statistical heterogeneity ($I^2 = 60$ percent) data were not pooled (Table 27). No consistent trend was observed. One 52 week trial compared fluvastatin 80 mg/day plus fenofibrate 200 mg/day with fluvastatin 80 mg/day in 48 evaluable participants of European descent with established coronary artery diseases and prior use of statins. The authors reported a nonsignificant odds ratio of 1.43 (95% CI 0.22, 9.44) favoring monotherapy based on 5 events.¹²³ A second trial in 168 participants with followup duration of 18 weeks, comparing rosuvastatin 5 to 10 mg/day plus fenofibrate 200mg/day with rosuvastatin 40 mg/day monotherapy in participants with diabetes mellitus, yielded a nonsignificant odds ratio of 0.73 (95% CI 0.34, 1.57) favoring monotherapy based on 38 events.¹²⁵ A third 12 week trial comparing pravastatin 40 mg/day plus gemfibrozil 1200 mg/day with pravastatin 40 mg/day in 146 evaluable participants yielded a significant odds ratio of 2.42 (95% CI 1.18, 4.99) favoring monotherapy based on 47 events (Appendix F, Table F-16).¹³⁴ As described here, only one of the described trials compared lower dose statin plus fenofibrate with higher dose monotherapy.¹²⁵

Participants withdrawing due to adverse events. Five trials of 12 to 52 weeks duration in 1269 evaluable participants reported 41 withdrawals due to adverse events, but because of substantial statistical heterogeneity ($I^2 = 56$ percent) data were not pooled (Table 27). With low event rates across trials, no trial showed a significant difference in odds between groups. Point estimates for odds ranged from 0.29 to 7.22. One trial, with the smallest sample size, did not register any event over 24 weeks of followup. Although no significant trend in results was observed across most of the prestated heterogeneity covariates, Durrington et al.'s¹²⁵ was the only trial demonstrating a nonsignificantly higher proportion of participants withdrawing due to adverse events in a monotherapy arm that employed rosuvastatin 40 mg/day (Appendix F, Table F-16).

Participants with AST and/or ALT above 3 times the upper limit of normal, and/or hepatitis. In four trials of 18 to 54 weeks, in 841 evaluable participants, 11 cases of elevated AST/ALT above three times the upper limit were reported (Table 27; Appendix F, Table F-16).^{50,125,160,161} One trial, in 80 participants, compared atorvastatin 20 mg/day plus fenofibrate 200 mg/day with atorvastatin 20 mg/day in participants with combined hyperlipidemia and diabetes mellitus. No participants had any element of the composite outcome during 24 weeks of followup.¹⁶¹ Three trials of 18 to 54 weeks duration, in 761 evaluable participants, could be meta-analyzed and yielded a nonsignificant pooled odds ratio of 2.38 (95% CI 0.41, 14.0) favoring monotherapy based on 11 events (Table 27).^{50,125,160} In a single trial in 168 evaluable participants comparing rosuvastatin plus fibrate with higher dose rosuvastatin monotherapy, six participants in the combination therapy experienced AST/ALT above three times the upper limit of normal, yielding a nonsignificant estimable odds ratio of 6.35 (95% CI 0.35, 114.85) favoring monotherapy (Table 27).

Participants with myalgia. In six trials of 12 to 104 weeks, 32 cases of myalgia were reported in 1439 evaluable participants (Table 27; Appendix F, Table F-16). One trial comparing

atorvastatin 20 mg/day plus fenofibrate 200 mg/day with atorvastatin 10 mg/day in two of its four arms, reported no cases of myalgia among participants during 12 weeks followup.¹⁹⁵ Data on 1389 evaluable participants could be meta-analyzed without evident heterogeneity (Table 27).^{50,120,125,134,188,195} A nonsignificant odds ratio of 1.17 (95% CI 0.52, 2.62) was observed, and asymmetry was not evident on the funnel plot (Appendix G, Figure G-49). Two trials using different statins permitted a comparison of lower dose statin plus fenofibrate with higher dose monotherapy using the same statin.^{125,195} One trial compared fixed dosed rosuvastatin 5 to 10 mg/day plus fenofibrate 200mg/day with a conditionally titrated dose of rosuvastatin 40 mg/day monotherapy in 168 evaluable participants with diabetes mellitus, yielding an estimable nonsignificant odds ratio of 1.39 (95% CI 0.14, 13.71) based on four cases of myalgia (Table 27).¹²⁵ Another trial compared lower dose simvastatin 20 mg/day plus fenofibrate (200 mg/day) with higher dose simvastatin (40 mg/day) monotherapy in 50 evaluable participants of South Asian descent, yielding a nonsignificant estimable odds ratio of 0.18 (95% CI 0.01, 4.04) based on two cases of myalgia (Table 27).¹⁹⁵

Participants with CPK above 10 times the upper limit of normal. Five trials in 1,199 evaluable participants reported one event of CPK above 10 times the upper limit of normal (Table 27; Appendix F, Table F-16). Four trials reported no events in participants during 12 to 24 weeks followup.^{125,134,145,161} One trial of 12 weeks duration in 605 evaluable participants reported one event of elevated CPK and a nonsignificant estimable odds ratio of 1.51 (95% CI 0.06, 37.22) (Table 27).¹²⁰ Lower dose rosuvastatin plus fibrate was compared with higher dose monotherapy in one trial with no events.¹²⁵

Participants with rhabdomyolysis. Three trials in 951 evaluable participants reported no events of rhabdomyolysis during a followup of 12 weeks (Table 27; Appendix F, Table F-16).^{120,134,145}

Key Question 3: Compared with higher-dose statins, and to one another, do combination regimens differ in benefits and harms within subgroups of patients?

Table 20. Availability of evidence addressing key question 3 for statin plus fibrate versus statin monotherapy comparison

Condition	All-cause mortality	Vascular Death	Participants reaching ATP III LDL-c targets	LDL-c	HDL-c	TC:HDL-c ratio	Non-HDL-c	TG
LDL-c \geq 190 mg/dL	No available evidence	No available evidence	No available evidence	No available evidence	No available evidence	No available evidence	Not applicable	
Diabetes mellitus	√	No available evidence	√	√	√	√	√	√
Established vascular disease	No available evidence	No available evidence	No available evidence	No available evidence	No available evidence	No available evidence	Not applicable	
Cerebro-vascular disease	No available evidence	No available evidence	No available evidence	No available evidence	No available evidence	No available evidence	Not applicable	
African descent	No available evidence	No available evidence	No available evidence	No available evidence	No available evidence	No available evidence	Not applicable	
Asian descent	No available evidence	No available evidence	No available evidence	No available evidence	No available evidence	No available evidence	Not applicable	
Hispanic descent	No available evidence	No available evidence	No available evidence	No available evidence	No available evidence	No available evidence	Not applicable	
Females	No available evidence	No available evidence	No available evidence	No available evidence	No available evidence	No available evidence	Not applicable	
Age 80 years or more	No available evidence	No available evidence	No available evidence	No available evidence	No available evidence	No available evidence	Not applicable	

Abbreviations: HDL-c = high density lipoprotein cholesterol, LDL-c = low density lipoprotein cholesterol, TC = total cholesterol, TG = triglycerides

Clinical Outcomes

Comparing statin plus fibrate versus statin monotherapy (lower dose vs. higher dose and various statin doses)

All-cause mortality.

Participants with diabetes mellitus. One trial with estimable data on all-cause mortality permitted the comparison of lower dose rosuvastatin 5 to 10 mg/day plus fenofibrate 200 mg/day with higher dose rosuvastatin 40 mg/day monotherapy in 166 evaluable participants with diabetes mellitus.¹²⁵ Those on combination therapy received fixed doses of medications, while participants on monotherapy had their medication dose increased every six weeks if LDL-c cholesterol remained above 50 mg/dL. A nonsignificant odds ratio of 0.46 (95% CI 0.03, 7.57)

was observed (Table 21; Appendix F, Table F-9). No studies reported data on vascular death for participants with diabetes mellitus.

LDL-c Targets and Other Surrogate Markers

Comparing statin plus fibrate versus statin monotherapy (lower dose vs. higher dose and various statin doses)

Participants attaining ATP III LDL-c goals.

Participants with diabetes mellitus. In two trials of 18 to 24 weeks duration, in 240 evaluable participants, 197 participants reaching ATP III LDL-c targets (Table 23; Appendix F, Table F-10). No consistent trend was observed and significant heterogeneity prevented data being pooled ($I^2 = 84$ percent) (Appendix G; Figure G-45). The 24-week trial in 80 participants compared atorvastatin 20 mg/day plus fenofibrate 200 mg/day with atorvastatin 20 mg/day in participants with combined hyperlipidemia and type II diabetes mellitus, yielding a significant estimable odds ratio of 9.75 (95% CI 1.16, 82.11) favoring combination therapy.¹⁶¹ In contrast, a 18-week trial comparing rosuvastatin 5 to 10 mg/day plus fenofibrate 200mg/day with rosuvastatin 40 mg/day monotherapy in 163 evaluable participants with diabetes mellitus, showed a nonsignificant odds ratio of 0.50 (95% CI 0.20, 1.24) (forest plot).¹²⁵ The latter trial compared lower dose rosuvastatin plus fenofibrate with higher dose rosuvastatin monotherapy (Table 23).¹²⁵

LDL-c, percentage mean change from baseline.

Participants with diabetes mellitus. Two trials of 12 to 18 weeks duration, in 304 evaluable participants, yielded a pooled mean difference of 4.82 percent (95% CI -0.35, 9.99) (Table 24; Appendix F, Table F-11; Appendix G, Figure G-48).^{125,145} One trial compared lower dose rosuvastatin plus fenofibrate with higher dose rosuvastatin monotherapy, yielding a nonsignificant mean difference of 4.5 percent (95% CI -4.10, 13.10) (Figure G-48, Table 24).¹²⁵

HDL-c, percentage mean change from baseline.

Participants with diabetes mellitus. Two trials of 12 to 18 weeks in 364 evaluable participants yielded a significant pooled mean difference of 5.17 percent (95% CI 1.23, 9.11) (Table 25; Appendix F, Table F-12).^{125,145} One trial compared lower dose rosuvastatin plus fenofibrate with higher dose rosuvastatin monotherapy, yielding a nonsignificant mean difference of 4.81 percent (95% CI -0.56, 10.18) (Table 25).¹²⁵

TC:HDL-c ratio, percentage mean change from baseline.

Participants with diabetes mellitus. One trial comparing lower dose rosuvastatin 10 mg/day plus fenofibrate 200mg/day with higher dose rosuvastatin 40 mg/day monotherapy in 104 evaluable participants yielded a nonsignificant mean difference of -2.7 (95% CI -10.46, 5.06) (Table 26; Appendix F, Table F-12).¹²⁵

Non-HDL-c, percentage mean change from baseline.

Participants with diabetes mellitus. One trial comparing the simvastatin 20 mg/day plus fenofibrate 160mg/day with simvastatin 20 mg/day monotherapy in 200 evaluable participants yielded a nonsignificant mean difference of 1.80 (95% CI -3.01, 6.61) (Appendix F, Table F-14).¹⁴⁵

Triglycerides, percentage mean change from baseline.

Participants with diabetes mellitus. One trial comparing lower dose rosuvastatin 10 mg/day plus fenofibrate 200mg/day with higher dose rosuvastatin 40 mg/day monotherapy in 154 evaluable participants yielded a significant mean difference of -13.57 (95% CI -24.16, -2.98) favoring fibrate-statin combination therapy.¹²⁵

Strength of Evidence

The strength of the available evidence was assessed as GRADE (Grading of Recommendations Assessment, Development and Evaluation)²²⁵ for the key outcomes all-cause mortality, vascular death, serious adverse events and achieving ATP-III target LDL-c. Results generated using the GRADEpro software presented in Tables H-12 to H-16 (Appendix H) are summarized as follows:

1. Based on a single study in participants requiring intensive lipid lowering therapy, GRADE was “very low” for all cause mortality and participants reaching ATP III LDL-c goals for the combination of lower dose statin plus fenofibrate compared to higher dose statin (Appendix H, Table H-12).
2. Based on studies in participants requiring intensive lipid lowering therapy and comparing the combination of any dose statin plus fibrate to any dose statin, GRADE was “very low” for all cause mortality (1 trial), serious adverse events (1 trial) and participants reaching ATP III LDL-c goals (2 trials) (Appendix H, Table H-13).
3. Based on studies in participants with diabetes mellitus and comparing the combination of any dose statin plus fibrate to any dose statin, GRADE was “very low” for all cause mortality (1 trial) and participants reaching ATP III LDL-c goals (2 trials) (Appendix H, Table H-14).
4. Based on a one study in participants followed up for more than 24 weeks, GRADE was “very low” for all cause mortality, serious adverse events and participants reaching ATP III LDL-c goals for the combination of any dose statin plus fibrate compared to any dose statin (Appendix H, Table H-15).
5. Based on studies in participants regardless of baseline risk and comparing the combination of any dose statin plus fibrate to any dose statin, GRADE was “very low” for all cause mortality (3 trials), serious adverse events (2 trials) and participants attaining ATP III LDL-c goals (2 trials) (Appendix H, Table H-16).

Evidence Summary Tables: Statin Plus Fibrate Combination Therapy versus Statin Monotherapy

Table 21. Quantitative syntheses of longer-term outcomes data (clinical, serious adverse events and cancer) for fibrate-statin combination therapy compared with statin monotherapy

	Number of trials reporting outcome	Number of participants in relevant intervention groups	Number of participants with events	Odds ratio	Lower CI	Upper CI
All-cause mortality						
All trials ^{125,134,188}	3	339	3	0.28*	0.03	2.97
<i>Rosuvastatin</i>						
Lower dose statin in combination therapy versus higher dose monotherapy ¹²⁵	1	166	2	0.46	0.03	7.57
Participants requiring intensive lipid lowering therapy, due to diabetes mellitus ¹²⁵						
Fatal Myocardial Infarction						
All trials ^{123,134}	2	194	1	0.31	0.01	7.77
Myocardial Infarction						
Non-fatal myocardial infarction ¹²³	1	48	0			
Any myocardial infarction ¹²³	1	48	0			
Acute coronary syndrome						
All trials ¹²³	1	48	0			
Serious Adverse Event(s)						
All trials ^{120,123}	2	652	17	1.20	0.42	3.46

* Peto Odds Ratio; **Abbreviation:** CI = 95% confidence interval

Table 22. Summary of non-randomized evidence on fluvastatin plus gemfibrozil combination therapy versus gemfibrozil monotherapy

Trial	Design Duration Downs and Black score	Patients (LDL-c mg/dL)	Monotherapy Dose (mg/day)	Combination Therapy Dose (mg/day)	Results	Limitations	Applicability	Conclusion
van Dam (2001) ⁸⁷ Multicenter/ Europe Pharmaceutical Industry	CCT Conditional dose titration and fibrate addition to statin therapy over 9 months Stable doses for 1 year 15/28	1501 (N evaluabile = 1077) outpatients with or without CHD TG < 400 mg/dL Mean baseline LDL-c = 186 mg/dL	Fluvastatin (20, 40 and 80 mg)	Fluvastatin plus (80); Gemfibrozil (1200)	All-cause mortality: F20 = 1/77 F40 = 4/237 F80 = 5/601 F80+G1200 = 1/162 Other clinical outcomes of interest, SAE and cancer not reported	Unlike statin monotherapy groups, patients on combination therapy had combined hyperlipidemia (additional hypertriglyceridemia). Those on statin monotherapies differed in LDL-c target goals and degree of dyslipidemia. Study was not powered for the outcome of mortality	Narrow eligibility criteria, lack of reporting of important clinical outcomes, 1 year stable dose followup, and low event rates are suggestive of low applicability	Results are inconclusive given low event rate and lack of statistical significance

Abbreviations: CCT = controlled clinical trial, F = fluvastatin, G = gemfibrozil, LDL-c = low density lipoprotein cholesterol, N = number, SAE = serious adverse events, TG = triglycerides

Table 23. Quantitative syntheses of participants attaining ATP III LDL-c targets data, for fibrate-statin combination therapy compared with statin monotherapy

	Number of trials reporting outcome	Number of participants in relevant treatment groups	Number of participants with events	Odds ratio	Lower CI	Upper CI
Relative probability of attaining ATPIII LDL-c goal						
All trials						
All participants with diabetes mellitus requiring intensive lipid lowering therapy ^{125,161}	2	240	197	-	-	-
<i>Rosuvastatin</i>						
Lower dose statin in combination therapy versus higher dose monotherapy ¹²⁵	1	163	126	0.49	0.20	1.22

Abbreviations: ATP III = Third Adult Treatment Panel of the National Cholesterol Education Program, CI = 95% confidence interval, LDL-c = low density lipoprotein cholesterol

Table 24. Quantitative syntheses of LDL-c data for fibrate-statin combination therapy compared with statin monotherapy

	Number of trials	Number of participants in relevant treatment groups	Point Estimate	Lower CI	Upper CI
Difference in mean LDL-c percentage change from baseline (%)					
All trials ^{120,125,145}					
Lower dose statin in combination versus higher dose monotherapy ¹²⁵	1	104	4.50	-4.10	13.10
Participants in need of intensive lipid lowering therapy, all with diabetes mellitus ^{125,145}	2	304	4.82	-0.35	9.99

Abbreviations: CI = 95% confidence interval, LDL-c = low density lipoprotein cholesterol

Table 25. Quantitative syntheses of HDL-c data, for fibrate-statin combination therapy compared with statin monotherapy

	Number of trials	Number of participants in relevant treatment groups	Point Estimate	Lower CI	Upper CI
Difference in mean HDL-c percentage change from baseline (%)					
All trials 120,125,145	3	964	7.44	4.95	9.92
<i>Rosuvastatin</i> Lower dose statin in combination therapy versus higher dose monotherapy	1	164	4.81	-0.56	10.18
Participants requiring intensive lipid lowering therapy, all with diabetes mellitus 125					
Participants in need of intensive lipid lowering therapy, all with diabetes mellitus 125,145	2	364	5.18	1.23	9.12

Abbreviations: CI = 95% confidence interval, HDL-c = high density lipoprotein cholesterol

Table 26. Quantitative syntheses of total cholesterol:HDL-c ratio data, for fibrate-statin combination therapy compared with statin monotherapy

	Number of trials	Number of participants in relevant treatment groups	Point Estimate	Lower CI	Upper CI
Difference in mean TC:HDL-c percentage change from baseline (%)					
All trials					
<i>Rosuvastatin</i> Lower dose statin in combination therapy versus higher dose monotherapy ¹²⁵	1	104	-2.70	-10.46	5.06
All participants with diabetes mellitus					
Participants in need of intensive lipid lowering therapy ¹²⁵					

Abbreviations: CI = 95% confidence interval, HDL-c = high density lipoprotein cholesterol, TC = total cholesterol

Table 27. Quantitative syntheses of short-term harms and treatment adherence data for fibrate-statin combination therapy compared with statin monotherapy

	Number of trials reporting outcome	Number of participants in relevant treatment groups	Number of participants with events	Odds ratio	Lower CI	Upper CI
Participants with adverse events						
All trials ^{123,125,134}	3	362	90	-	-	-
<i>Rosuvastatin</i>						
Lower dose statin in combination therapy versus higher dose monotherapy ¹²⁵	1	168	38	0.73	0.34	1.57
Withdrawals due to adverse events						
All trials ^{50,120,125,134,161}	5	1269	41	-	-	-
<i>Rosuvastatin</i>						
Lower dose statin in combination therapy versus higher dose monotherapy ¹²⁵	1	168	5	0.29	0.05	1.82
AST and/or ALT ≥ 3 times the upper limit of normal, and/or hepatitis						
All trials ^{50,125,160,161}	4	841	11	2.38	0.41	14.00
<i>Rosuvastatin</i>						
Lower dose statin in combination therapy versus higher dose monotherapy ¹²⁵	1	168	6	6.35	0.35	114.85
Myalgia						
All trials ^{50,120,125,134,188,195}	6	1439	31	1.17	0.52	2.62
<i>Rosuvastatin</i>						
Lower dose statin in combination therapy versus higher dose monotherapy ¹²⁵	1	168	4	1.39	0.14	13.71
<i>Simvastatin</i>						
Lower dose statin in combination therapy versus higher dose monotherapy ¹⁹⁵	1	50	2	0.18	0.01	4.04
CPK ≥ 10 times the upper limit of normal						
All trials ^{120,125,134,145,161}	5	1199	1	4.49	0.07	286.36
<i>Rosuvastatin</i>						
Lower dose statin in combination therapy versus higher dose monotherapy ¹²⁵	1	168	0	-	-	-
Rhabdomyolysis (investigator defined)						
All trials ^{120,134,145}	3	951	0	-	-	-

Abbreviations: ALT = alanine transaminase, AST = aspartate transaminase, CI = 95% confidence interval, CPK = creatinine phosphokinase

Statin Plus Niacin Combination Therapy Versus Statin Monotherapy

Overview of Included Studies

A total of 16 randomized controlled trials evaluated relative efficacy and/or harms of the combination of niacin plus a statin compared with statin monotherapy, in a total of 2,731 participants (Table 3; Appendix F, Table F-17 to F-23). None of the included non-randomized studies addressed this particular comparison. Nine of the 16 randomized trials had more than one associated journal published or FDA report (Table 5). Data reported in the two FDA reports^{104,105} are similar to data presented in two published manuscripts.^{128,182} The similarities included the inclusion/exclusion criteria, number of patients randomized and outcomes. However, since no direct connection could be found in the reports to confirm that they are the same trial, they were included as separate trial reports.

Ten trials were conducted in multiple centers,^{49,104,105,128,139,150,155,170,171,182} and six in a single center.^{162,183,184,189,196,197} There were no trials exclusively in females, or participants of Asian, Hispanic, and/or African descent.

Reporting of participants' ethnic background was as follows:

- 10 trials reported a mean of 85 percent of participants of European descent (range 75 to 94 percent)
- Three trials reported a mean of 3 percent of participants of Asian descent (range 2 to 4 percent)
- Six trials reported a mean of 8 percent of participants of Hispanic descent (range 0 to 22 percent)
- Four trials reported a mean of 9 percent of participants of African descent (range 5 to 15 percent)

Trial duration ranged from six to 52 weeks, with an average of 23 weeks. On average 35 percent of participants were women (range 7 to 50 percent). The average of mean ages of participants was 58 years (range of mean age 51 to 67 years). Nine trials recruited solely from outpatient settings,^{49,104,105,128,139,155,183,196,197} while seven did not report recruitment setting.

Of these sixteen trials, only three were exclusively in participants requiring intensive lipid lowering therapy (i.e. participants with established vascular disease and/or cerebro-vascular disease and/or diabetes mellitus and/or baseline LDL-c above 190 mg/dL).^{162,196,197}

Additionally, one trial provided data on the subgroup for participants with established vascular disease.⁴⁹

The mean Jadad score was 2.6 (range, 1 to 5). Five trial reports described an appropriate method of randomization,^{104,105,171,183,196} while seven reported an appropriate method of double blinding.^{104,105,128,150,171,182,196} Two of these trials with an appropriate method of double blinding added immediate release Niacin 50mg/ day in the monotherapy arms to protect the blinding.^{150,171} Allocation concealment was reported to be adequate in four trials.^{104,105,171,196}

Twelve of sixteen trials were partially or completely sponsored by the pharmaceutical industry,^{49,128,139,150,155,162,170,171,182-184,197} while this was not reported or unclear for three trials.^{104,105,189}

All trials were conducted in North America.

Key Question 1: For patients who require intensive lipid-modifying therapy, what are the comparative long-term benefits, and rates of serious adverse events of coadministration of different lipid-modifying agents (i.e. a statin plus another lipid-modifying agent) compared with higher dose statin monotherapy?

Table 28. Evidence addressing key question 1 for statin plus niacin versus statin monotherapy comparison

Outcomes	Evidence availability	Key points of evidence synthesis
All-cause mortality	Yes	No significant difference was observed for the outcome in trials in mixed populations (OR 1.08; 95% CI 0.17, 6.72) or in participants requiring intensive lipid lowering therapy (OR 1.84; CI 0.16, 20.76)
Vascular death	Yes	No significant difference was observed for the outcome in trials in mixed populations (OR 0.53; 95% CI 0.03, 8.64) or in participants requiring intensive lipid lowering therapy (no deaths occurred in either group)
Fatal myocardial infarction (MI)	Yes	No significant difference was observed for the outcome (OR 4.64; 95% CI 0.08, 283.78)
Non-fatal MI	No	
Any or unspecified MI	No	
Acute coronary syndrome (ACS) (encompassing unstable angina or acute MI)	Yes	No significant difference was observed for the outcome in (OR 0.91; 95% CI 0.12, 6.62)
Any cerebrovascular event	No	
Hemorrhagic stroke	No	
Ischemic stroke	No	
Any or unspecified stroke	Yes	No significant difference was observed for the outcome in one trial (OR 0.12; 95% CI 0.00, 6.21)
Transient ischemic attack (TIA)	No	
Carotid endarterectomy (CEA)	No	
Percutaneous coronary interventional procedure (PCI)	Yes	No significant difference was observed for the outcome in one trial (OR 3.78; 95% CI 0.41, 34.68)
Coronary artery bypass graft procedure (CABG)	No	
Any or unspecified revascularization procedure	No	
Serious adverse events	Yes	No significant difference was observed for the outcome (OR 1.29; 95% CI 0.44, 3.80)
Cancer	Yes	No significant difference was observed for the outcome (OR 0.10; 95% CI 0.00, 2.20)

Abbreviations: ACS = acute coronary syndrome, CABG = coronary artery bypass graft, CEA = carotid endarterectomy, MI = myocardial infarction, PCI = percutaneous coronary intervention, SAE = serious adverse event

Study Design and Population Characteristics

A total of eight trials, one of crossover design, randomizing 1481 participants compared niacin plus a statin with statin monotherapy and reported one or more of clinical outcomes, serious adverse events and cancer (Table 31; Appendix F, Table F-17).^{104,105,128,150,170,171,196,197} There were no trials exclusively in females or participants of Asian, Hispanic, or African descent.

Reporting of participants' ethnic background was as follows:

- Six trials reported a mean of 84 percent of participants of European descent (range 75 to 90 percent)
- Three trials reported a mean of 3 percent of participants of Asian descent (range 2 to 4 percent)
- Five trials reported a mean of 9 percent of participants of Hispanic descent (range 1 to 22 percent)
- Three trials reported a mean of 8 percent of participants of African descent (range 5 to 13 percent)

Trial duration ranged from 12 to 52 weeks with an average of 28 weeks. Although no trial totally excluded females, on average 33 percent of participants were women (range 7 to 49 percent). The average of mean ages of participants was 59 years (range of mean age 53 to 67 years). Five trials recruited outpatients,^{104,105,128,196,197} while three trials did not report recruitment setting. The mean Jadad score was 3.4 (range, 1 to 5) and four trials had adequate allocation concealment.^{104,105,171,196}

Of these eight trials, only three were exclusively in participants requiring intensive lipid lowering therapy (i.e. participants with established vascular disease and/or cerebro-vascular disease and/or diabetes mellitus and/or baseline LDL-c above 190 mg/dL).^{162,196,197} Additionally, one trial provided data on the subgroup for participants with established vascular disease.⁴⁹

Long-Term Efficacy, Serious Adverse Events, and Cancer

Comparing statin plus niacin versus statin monotherapy (lower dose vs. higher dose and various statin doses)

All-cause mortality. Incidence of all cause mortality for participants requiring intensive lipid-modifying therapy (participants with established vascular disease), using various statins and doses, was reported for one trial with a 52-week followup period, with adequate allocation concealment (Table 31).¹⁹⁶ There were no statistically significant differences between the incidence in the two groups, with an odds ratio of 1.84 (95% CI 0.16, 20.76).

For all trials, using various statins and doses, all-cause mortality was reported for six trials,^{104,105,150,170,171,196} four of which were 24 weeks or longer in duration.^{105,150,171,196} Of these four trials, two provided analyzable data (Table 31; Appendix G, Figure G-50).^{105,196} Data from the other trials were not analyzable because no deaths were recorded during the followup period.^{104,150,170,171}

In addition, four trials were considered to have adequate allocation concealment,^{104,105,171,196} three of which were 24 weeks or longer in duration.^{105,171,196} Two provided analyzable data.^{105,196} Pooling of these two trials demonstrated no significant

differences in mortality between the two groups, with an odds ratio of 1.08 (95% CI 0.17, 6.72) based on five events.

There was no evidence for the comparative analysis of a specific lower dose statin in combination with niacin versus higher dose of the same statin monotherapy in all trial populations.

Vascular death. The incidence of vascular death was reported for one trial, for participants requiring intensive lipid-modifying therapy (Table 31) with an unclear form of allocation concealment and a followup duration of 12 weeks.¹⁹⁷ Participants had established vascular disease and were receiving various statins and doses. No deaths were recorded during the followup period and so the outcome was not analyzable.

For all trials, using various statins and doses, vascular death was reported for two trials,^{128,197} one of which had a followup duration of 24 weeks or more (Table 31).¹²⁸ Both trials had an unclear form of allocation concealment. One study had no analyzable data (no events in both groups),¹⁹⁷ while the other demonstrated no statistically significant difference in the incidence between the two groups, with an odds ratio of 0.53 (95% CI 0.03, 8.64) based on two events.¹²⁸

There was no evidence for the comparative analysis of a specific lower dose statin in combination with niacin versus higher dose of the same statin monotherapy in all trial populations.

Fatal myocardial infarction. In all trial populations, fatal myocardial infarction was reported for two trials,^{105,197} using various statins and doses; one of which had a followup duration of 28 weeks.¹⁰⁵ Analyzable data was only provided for one trial,¹⁰⁵ which demonstrated no statistically significant difference in the incidence between the two groups, with an odds ratio of 4.64 (95% CI 0.08, 283.78), based upon one event in both groups (Table 31).

There was no evidence for the comparative analysis of a specific lower dose statin in combination with niacin versus higher dose of the same statin monotherapy in all trial populations.

Any or unspecified stroke. Stroke was reported for only one trial with a followup duration of 52 weeks in participants using various statins and doses (Table 31).¹⁹⁶ The study demonstrated no statistically significant difference in the incidence between the two groups, with an odds ratio of 0.12 (95% CI 0.00, 6.21) based upon one event in both groups.

There was no evidence for the comparative analysis of a specific lower dose statin in combination with niacin versus higher dose of the same statin monotherapy in all trial populations.

Acute coronary syndrome. In all trial populations, acute coronary syndrome was reported for one trial with a followup duration of 52 weeks in participants using various statins and doses (Table 31).¹⁹⁶ The study demonstrated no statistically significant difference in the incidence between the two groups, with an odds ratio of 0.91 (95% CI 0.12, 6.62) based on four events in both groups.

There was no evidence for the comparative analysis of a specific lower dose statin in combination with niacin versus higher dose of the same statin monotherapy in all trial populations.

Percutaneous coronary intervention. Percutaneous coronary intervention was reported for one trial with a followup duration of 52 weeks in participants using various statins and doses (Table 31).¹⁹⁶ The study demonstrated no statistically significant difference in the incidence between the two groups, with an odds ratio of 3.78 (95% CI 0.41, 34.68) based upon five events.

There was no evidence for the comparative analysis of a specific lower dose statin in combination with niacin versus higher dose of the same statin monotherapy in all trial populations.

Serious adverse events. In all trial populations, serious adverse events were reported for five trials,^{104,105,150,170,171} three of which had a followup duration of 28 weeks or more^{105,150,171} (Table 31; Appendix G, Figure G-51). Pooling of the trial data demonstrated no statistically significant difference in the incidence between the two groups based upon sixteen events (OR 1.29; 95% CI 0.44, 3.80). Furthermore, in the long-term trials,^{105,150,171} there was no statistically significant difference in the incidence of participants with a serious adverse event between the two groups, with an odds ratio of 1.00 (95% CI 0.26, 3.86) based on seven events.

There was no evidence for the comparative analysis of a specific lower dose statin in combination with niacin versus higher dose of the same statin monotherapy in all trial populations.

Cancer. In all trial populations, cancer was reported for one trial (Table 31).¹⁰⁵ The study followed up 175 participants for 28 weeks. The data demonstrated no statistically significant difference in the incidence between the two groups, with an odds ratio of 0.10 (95% CI 0.00, 2.20) based upon two events.

There was no evidence for the comparative analysis of a specific lower dose statin in combination with niacin versus higher dose of the same statin monotherapy in all trial populations.

Key Question 2: Do these regimens differ in reaching LDL-c targets (or other surrogate markers), short-term side effects, tolerability, and/or adherence?

Table 29. Evidence addressing key question 2 for statin plus niacin versus statin monotherapy comparison

Outcomes	Evidence availability	Key points of evidence synthesis
Patients attaining ATP III LDL-c targets	Yes	No significant difference was observed in trials in participants requiring intensive lipid lowering therapy (OR 1.51; 95% CI 0.56, 4.08). Results for participants from mixed populations were not pooled due to substantial heterogeneity.
LDL-c	Yes	Compared with monotherapy, no significant difference was observed for the outcome in trials in participants requiring intensive lipid lowering therapy (MD 0.00 %; 95% CI -6.51, 6.51). Results for participants from mixed populations were not pooled due to substantial heterogeneity.
HDL-c	Yes	A significant difference was observed for the outcome in trials comprising of participants requiring intensive lipid lowering therapy favoring combination therapy (MD 13.00 %; 95% CI 6.01, 20.00). Results for participants from mixed populations were not pooled due to substantial heterogeneity.
TC:HDL ratio	Yes	Data from one trial demonstrated significantly greater reduction favoring niacin plus statin combination therapy (MD -6.00 %; 95% CI -9.60, -2.40) in a mixed population.
Measure(s) of atherosclerosis	Yes	Niacin plus statin combination therapy was not significantly different from monotherapy in reducing carotid-intima media thickness
Treatment adherence	Yes	In one trial comparing niacin plus 10 mg rosuvastatin versus 40 mg rosuvastatin there was more favorable adherence to the combination medication (OR 0.40; 95% CI 0.19, 0.84). No significant difference in the incidence was observed in reports of treatment adherence with various statins and doses (OR 0.79; 95% CI 0.50, 1.27).
Total adverse events	Yes	In one trial comparing niacin plus rosuvastatin 10 mg/day versus rosuvastatin 40 mg/day there was better adherence to the combination medication (OR 1.94; 95% CI 0.79, 4.78). Results from trials with various statins and doses were not pooled due to substantial heterogeneity.
Withdrawal due to adverse events	Yes	The odds of withdrawal due to adverse events was significantly higher following niacin plus statin combination therapy than statin monotherapy (OR 2.38; 95% CI 1.63, 3.47).
Elevated serum AST and/or ALT > 3 times ULN and/or hepatitis	Yes	The incidence of these outcomes was similar (OR 1.39; 95% CI 0.36, 5.36).
Myalgia	Yes	Compared with monotherapy, in mixed populations the incidence of these outcomes was similar following niacin plus statin combination therapy than statin monotherapy (OR 0.45; 0.19, 1.07).
CPK > 10 times ULN	Yes	There was no reported incidence
Rhabdomyolysis	Yes	There was no reported incidence

Abbreviations: ALT = alanine transferase, AST = aspartate transferase, ATP III = Third Adult Treatment Panel of the National Cholesterol Education Program, HDL-c = high density lipoprotein cholesterol, LDL-c = low density lipoprotein cholesterol, TC = total cholesterol

Study Design and Population Characteristics

A total of fifteen trials, none of crossover design, randomizing 2677 participants compared niacin plus statin therapy with statin monotherapy and reported one or more of the following outcomes: participants reaching LDL-targets and/or other surrogate markers, short-term side effects, tolerability, and/or adherence to treatment (Table 32 to 37; Appendix F, Table F-18 to F-23).^{49,104,105,128,139,150,155,162,170,171,182-184,189,196} There were no trials exclusively in females, or participants of Asian, Hispanic, and/or African descent.

Reporting of participants' ethnic background was as follows:

- Ten trials reported a mean of 85 percent of participants of European descent (range 75 to 94 percent)
- Three trials reported a mean of 3 percent of participants of Asian descent (range 2 to 4 percent)
- Five trials reported a mean of 9 percent of participants of Hispanic descent (range 1 to 22 percent)
- Four trials reported a mean of 9 percent of participants of African descent (range 5 to 15 percent)

Trial duration ranged from six to 52 weeks, with an average of 23 weeks. Although no trial totally excluded the female gender, on average 37 percent of participants were women (range, 9 to 50 percent). The average of mean ages of participants was 57 years (range of mean age 51 to 67 years). Eight trials recruited outpatients,^{49,104,105,128,139,155,183,196} while seven trials did not report recruitment setting. The mean Jadad score was 2.7 (range 1 to 5) and four trials had adequate allocation concealment.^{104,105,171,196}

Of these fifteen trials, two trials were exclusively in participants requiring intensive lipid lowering treatment (i.e. participants with established vascular disease and/or diabetes mellitus and/or baseline LDL-c above 190 mg/dL).^{49,162}

LDL-c Targets and Other Surrogate Markers

Comparing statin plus niacin versus statin monotherapy (lower dose vs. higher dose and various statin doses)

Participants reaching ATP III LDL-c goals. The incidence of participants reaching their ATP-III targets was reported for one trial in participants not in particular need of intensive lipid lowering (Table 32).⁴⁹ This trial compared a fixed dose combination of lovastatin plus extended release niacin with atorvastatin or simvastatin monotherapy. Data was available for a subgroup of participating requiring intensive lipid lowering therapy and demonstrated nonsignificant results. In addition, two balanced pairs of treatment groups for the whole trial were analyzed. Neither of the comparisons yielded any statistically significance between the two groups, but the two comparisons were not pooled because of substantial heterogeneity ($I^2 = 63$ percent).

LDL-c, percentage mean change from baseline. LDL-c percent change from baseline was reported for one trial in participants requiring intensive lipid lowering using various doses of atorvastatin in combination and monotherapy arms (Table 33).¹⁶² No statistically significant difference was noted between the two groups, with a mean difference of 0.00 (95% CI -6.51,

6.51). No trial data was available that compared niacin plus a lower dose statin versus higher dose statin monotherapy in participants requiring intensive lipid lowering.

One study presented data for niacin plus a lower dose statin versus higher dose statin monotherapy in participants not in particular need for intensive lipid lowering comparing extended release niacin 2 g/day plus rosuvastatin 10 mg/day with rosuvastatin 40 mg/day monotherapy (Tables 33).¹⁵⁵ Combination therapy had a significantly higher percent change in LDL-c, with a mean difference of 12.00 percent (95% CI 2.26, 21.74) and therefore favoring monotherapy.

In all trial populations, using various statins and doses, LDL-c percent change from baseline was reported for seven trials (Table 33; Appendix G, Figure G-53).^{104,105,139,155,162,182,184} Pooling of studies was not possible due to substantial heterogeneity ($I^2 = 85$ percent), that may be explained due to the use of various statins and doses. Trials that used similar statins and doses in monotherapy and combination arms demonstrated a significant reductions in percentage LDL-c compared with trials that employed higher dose or potency of statin monotherapy showing no significant difference (Figure 50).^{104,105,182,184}

HDL-c, percentage mean change from baseline. HDL-c percent change from baseline was reported for one trial in participants requiring intensive lipid lowering therapy (Table 34).¹⁶² There was a significant increase in HDL-c in the Niacin plus statin group compared with the statin monotherapy group, with a mean difference of 13.00 percent (95% CI 6.01, 20.00). No trial data was available that compared niacin plus a lower dose statin versus higher dose statin monotherapy in participants requiring intensive lipid lowering.

In all trial populations, one study presented data for niacin plus a lower dose statin versus higher dose statin monotherapy in participants not in particular need for intensive lipid lowering comparing extended release niacin 2 g/day plus rosuvastatin 10 mg/day with rosuvastatin 40 mg/day monotherapy (Tables 34).¹⁵⁵ Combination therapy significantly increased the HDL-c percentage from baseline compared with monotherapy with a mean difference of 13.00 percent (95% CI 6.10, 19.90).

In all trial populations comparing various statins and doses in combination and monotherapy, HDL-c percent change from baseline was available for six trials (Table 34).^{104,105,139,155,162,182} Pooling of the studies was not possible due to substantial heterogeneity ($I^2 = 76$ percent). Trials that used similar statins and doses of lovastatin in monotherapy and combination arms demonstrated a greater percentage increase in HDL-c from baseline with combination therapy,^{104,105,182} compared to trials that used more potent statins in combination and monotherapy. With high doses of rosuvastatin in both treatment arms, no significant change was noted for this outcome.

Total cholesterol:HDL-c ratio, percentage mean change from baseline. No trial data was available for participants requiring intensive lipid lowering. In all trial populations, the TC:HDL-c ratio percent change from baseline was reported for one trial (Table 35).¹³⁹ The TC:HDL-c ratio was significantly lower following niacin plus statin than with statin monotherapy, with a mean difference of -6.00 percent (95% CI -9.60, -2.40).

Measures of atherosclerosis. Carotid intima-media thickness (CIMT) was reported for only one trial, as mean change from baseline in a participant requiring intensive lipid lowering therapy (Table 36).¹⁹⁶ Niacin plus statin combination therapy was marginally more effective than statin

monotherapy in reducing the rate of increase in CIMT over 52 weeks, with a mean difference of -0.03 mm (95% CI -0.06, 0.00).

Harms and Treatment Adherence

Comparing statin plus ezetimibe versus statin monotherapy (lower dose vs. higher dose and various statin doses)

Participants adherent to treatment. In all trial populations, one study presented data for niacin plus a lower dose statin versus higher dose statin monotherapy in participants not in particular need for intensive lipid lowering comparing extended release niacin 2 g/day plus rosuvastatin 10 mg/day with rosuvastatin 40 mg/day monotherapy.¹⁵⁵ Treatment adherence was significantly lower with niacin plus statin than with statin monotherapy, with an odds ratio of 0.40 (95% CI 0.19, 0.84).

In all trials, using various statins and doses, treatment adherence was reported for five trials (Table 37).^{49,139,155,182,196} Pooling of the studies demonstrated no significant difference in the incidence between the groups treated with niacin plus statin compared with statin monotherapy, with an odds ratio of 0.79 (95% CI 0.50, 1.27). Two of the trials had long-term followup of 24 to 52 weeks duration.^{155,196} Pooling of the studies was not possible due to substantial heterogeneity ($I^2 = 59$ percent).

Participants with at least one adverse event. In all trial populations, one study presented data for niacin plus a lower dose statin versus higher dose statin monotherapy in participants not in particular need for intensive lipid lowering comparing extended release niacin 2 g/day plus rosuvastatin 10 mg/day with rosuvastatin 40 mg/day monotherapy.¹⁵⁵ There was no significant difference in the incidence of participants experiencing an adverse event between the combination and monotherapy arms, with an odds ratio of 1.94 (95% CI 0.79, 4.78).

In all trials, using various statins and doses, total participants with adverse events were reported for six trials (Table 37),^{104,105,150,155,171,182} which were not pooled due to substantial heterogeneity ($I^2 = 57$ percent). This heterogeneity could not be explained, however, three of six trials showed significantly more participants experiencing adverse events with statin-niacin combination when compared with monotherapy.

Participants withdrawing due to adverse events. In all trials using various statins and doses, withdrawals due to adverse events was reported for ten trials (Table 37; Appendix G, Figure G-56).^{49,104,105,128,150,170,171,182,189,196} Pooling of the studies demonstrated a significantly higher incidence of withdrawals in the combination group with an odds ratio of 2.38 (95% CI 1.63, 3.47). No trial data was available that compared niacin plus a lower dose statin versus higher dose statin monotherapy.

Participants with AST and/or ALT above three times the upper limit of normal, and/or hepatitis. In all trial populations, one study presented data for niacin plus a lower dose statin versus higher dose statin monotherapy in participants not in particular need for intensive lipid lowering comparing extended release niacin 2 g/day plus rosuvastatin 10 mg/day with rosuvastatin 40 mg/day monotherapy.¹⁵⁵ There were no instances of elevated serum AST and/or ALT above 3 times the upper limit of normal and/or hepatitis recorded.

In all trials, using various statins and doses, elevated serum AST and/or ALT above 3 times the upper limit of normal and/or hepatitis was reported for ten trials,^{49,104,128,150,155,162,170,171,182,196} five of which reported events and therefore provided analyzable data (Table 37).^{104,128,162,170,182} Pooling of the studies demonstrated no significant difference in the incidence between the two groups with an odds ratio of 1.39 (95% CI 0.36, 5.36), based upon 12 events in 1,942 participants.

Participants with myalgia. In all trials, using various statins and doses, incidence of myalgia was reported for three trials.^{49,105,128} Pooling of the studies demonstrated a nonsignificant difference in the incidence of myalgia in both groups with an odds ratio of 0.45 (95% CI 0.19, 1.07), based upon 22 events in 665 participants. No trial data was available that compared niacin plus a lower dose statin versus higher dose statin monotherapy.

Participants with CPK above 10 times the upper limit of normal. In all trial populations, one study presented data for niacin plus a lower dose statin versus higher dose statin monotherapy in participants not in particular need for intensive lipid lowering comparing extended release niacin 2 g/day plus rosuvastatin 10 mg/day with rosuvastatin 40 mg/day monotherapy.¹⁵⁵ There were no instances of CPK above 10 times the upper limit of normal (Table 37).

In all trials, using various statins and doses, the incidence of CPK above 10 times the upper limit of normal was reported in nine trials, with one event identified for 1690 participants for the trials' respective followup durations with a nonsignificant odds ratio of 16.70 (95% CI 0.28, 1002.74) (Table 37).^{49,104,105,139,155,162,170,171,182}

Participants with rhabdomyolysis. In all trial populations, using various statins and doses, rhabdomyolysis was reported not to have occurred in four trials in 944 participants (Table 37).^{104,105,150,171}

Key Question 3: Compared with higher-dose statins, and to one another, do combination regimens differ in benefits and harms within subgroups of patients?

Table 30. Availability of evidence addressing niacin key question 3 for statin plus niacin versus statin monotherapy comparison

Condition	All-cause mortality	Vascular Death	Participants reaching ATP III LDL-c targets	LDL-c	HDL-c	TC:HDL-c ratio	Non-HDL-c	TG
LDL-c \geq 190 mg/dL	No available evidence	No available evidence	No available evidence	No available evidence	No available evidence	No available evidence	Not applicable	
Diabetes mellitus	No available evidence	No available evidence	No available evidence	No available evidence	No available evidence	No available evidence	No available evidence	No available evidence
Established vascular disease	√	√	√	√	√	No available evidence	Not applicable	
Cerebrovascular disease	No available evidence	No available evidence	No available evidence	No available evidence	No available evidence	No available evidence		
African descent	No available evidence	No available evidence	No available evidence	No available evidence	No available evidence	No available evidence		
Asian descent	No available evidence	No available evidence	No available evidence	No available evidence	No available evidence	No available evidence		
Hispanic descent	No available evidence	No available evidence	No available evidence	No available evidence	No available evidence	No available evidence		
Females	No available evidence	No available evidence	No available evidence	No available evidence	No available evidence	No available evidence		
Age 80 years or more	No available evidence	No available evidence	No available evidence	No available evidence	No available evidence	No available evidence		

Abbreviations: ATP III = the third Adult Treatment Panel III Adult Treatment Panel of the National Cholesterol Education Program, HDL-c = high density lipoprotein cholesterol, LDL-c = low density lipoprotein cholesterol, TC = total cholesterol

Clinical Outcomes

Comparing statin plus niacin versus statin monotherapy (lower dose vs. higher dose and various statin doses)

All-cause mortality.

Participants with established vascular disease. Incidence of all cause mortality was reported for one trial, for the subgroup of participants with vascular disease (Table 31).¹⁹⁶ There was no statistically significant difference between the two treatment groups, with an odds ratio of 1.84 (95% CI 0.16, 20.76) for both subgroups.

Vascular death.

Participants with established vascular disease. The incidence of vascular death was reported for one trial, for participants with established vascular disease (Table 31).¹⁹⁷ No events were recorded.

LDL-c Targets and Other Surrogate Markers

Comparing statin plus niacin versus statin monotherapy (lower dose vs. higher dose and various statin doses)

Participants reaching ATP III LDL-c goals.

Participants with established vascular disease. The surrogate outcome incidence of participants reaching their ATP-III targets was reported for one trial with established vascular disease (Table 33).⁴⁹ No statistically significant difference was noted between the two groups (OR 1.51, 95% CI 0.56, 4.08).

LDL-c, percentage mean change from baseline.

Participants with established vascular disease. The surrogate outcome LDL-c percent change from baseline for participants with established vascular disease was reported for one trial (Table 33).¹⁶² No statistically significant difference was noted between the two groups (MD 0.00, 95% CI -6.51, 6.51).

HDL-c, percentage mean change from baseline.

Participants with established vascular disease. HDL-c percent change from baseline was reported for one trial (Table 34).¹⁶² There a significant increase in HDL-c in the combination group compared with monotherapy (MD 13.00 percent, 95% CI 6.01, 20.00).

Strength of Evidence

The strength of the available evidence was assessed as GRADE (Grading of Recommendations Assessment, Development and Evaluation)²²⁵ for the key outcomes all-cause mortality, vascular death, serious adverse events and achieving ATP-III target LDL-c. Results

generated using the GRADEpro software are presented in Tables H-17 to H-20 (Appendix H) can be summarized as follow:

1. Based on a single study in participants requiring intensive lipid lowering therapy, GRADE was “very low” for all cause mortality, vascular death and participants reaching ATP III LDL-c goals for the combination of any dose statin plus niacin compared to any dose statin (Appendix H, Table H-17).
2. Based on a single study in participants with established vascular disease, GRADE was “very low” for all cause mortality, vascular death and participants reaching ATP III LDL-c goals for the combination of any dose statin plus niacin compared to any dose statin (Appendix H, Table H-18).
3. Based on studies in participants followed up for more than 24 weeks and comparing the combination of any dose statin plus niacin to any dose statin, GRADE was “very low” for all cause mortality (4 trials), vascular death (1 trial) and serious adverse events (3 trials) (Appendix H, Table H-19).
4. Based on studies in participants regardless of baseline risk and comparing the combination of any dose statin plus niacin to any dose statin, GRADE was “very low” for all cause mortality (6 trials), vascular death (2 trials), serious adverse events (5 trials) and participants reaching ATP III LDL-c goals (1 trial) (Appendix H, Table H-20).

Evidence Summary Tables: Statin Plus Niacin Combination Therapy Versus Statin Monotherapy

Table 31. Quantitative syntheses of longer term outcomes (clinical, serious adverse events and cancer) for niacin plus a statin therapy compared with statin monotherapy

	Number of trials reporting outcome	Number of participants in relevant treatment groups	Number of Events	Odds ratio	Lower CI	Upper CI
All-cause mortality						
Participants requiring intensive lipid lowering therapy – All trials ¹⁹⁶						
Participants requiring intensive lipid lowering therapy – All trials 24 weeks or more followup ¹⁹⁶	1	149	3	1.84	0.16	20.76
Participants requiring intensive lipid lowering therapy – Trials with adequate allocation concealment ¹⁹⁶						
Participants with vascular disease ¹⁹⁶						
All trials ^{104,105,150,170,171,196}	6	1213	5	1.08	0.17	6.72
All trials 24 weeks or more followup ^{105,150,171,196}	4	960	5	1.08	0.17	6.72
Trials with adequate allocation concealment ^{104,105,171,196}	3	792	5	1.08	0.17	6.72
Vascular death						
Participants requiring intensive lipid lowering therapy ¹⁹⁷						
Participants with vascular disease ¹⁹⁷	1	54	0	-	-	-
All trials ^{128,197}	2	229	2	0.53	0.03	8.64
All trials 24 weeks or more followup ¹²⁸	1	175	2	0.53	0.03	8.64
Fatal myocardial infarction						
All trials ^{105,197}	2	229	1	4.64	0.08	283.78
All trials 24 weeks or more followup ¹⁰⁵	1	175	1	4.64	0.08	283.78
Participants requiring intensive lipid lowering therapy ¹⁹⁷	1	54	0	-	-	-
Any unspecified stroke						
All trials ¹⁹⁶						
All trials 24 weeks or more followup ¹⁹⁶	1	149	1	0.12	0.00	6.21
Participants requiring intensive lipid lowering therapy ¹⁹⁶						

Acute coronary syndrome							
All trials ¹⁹⁶	1	149	4	0.91	0.12	6.62	
Percutaneous coronary intervention							
All trials ¹⁹⁶							
Participants requiring intensive lipid lowering therapy ¹⁹⁶	1	149	5	3.78	0.41	34.68	
All trials 24 weeks or more followup ¹⁹⁶							
Serious adverse events							
All trials ^{104,105,150,170,171}	5	1064	16	1.29	0.44	3.80	
All trials 24 weeks or more followup ^{105,150,171}	3	811	9	1.00	0.26	3.86	
Cancer							
All trials ¹⁰⁵	1	175	2	0.10	0.00	2.20	

Abbreviations: CI = 95% confidence interval

Table 32. Quantitative syntheses of the incidence of participants achieving ATP-III LDL-c targets, for niacin plus a statin therapy compared with statin monotherapy

	Number of trials	Dose Niacin (mg/day)	Number of participants in relevant treatment groups	Number of participants with events	Odds ratio	Lower CI	Upper CI
Relative probability of attaining ATP-III target							
Participants requiring intensive lipid lowering therapy ⁴⁹	1	2000	66	40	1.51	0.56	4.08
Participants with vascular disease ⁴⁹							
All trials ⁴⁹	1	2000	222	166	-	-	-

Abbreviations: ATP III = the third Adult Treatment Panel III Adult Treatment Panel of the National Cholesterol Education Program, CI = 95% confidence interval, LDL-c = low density lipoprotein cholesterol

Table 33. Quantitative syntheses of LDL-c data, for niacin plus a statin combination therapy compared with statin monotherapy

	Number of trials	Number of participants in relevant treatment groups	Point Estimate	Lower CI	Upper CI
Difference in mean percentage change from baseline (%)					
Participants requiring intensive lipid lowering therapy ¹⁶²	1	83	0.00	-6.51	6.51
Participants with vascular disease ¹⁶²					
All trials ^{104,105,139,155,162,182,184}	7	673	-	-	-
Rosuvastatin - Lower dose statin in combination versus higher dose monotherapy ¹⁵⁵	1	124	12.00	2.26	21.74

Abbreviations: CI = 95% confidence interval, LDL-c = low density lipoprotein cholesterol

Table 34. Quantitative syntheses of HDL-c data, for niacin plus a statin combination therapy compared with statin monotherapy

Population	Number of trials	Number of participants in relevant treatment groups	Point Estimate	Lower CI	Upper CI
Difference in mean percentage change from baseline					
Participants requiring intensive lipid lowering therapy ¹⁶²	1	83	13.00	6.01	20.00
Participants with vascular disease ¹⁶²					
All trials ^{104,105,139,155,162,182}	6	732	-	-	-
<i>Rosuvastatin</i> Lower dose statin in combination compared with higher dose monotherapy ¹⁵⁵	1	67	13.00	6.10	19.90

Abbreviations: CI = 95% confidence interval, HDL-c = high density lipoprotein cholesterol

Table 35. Quantitative syntheses of total cholesterol:HDL-c ratios, for niacin plus a statin combination therapy compared with statin monotherapy

Population	Number of trials	Number of participants in relevant treatment groups	Max dose niacin (mg/d)	Point estimate	Lower CI	Upper CI
Difference in mean percentage change in TC: HDL-c ratio (%)						
All trials ¹³⁹	1	198	2000	-6.00	-9.60	-2.40

Abbreviations: CI = 95% confidence interval, HDL-c = high density lipoprotein cholesterol, TC = total cholesterol

Table 36. Quantitative synthesis of CIMT data, for niacin plus a statin combination therapy compared with statin monotherapy

	Number of trials	Number of participants in relevant treatment groups	Max dose niacin (mg/d)	Point estimate	Lower CI	Upper CI
Difference in mean CIMT						
All trials ¹⁹⁶						
Participants requiring intensive lipid lowering therapy ¹⁹⁶	1	149	1000	-0.03	-0.06	0.003

Abbreviations: CI = 95% confidence interval, CIMT = carotid intima-medial thickness

Table 37. Quantitative syntheses of short term harms and adherence to treatment, for niacin plus a statin combination therapy compared with statin monotherapy

Population	Number of trials	Niacin Dose (mg/d)	Number of participants in relevant treatment groups	Number of events	Odds ratio	Lower CI	Upper CI
Relative probability of participants adhering to treatment							
All trials ^{49,139,155,182,196}	5	1000 - 2500	1011	851	0.79	0.50	1.27
Trials 24-weeks or longer followup ^{155,196}	2	1000 - 2000	365	251	-	-	-
<i>Rosuvastatin</i>							
Lower dose statin in combination versus higher dose monotherapy ¹⁵⁵	1	2000	126	67	0.40	0.19	0.84
Relative probability of participants experiencing an adverse event							
All trials ^{104,105,150,155,171,182}	6	2000 - 2500	1275	681	-	-	-
Trials 24 weeks or longer followup ^{105,150,155,171}	4	1000 - 2000	1009	499	-	-	-
<i>Rosuvastatin</i>							
Lower dose statin in combination versus higher dose monotherapy ¹⁵⁵	1	2000	124	100	1.94	0.79	4.78
Relative probability of participants withdrawing from treatment due to an adverse event							
All trials ^{49,104,105,128,150,170,171,182,189,196}	10	1000 - 3000	1900	223	2.38	1.63	3.47
Relative probability of participants experiencing rhabdomyolysis							
All trials ^{104,105,150,171}	4	2000 - 2500	944	0	-	-	-
Relative probability of participants experiencing elevated serum AST and/or ALT greater than 3 times the upper limit of normal, and/or hepatitis							
All trials ^{49,104,128,150,155,162,170,171,182,196}	10	1000 - 2500	1942	12	1.39	0.36	5.36
<i>Rosuvastatin</i>							
Lower dose statin in combination versus higher dose monotherapy ¹⁵⁵	1	2000	126	0	-	-	-
Relative probability of participants experiencing myalgia							
All trials ^{49,105,128}	3	2000	665	22	0.45	0.19	1.07
Relative probability of participants experiencing CPK greater than 10 times the upper limit of normal							
All trials ^{49,49,104,105,139,155,170,182}	10	2000 - 2500	1690	1	16.70	0.28	1002.74
<i>Rosuvastatin</i>							
Lower dose statin in combination versus higher dose monotherapy ¹⁵⁵	1	2000	126	0	-	-	-

Abbreviations: ALT = alanine transaminase, AST = aspartate transaminase, CI = 95% confidence interval, CPK = creatinine phosphokinase

Statin Plus Bile Acid Sequestrant Combination Therapy Versus Statin Monotherapy

Overview of Included Studies

A total of 17 RCTs evaluated the relative efficacy and/or harm of the combination of statin plus bile acid sequestrant (BAS) (cholestyramine 1.6 to 24 g/day, colestipol 1.65 to 20 g/day) therapy compared with statin monotherapy, in a total of 2,930 participants (Table 3; Appendix F, Table F-24 to F-28). In addition, two non-randomized studies addressed this comparison (Table 4).^{88,89} Two trials included companion reports (Table 6); one in the published literature,¹⁹⁸ and one a Federal Drug Agency report of an extension of treatment and followup for a longer period of time.¹⁷² The longest available data for any given trial were analyzed. One companion report was considered for trial referencing.²¹²

Twelve trials were conducted in multiple centers^{52,122,133,137,164,172,174,185,186,190,191,198}, and three in single centers.^{136,163,173} Information regarding site was not reported for two trials.^{108,135} Fifteen of the 17 trials were partially or completely sponsored by the pharmaceutical industry,^{52,108,122,133,135-137,172,174,185,186,190,191,198} while funding was not disclosed for two trials.^{163,164} Total Jadad scores ranged from one to five with an average score of 2. An appropriate method of randomization was reported for three trials,^{172,173,190} and appropriate methods of double blinding were reported for four trials.^{133,172,173,185} Allocation concealment was deemed adequate for three trials^{122,172,173} and the results of two trials were based on intention-to-treat analyses.^{133,135}

Most trials (12) were carried out in North America,^{52,108,122,133,135,136,163,172,185,186,191} with three trials in Europe^{137,173,190} and two trials in Australia.^{174,198}

Reporting of participants' ethnicity was provided in five trials as follow

- European descent (89 to 96 percent)^{52,122,172,185,191}
- Hispanic descent (1.3 to 1.5 percent)^{172,185}
- African descent (3 to 8 percent)^{52,122,172,185}
- Asian descent (3 percent)¹⁸⁵

Neither power analyses regarding the primary outcome measures nor adjudication of outcomes were reported. Also, except for two trials,^{52,191} active clinical adverse event data collection was either not reported or unclear.

Key Question 1: For patients who require intensive lipid-modifying therapy, what are the comparative long-term benefits, and rates of serious adverse events of coadministration of different lipid-modifying agents (i.e. a statin plus another lipid-modifying agent) compared with higher dose statin monotherapy?

Study Design and Population Characteristics

A total of four parallel group RCTs including 511 participants compared statin plus BAS combinations and statin monotherapy, and reported one or more clinical outcomes or serious adverse events (Table 41; Appendix F, Table F-24).^{52,172,185,198} Three trials provided information on participants' ethnic descent.^{52,172,185} In included arms of those trials, 89 to 95 percent of

participants were of European descent, 3 to 7 percent of African descent, 1.5 percent of Hispanic descent and 2.6 percent of Asian descent. No trial was conducted exclusively in one gender. On average, 51 percent of participants were female (range 43 to 60 percent). The average of mean ages of participants was 54 years (range 49 to 59 years). Two trials recruited outpatients,^{172,198} while two trials did not report recruitment setting.^{52,185} Mean Jadad score was 3 (range 1 to 5) and one trial had adequate allocation concealment.¹⁷² No trials were exclusively in participants requiring intensive lipid lowering therapy.

The participants in these four trials were relatively homogenous, as none of the trials were performed in high risk participants, and none reported prior statin exposure. Most trials excluded participants with triglycerides above 300 to 600 mg/dL, patients with recent or unstable vascular disease, uncontrolled diabetes mellitus and hypertension, liver and muscle disease or high ALT, AST and/or CPK, and/or impaired renal function. No trial employed a statin plus BAS combined pill.

Table 38. Evidence addressing key question 1 for statin plus BAS versus statin monotherapy comparison

Outcomes	Extractable data availability	Key points of evidence synthesis
All-cause mortality	Yes	Three trials compared BAS-statin combination therapy with the same statin and same dose monotherapy. A significant difference was not observed in participants with mixed risk factors. These trials reported 2 deaths in 373 evaluable participants.
Vascular death	No	
Fatal myocardial infarction (MI)	Yes	One trial compared BAS-statin combination with the same statin and same dose monotherapy. A significant difference was not observed in participants with mixed risk factors. This trial reported 1 fatal MI in 150 evaluable participants.
Non-fatal MI	No	
Any or unspecified MI	No	
Acute coronary syndrome (ACS) (encompassing unstable angina or acute MI)	No	
Any cerebrovascular event	No	
Hemorrhagic stroke	No	
Ischemic stroke	No	
Any or unspecified stroke	No	
Transient ischemic attack (TIA)	No	
Carotid endarterectomy (CEA)	No	
Percutaneous coronary interventional procedure (PCI)	No	
Coronary artery bypass graft procedure (CABG)	No	
Any or unspecified revascularization procedure	No	
Serious adverse events	Yes	Two trials compared BAS-statin combination therapy with the same statin and same dose monotherapy. A significant difference was not observed in participants with mixed risk factors. These trials reported 7 SAEs in 278 evaluable participants.
Cancer	No	

Abbreviations: ACS = acute coronary syndrome, CABG = coronary artery bypass graft, CEA = carotid endarterectomy, MI = myocardial infarction, PCI = percutaneous coronary intervention, SAE = serious adverse event

Long-Term Efficacy, Serious Adverse Events, and Cancer

Comparing statin plus BAS versus statin monotherapy (lower dose vs. higher dose and various statin doses)

All-cause mortality. Three trials in 373 evaluable participants reported two deaths during a follow up of four to 24 weeks duration (Table 41).^{52,172,185} Only one of these trials, in 150 participants, was based on treatment and follow up of 24 weeks.⁵² This study compared fluvastatin 10-20 mg/day and cholestyramine 16 g/day plus fluvastatin 10 to 20 mg/day, and reported one death.⁵² Across these three trials of four to 24 weeks duration, two trials with 151 evaluable participants and a total of two deaths could be meta-analyzed (Appendix G, Figure G-57).^{52,172} A nonsignificant odds ratio of 1.07 (95% CI 0.11, 10.51) was observed (Table 41). A report of one trial with adequate allocation concealment had a nonsignificant estimable odds ratio of 3.25 (95% CI 0.13, 82.24) (Appendix F, Table F-24).¹⁷² No report permitted comparison of lower dose statin plus BAS with higher dose statin monotherapy, and none of the trials was performed specifically in participants requiring intensive lipid lowering therapy.

Fatal myocardial infarction. One trial in 150 evaluable participants compared fluvastatin (10-20 mg/day) and cholestyramine (16 g/day) with fluvastatin (10-20 mg/day), and reported one fatal myocardial infarction on monotherapy. A nonsignificant odds ratio of 0.35 (95% CI 0.01, 8.91) was observed (Table 41).⁵²

Serious adverse events. Seven participants experienced serious adverse events during two trials on 278 evaluable participants, during a followup of six to 30 weeks (Table 41).^{172,198} Simons et al compared simvastatin (40 mg/day) plus cholestyramine (4 g/day) with atorvastatin (80 mg/day) monotherapy in 136 participants, with six serious adverse events during a followup of 30 weeks.¹⁹⁸ Knapp et al compared simvastatin (10 to 20 mg/day) plus colestivelam (2.3 to 3.8 g/day) with simvastatin (10 to 20 mg/day) monotherapy in 142 participants, with one serious adverse event during a six week trial (Appendix F, Table F-24).¹⁷² The pooled nonsignificant odds ratio was 0.39 (95% CI 0.06, 2.36) (Appendix G, Figure G58).

Non-RCT evidence. Two non-randomized controlled trials compared statin plus BAS therapy with statin monotherapy (Table 42). Ojala et al⁸⁸ added colestipol (dose range from 5 to 20 g/day) to treatment of patients with primary hypercholesterolemia, some of whom had CHD. LDL-c was above 120 mg/dL in CHD patients or above 140 mg/dL for those without CHD, despite the use of lovastatin 80 mg/day. The only reported outcome of interest was the absence of serious adverse events in either treatment group during the three year follow up.⁸⁸ Mol et al compared simvastatin 40mg/day plus cholestyramine 4 g/day or colestipol 5g/day, with simvastatin 40 mg/day in 26 patients with severe familial hypercholesterolemia, for two years.⁸⁹ In the combination group, one participant experienced a myocardial infarction and one experienced unstable angina, but there were no cases of coronary arterial bypass graft.⁸⁹ No other outcome of interest was reported (Table 42).

Key Question 2: Do these regimens differ in reaching LDL-targets (or other surrogate markers), short-term side effects, tolerability, and/or adherence?

Study Design and Population Characteristics

Records of seventeen trials comparing a statin plus BAS combination with statin monotherapy reported one or more surrogate efficacy or harm outcomes, other than serious adverse events and cancer (Table 39; Appendix F, Table F-25 to F-28).^{52,108,122,133,135-137,163,164,172-174,185,186,190,191,198} These trials included 2,930 randomized participants. No trials were of crossover design. Six records provided information on participants' descent,^{52,122,164,172,185,191} with reports of 87 to 96 percent of participants of European descent, 3 to 8 percent of African descent, 1.5 percent of Hispanic descent and 2.6 percent of Asian descent. Trial duration ranged from four to 192 weeks with an average of 32 weeks. One trial was conducted exclusively in males.¹⁰⁸ In the remaining 16 trials, on average 38 percent of participants were females (range, 5 to 60 percent). The average of mean ages of participants was 54 years (range of mean age, 45 to 62 years). Five trials recruited outpatients,^{133,172,190,191,198} while 12 trials did not report recruitment setting. Mean Jadad score was 2 (range 1 to 5) and four trials had adequate allocation concealment.^{122,172,173,190} Five of these trials included 426 participants requiring intensive lipid lowering treatment and/or participants with baseline LDL-c above 190 mg/dL.^{108,122,163,174,198}

Three trials included only participants with familial combined hypercholesterolemia,^{136,163,164} three included participants all with LDL-c above 190mg/dL,^{122,163,198} two reported past history of coronary artery diseases in most or all participants,^{108,174} and one reported that all participants had prior statin exposure.¹²² The other seven trials were relatively homogenous regarding participants' characteristics. Most trials excluded participants with TG above 300 to 600 mg/dL, recent or unstable vascular disease, uncontrolled diabetes mellitus or hypertension, liver and muscle disease, high ALT, AST and CPK, or impaired renal function. No trial employed a BAS plus statin combined pill.

Table 39. Evidence addressing key question 2 for statin plus BAS versus statin monotherapy comparison

Relevant outcomes	Extractable data availability	Key points of evidence synthesis
Participants attaining ATP III LDL-c targets	Yes	One trial comparing lower dose statin in combination with higher dose monotherapy in participants with history of cardiovascular diseases favored combination therapy.
LDL-c	Yes	Compared with same statin monotherapy (one trial with higher statin dose) in participants with heterogeneous risk factors, nine of 11 trials favored BAS-statin combination, but results could not be pooled.
HDL-c	Yes	Nine trials compared combination therapy with the same statin monotherapy (one trial with higher statin dose) in participants with heterogeneous risk factors. A significant difference was not observed.
TC:HDL ratio	No	
Carotid artery	No	
Coronary artery	No	
Treatment Adherence	Yes	Five trials compared combination therapy with the same statin monotherapy (two trials with higher statin dose monotherapy) in participants with heterogeneous risk factors. All trials favored monotherapy, but results could not be pooled.
All participants with adverse events	Yes	Four trials compared combination therapy with the same statin monotherapy (one trial with higher statin dose monotherapy) in participants with heterogeneous risk factors. All trials favored monotherapy, but results could not be pooled.
Withdrawal due to adverse events	Yes	Eight trials compared combination therapy with the same statin monotherapy (four with higher statin dose monotherapy) in participants with heterogeneous risk factors, with 31 withdrawals due to AEs in 966 evaluable participants. No significant difference was observed.
Elevated AST and/or ALT > 3 times ULN and/or hepatitis	Yes	Two 4 to 30 week trials in 212 evaluable participants reported no events.
Myalgia	Yes	Four trials comparing combination therapy with the same statin monotherapy (one with higher statin dose) in participants with heterogeneous risk factors, reported 11 episodes of myalgia in 343 evaluable participants. No significant difference was observed.
CPK > 10 times ULN	Yes	Two 6 to 30 week trials in 283 evaluable participants reported no events.
Rhabdomyolysis (investigator defined)	No	

Abbreviations: ALT = alanine transferase, AST = aspartate transferase, ATP III = Third Adult Treatment Panel of the National Cholesterol Education Program, HDL-c = high density lipoprotein cholesterol, LDL-c = low density lipoprotein cholesterol, TC = total cholesterol

LDL-c Targets and Other Surrogate Markers

Comparing statin plus BAS versus statin monotherapy (lower dose vs. higher dose and various statin doses)

Participants reaching ATP III LDL-c goals. One record of a 12 week trial on 59 evaluable participants reported attainment of ATP III LDL-c targets (Table 43).¹⁰⁸ This trial compared pravastatin 20 mg/day plus cholestyramine 10 g/day with pravastatin 40 mg/day in 59 male

North American participants. All had moderate hypercholesterolemia, history of coronary artery diseases and prior use of statins. Eighteen participants reached ATP III LDL-c target levels, yielding a nonsignificant odds ratio of 4.51 (1.34, 15.14) favoring combination therapy (Table 43; Appendix F, Table F-25).¹⁰⁸

LDL-c, percentage mean change from baseline. A total of 11 trials provided data on 15 pairs of analyzable arms on 1010 evaluable participants.^{52,122,133,163,164,172-174,185,191,198} Followup duration ranged from four to 40 weeks, with the majority of trials less than 24 weeks in duration. Across trials, participant characteristics were relatively heterogeneous, with four trials including participants with moderate to severe familial hypercholesterolemia requiring intensive lipid lowering therapy,^{122,163,174,198} and/or LDL-c above 190 mg/dL at baseline.^{122,163,198}

Meta-analysis was not possible due to substantial statistical heterogeneity ($I^2 = 88$ percent). However, most trials demonstrated significant percentage reductions from baseline in favor of statin plus BAS combination therapy compared with statin monotherapy, ranging from 4 to 16 percent (Table 44; Appendix G, Figure G-59). In contrast, two trials showed a difference in means favoring monotherapy. One 30 week trial in 136 participants comparing simvastatin 40 mg/day plus cholestyramine 4 g/day, with atorvastatin 80 mg/day monotherapy in participants with no prior exposure to statins, showed a significant difference in means of 11 percent (95% CI 6.45, 15.55) in favor of monotherapy.¹⁹⁸ Another 32 week trial in 37 participants, comparing mixed statins plus colestipol 20 g/day with atorvastatin 80 mg/day monotherapy in participants heterogeneous familial and polygenic hypercholesterolemia, showed a nonsignificant difference in means of 5.43 percent (95% CI -1.84, 12.7) in favor of monotherapy.¹⁶³ When the analyses were rerun after removing these two outliers a significant percentage reductions from baseline in favor of statin plus BAS combination of -10.6 percent (95% CI -12.56, -8.65) was demonstrated, without significant heterogeneity ($I^2 = 17.7$ percent). There was no significant lateral asymmetry on the funnel plot, with an Egger's regression intercept of -1.7, and two tailed p-value > 0.647.

Four trials contributed efficacy data comparing statin plus BAS therapy with statin monotherapy, regardless of statin dose, in those who require intensive lipid lowering therapy (i.e. participants with baseline LDL-c above 190 mg/dL, or history of coronary artery disease).^{122,163,174,198} Persistent statistical heterogeneity prevented meta-analysis ($I^2 = 89$ percent). Results of individual trials were inconsistent, with one trial showing a mean percentage change of -10 percent in favor of combination (95% CI -19.92, -0.28)¹⁷⁴, one trial showing significant results favoring monotherapy (MD 11; 95% CI 6.45, 15.55)¹⁹⁸ and two trials yielding nonsignificant mean differences in percentage change from baseline LDL-c ranging from -4.1 to 5.4 percent (Table 44; Appendix G, Figure G-60).^{122,163} Hunninghake et al provided data comparing lower dose atorvastatin 10 mg/day plus colesevalam 3.8 g/day with higher dose atorvastatin 80 mg/day monotherapy.¹³³ This study investigated 38 participants without any particular risk factor and reported a percentage mean difference of 5.00 percent (95% CI -3.34, 13.34) (Table 44).

HDL-c, percentage mean change from baseline. A total of nine trials provided 10 pairs of meta-analyzable data on 911 evaluable participants.^{52,122,163,164,173,174,185,191,198} Followup duration ranged from four to 40 weeks, and five trials were more than 24 weeks in length. Across trials, participants presented with moderate to severe familial hypercholesterolemia and/or LDL-c above 190 mg/dL at baseline.^{122,163,174,198} Pooled results yielded an estimable mean percentage

difference of 0.33 percent (95% CI -1.86, 2.52) and no significant heterogeneity ($I^2 = 29$ percent) (Table 45). Asymmetry was not evident on the funnel plot.

Four trials contributed efficacy data comparing statin plus BAS with statin monotherapy, for all statin doses, in those requiring intensive lipid lowering therapy.^{122,163,174,198} Pooled results showed an estimable mean percentage difference of 2.25 percent (95% CI -0.56 mg/dL, 5.06 mg/dL) and no significant heterogeneity ($I^2 = 3$ percent) (Table 45; Appendix F, Table F-27). None of the trials provided evaluable data comparing combination therapy using lower dose statin with higher dose statin monotherapy.

Harms and Treatment Adherence

Comparing statin plus BAS versus statin monotherapy (lower dose vs. higher dose and various statin doses)

Participants adherent to treatment. Five trials of four to 96 weeks duration provided analyzable data in 1420 evaluable participants.^{122,133,137,164,190} Data could not be pooled because of significant heterogeneity ($I^2 = 53$ percent) (Table 46; Appendix F, Table F-28). Asymmetry was not evident on the funnel plot (Appendix G, Figure G-62). One long-term trial (96 weeks) compared pravastatin 20 mg/day plus cholestyramine 8 g/day with pravastatin 20 to 40 mg/day monotherapy, in 1073 evaluable participants, and yielded a significant odds ratio of 0.41 (95% CI 0.26, 0.7) in favor of monotherapy.¹⁹⁰ Four trials with less than 24 months followup yielded odds ratios ranging from 0.1 to 0.97.^{122,133,137,164} Potential factors contributing to the heterogeneity among these studies included:

- One study was conducted in participants requiring intensive lipid lowering therapy because of baseline LDL-c levels above 190 mg/dL.¹²² Participants in the remaining four studies presented with moderate hypercholesterolemia.
- Four studies were sponsored by the pharmaceutical industry,^{122,133,137,190} and this information was not reported in one study.¹⁶⁴
- All trials employed a similar statin in combination and monotherapy arms. Two trials compared lower dose statin plus BAS with higher dose statin monotherapy,^{133,137} one four to 12 week trial compared simvastatin 20 mg/day plus colestipol 5 to 10 g/day with higher dose simvastatin 40 mg/day monotherapy in 81 evaluable healthy participants, and yielded a nonsignificant odds ratio of 0.33 (95% CI 0.09, 1.27).¹³⁷ A second trial compared atorvastatin 10 mg/day plus colesvelam 3.8 g/day with higher dose atorvastatin 80 mg/day monotherapy in 39 evaluable participants, and showed a nonsignificant odds ratio of 0.94 (95% CI 0.12, 7.48) (Table 46).¹³³
- A procedure to guarantee adequate allocation concealment was reported in only two of the five studies.^{122,190}

Participants with at least one adverse event. Four 4 to 24 week trials provided six pairs of analyzable arms including 522 evaluable participants, reporting 301 adverse events.^{52,122,137,172} One long-term trial (24 weeks) compared in its four arms fluvastatin 10 and 20 mg/day plus cholestyramine 8 to 16 g/day, with fluvastatin 10 and 20 mg/day monotherapy in 150 evaluable participants, and showed a pooled significant odds ratio of 5.14 (2.39, 11.07) in favor of monotherapy.⁵² (Table 46). Asymmetry was not evident on the funnel plot (Appendix G, Figure G-63). It is worth noting that doses of BAS varied among trials. In particular, cholestyramine was employed in combination with statins in doses varying from 1.6 g/day¹²² to 16 g/day.⁵² Only

one four to 12 week trial compared simvastatin 20 mg/day plus colestipol 5 to 10 g/day with higher dose simvastatin 40 mg/day monotherapy, in 83 evaluable healthy participants, and yielded a nonsignificant odds ratio of 1.19 (95% CI 0.47, 3.02) (Table 46).¹³⁷

Participants withdrawing due to adverse event. Eight trials of four to 24 week duration provided nine pairs of analyzable arms in 966 evaluable participants, with 31 withdrawals due to adverse events.^{52,122,133,164,172,185,191,198} Pooled results showed a nonsignificant odds ratio of 1.80 (95% CI 0.68, 4.76) and no significant heterogeneity ($I^2 = 19$ percent) (Table 46; Appendix F, Table F-28). Asymmetry was not evident on the funnel plot (Appendix G, Figure G-64). Doses of BAS varied widely among trials. Cholestyramine was administered in four trials in doses from 1.6 to 24 g/day,^{52,122,191,198} colestipol was administered in three trials in doses from 2.3 to 3.8 g/day,^{133,172,185} and colestipol was administered in one trial at 1.65 g/day.¹⁶⁴

One 4 week trial compared atorvastatin 10 mg/day plus colestipol 3.8 g/day with atorvastatin 80 mg/day monotherapy in 39 evaluable participants. There were two withdrawals due to adverse events, with a nonsignificant odds ratio of 1.06 (95% CI 0.06, 18.17)¹³⁷ (Table 46).

Participants with AST and/or ALT above 3 times the upper limit of normal, and/or hepatitis. Two 4- to 30-week trials in 212 evaluable participants reported no cases of elevated AST/ALT above three times the upper limit of normal (Table 46; Appendix F, Table F-28).^{185,198}

Participants with myalgia. Four 4 to 12 week trials reported 11 cases of myalgia among 343 evaluable participants (Table 46; Appendix F, Table F-28).^{108,122,173,185} A nonsignificant odds ratio of 0.43 (95% CI 0.12, 1.54), without evidence of significant heterogeneity ($I^2 = 0$ percent) was observed. No trials with estimable data enabled comparison of lower dose statin plus BAS with a higher dose of the same statin monotherapy.

Participants with CPK above 10 times the upper limit of normal. Two 6- to 30-week trials in 283 evaluable participants reported no cases of elevated CPK above 10 times the upper limit (Table 46; Appendix F, Table F-28).^{122,198}

Key Question 3: Compared with higher-dose statins, and to one another, do combination regimens differ in benefits and harms within subgroups of patients?

Table 40. Availability of evidence addressing key question 3 for statin plus BAS versus statin monotherapy comparison

Condition	All-cause mortality	Vascular Death	Participants reaching ATP III LDL-c targets	LDL-c	HDL-c	TC:HDL-c ratio	Non-HDL-c	TG
LDL-c \geq 190 mg/dL	No available evidence	No available evidence	No available evidence	√	√	No available evidence	Not applicable	
Diabetes mellitus	No available evidence	No available evidence	No available evidence	No available evidence	No available evidence	No available evidence	No available evidence	No available evidence
Established vascular disease	No available evidence	No available evidence	√	No available evidence	No available evidence	No available evidence	Not applicable	
Cerebrovascular disease	No available evidence	No available evidence	No available evidence	No available evidence	No available evidence	No available evidence	Not applicable	
African descent	No available evidence	No available evidence	No available evidence	No available evidence	No available evidence	No available evidence	Not applicable	
Asian descent	No available evidence	No available evidence	No available evidence	No available evidence	No available evidence	No available evidence	Not applicable	
Hispanic descent	No available evidence	No available evidence	No available evidence	No available evidence	No available evidence	No available evidence	Not applicable	
Females	No available evidence	No available evidence	No available evidence	No available evidence	No available evidence	No available evidence	Not applicable	
Age 80 years or more	No available evidence	No available evidence	No available evidence	No available evidence	No available evidence	No available evidence	Not applicable	

Abbreviations: HDL-c = high density lipoprotein cholesterol, LDL-c = low density lipoprotein cholesterol, TC = total cholesterol, TG = triglycerides

LDL-c Targets and Other Surrogate Markers

Comparing statin plus BAS versus statin monotherapy (lower dose vs. higher dose and various statin doses)

Participants reaching ATP III LDL-c goals.

Participants with established vascular diseases. A single 12-week trial in 59 evaluable participants reported attainment of ATP III LDL-c targets (Table 43).¹⁰⁸ This trial compared pravastatin (20 mg/day) and cholestyramine (10 g/day) with pravastatin (40 mg/day) in 59 male North American participants, all with moderate hypercholesterolemia, a history of coronary artery disease and prior use of statins. Eighteen participants reached ATP III LDL-c target

levels, yielding a significant odds ratio of 4.51 (1.34, 15.14) favoring combination therapy (Table 43; Appendix F, Table F-25).¹⁰⁸

LDL-c and HDL-c, percentage mean change from baseline.

Participants with baseline LDL-c above 190 mg/dL. Three trials contributed efficacy data for statin plus BAS combination therapy in comparison with statin monotherapy, for any statin dose, in participants with baseline LDL-c above 190 mg/dL.^{122,163,198} Statistical heterogeneity precluded meta-analysis ($I^2 = 78$ percent). All trials showed nonsignificant mean differences in percentage change from baseline in LDL-c (Appendix G, Figure G-61). One six week trial in 144 evaluable participants employing identical high dose rosuvastatin in combination and monotherapy had a mean percentage reduction of -4.1 percent (95% CI, -9.1, 0.9).¹²² One 48 week trial in 37 evaluable participants compared 40 mg/day of atorvastatin or simvastatin plus 20 g/day of colestipol with 80 mg/day of atorvastatin monotherapy and had a mean percentage reduction of 5.4 percent (95% CI -1.84, 12.67).¹⁶³ Finally, a 30 week trial in 136 evaluable participants compared simvastatin 40 mg/day plus cholestyramine 4 g/day with atorvastatin 80 mg/day monotherapy, and had a mean percentage reduction of 11 percent favoring monotherapy (95% CI 6.45, 15.55).¹⁹⁸

HDL-c, percentage mean change from baseline in participants with baseline LDL-c above 190 mg/dL. The same three trials described above for percentage changes in LDL-c also provided data on mean percentage change in HDL-c.^{122,163,198} Pooled results showed an estimable mean percentage difference of 2.37 percent (95% CI -1.18, 5.93) and no significant heterogeneity ($I^2 = 2$ percent)(Table 45).

Strength of Evidence

The strength of the available evidence was assessed as GRADE (Grading of Recommendations Assessment, Development and Evaluation)²²⁵ for the key outcomes all-cause mortality, vascular death, serious adverse events and achieving ATP-III target LDL-c. Results generated using the GRADEpro software are presented in Tables H-21 to H-23 (Appendix H) and can be summarized as follows:

1. Based on a single study in participants requiring intensive lipid lowering therapy, GRADE was “very low” for participants reaching ATP III LDL-c goals for the combination of any dose statin plus BAS compared to any dose statin (Appendix H, Table H-21).
2. Based on a single study in participants followed up for more than 24 weeks, GRADE was “very low” for all cause mortality and participants reaching ATP III LDL-c goals for the combination of any dose statin plus BAS compared to any dose statin (Appendix H, Table H-22).
3. Based on studies in participants regardless of baseline risk and comparing the combination of any dose statin plus BAS to any dose statin, GRADE was “very low” for all cause mortality (3 trials), serious adverse events (2 trials) and participants reaching ATP III LDL-c goals (1 trial) (Appendix H, Table H-23).

Evidence Summary Tables: Statin Plus Bile Acid Sequestrant Combination Therapy Compared With Statin Monotherapy

Table 41. Quantitative syntheses of longer term outcomes data (clinical, serious adverse events and cancer) for BAS plus statin therapy compared with statin monotherapy

Outcome	Number of trials reporting outcome	Number of participants in relevant treatment groups	Number of participants with events	Odds ratio	Lower CI	Upper CI
All-cause mortality						
All trials ^{52,172,185}	3	373	2	1.07	0.11	10.51
All trials 24 weeks or more followup ⁵²	1	77	1	0.35	0.01	8.9
Trials with adequate allocation concealment ¹⁷²	1	147	1	3.25	0.13	82.24
Fatal Myocardial Infarction						
All trials Trial 24 weeks ⁵²	1	150	1	0.35	0.01	8.91
Serious Adverse Event(s)						
All trials ^{172,198}	2	278	7	0.39	0.06	2.36

Abbreviations: BAS = bile acid sequestrant, CI = 95% confidence interval

Table 42. Non-randomized controlled trial evidence regarding BAS plus statin therapy compared with statin monotherapy

Trial	Design Duration Downs and Black score	Patients (LDL-c mg/dL)	Monotherapy Dose (mg/d)	Combination Therapy Dose (mg/d)	Results	Limitations	Applicability	Conclusion
Ojala (1990) ⁸⁸	CCT 3 years 16/28	54 men and postmenopausal women less than 70 years with 1° HC, with or without CHD, and without marked hypertriglyceridemia who had previously participated in a lovastatin-probuco RCT Baseline LDL-c (SD) combination 395 (66)mg/dL mono 240 (39)mg/dL	Lovastatin (max 80mg/d) Titrated in CHD if LDL-c ≥ 120 mg/dL Titrated in others if LDL-c ≥ 140 mg/dL	In patients with LDL-c still above target, colestipol was added and titrated to maximal tolerated dose – lovastatin (80, average dose 74), colestipol (maximum dose 2000, average dose 1200)	Mortality and other clinical outcomes of interest, cancer and cognitive decline NR SAE: Zero patients with in both treatment groups	Groups were not comparable based on type of hypercholesterolemia: non-familial hypercholesterolemia mono, familial hypercholesterolemia combination	Low event rate and lack of reporting of other important long-term outcomes, unknown setting, and patient population are suggestive of low applicability	No comparative analysis can be made given different patient subtypes in the two arms
Mol (1990) ⁸⁹	CCT 2 years NR NR	26 patients with severe familial hypercholesterolemia Baseline LDL-c (SD) = 342 (68.5)	Simvastatin 40	S 40 plus C-amine 4000 or colestipol 5000	Mortality and other clinical outcomes of interest, SAE, cancer and cognitive decline NR Myocardial infarction: S40 = 0/12; S40 + BAS = 1/14 Unstable angina: MI: S40 = 0/12; S40 + BAS = 1/14 CABG/MI: S40 = 0/12; S40 + BAS = 2/14	No comparison of baseline characteristics was reported	Low event rate, lack of reporting of other important long-term outcomes, unknown setting, and absence of reporting of exclusion criteria are suggestive of low applicability	Results inconclusive given low event rate and lack of statistical significance

Abbreviations: BAS = bile acid sequestrant, CABG = coronary arterial bypass graft, C-amine = colestyramine, CCT = clinical controlled trial, CI = 95% confidence interval, LDL-c = low density lipoprotein cholesterol, N = number, S = simvastatin, SAE = serious adverse events, TG = triglycerides

Table 43. Quantitative syntheses of participants attaining ATP III LDL-c targets, for BAS plus statin therapy compared with statin monotherapy

Outcome	Number of trials reporting outcome	Number of participants in relevant treatment groups	Number of participants with events	Odds ratio	Lower CI	Upper CI
Relative probability of attaining ATP III LDL-c goal						
All trials						
Participants requiring intensive lipid lowering therapy	1	59	18	4.51	1.34	15.14
All participants with established vascular diseases ¹⁰⁸						

Abbreviations: ATP III = Third Adult Treatment Panel of the National Cholesterol Education Program, BAS = bile acid sequestrant, CI = 95% confidence interval, LDL-c = low density lipoprotein cholesterol

Table 44. Quantitative syntheses of LDL-c data, for BAS plus statin therapy compared with statin monotherapy

Quantitative syntheses	Number of trials reporting outcome	Number in relevant treatment groups	Point Estimate	Lower CI	Upper CI
Difference in mean LDL-c percentage change from baseline					
All trials ^{52,52,122,133,163,164,172,172-174,185,191,198}	11	1010			
<i>Atorvastatin</i>					
Lower dose statin in combination versus higher dose monotherapy ¹³³	1	38	5	-3.34	13.34
Participants in need of intensive lipid lowering therapy ^{122,163,174,198}	4	367			
Participants with LDL-c > 190 ^{122,163,198}	3	317			

Abbreviations: BAS = bile acid sequestrant, CI = 95% confidence interval, LDL-c = low density lipoprotein cholesterol

Table 45. Quantitative syntheses of HDL-c data, for BAS plus statin therapy compared with statin monotherapy

Quantitative syntheses	Number of trials reporting outcome	Number in relevant treatment groups	Point Estimate	Lower CI	Upper CI
Difference in mean HDL-c percentage change from baseline (%)					
All trials ^{52,122,163,164,173,174,185,191,198}	9	911	0.33	-1.86	2.52
Participants in need of intensive lipid lowering therapy ^{122,163,174,198}	4	367	2.25	-0.56	5.06
Participants with LDL > 190 ^{122,163,198}	3	317	2.37	-1.18	5.93

Abbreviations: BAS = bile acid sequestrant, CI = 95% confidence interval, HDL-c = high density lipoprotein cholesterol, LDL-c = low density lipoprotein cholesterol

Table 46. Quantitative syntheses of short term harms and adherence data, for BAS plus statin therapy compared with statin monotherapy

	Number of trials reporting outcome	Number in relevant treatment groups	Number of participants with events	Odds ratio	Lower CI	Upper CI
Treatment adherence						
All trials ^{122,133,137,164,190}	5	1420	1262			
<i>Simvastatin</i>						
Lower dose statin in combination versus higher dose monotherapy ¹³⁷	1	81	64	0.33	0.09	1.27
<i>Atorvastatin</i>						
Lower dose statin in combination versus higher dose monotherapy ¹³³	1	39	35	0.94	0.12	7.48
At least one adverse event						
All trials ^{52,122,137,172}	4	522	301	2.19	1.28	3.75
All trials 24 weeks or more followup ⁵²	1	150	99	5.14	2.39	11.07
<i>Simvastatin</i>						
Lower dose statin in combination versus higher dose monotherapy ¹³⁷	1	83	44	1.19	0.47	3.02
Withdrawal due to adverse event						
All trials ^{52,122,133,164,172,185,191,198}	8	966	31	1.80	0.68	4.76
<i>Atorvastatin</i>						
Lower dose statin in combination versus higher dose monotherapy ¹³³	1	39	2	1.06	0.06	18.17
AST and/or ALT ≥ 3 times ULN, and/or hepatitis						
All trials ^{185,198}	2	212	0			
Myalgia						
All trials ^{108,122,173,185}	4	343	11	0.43	0.12	1.54
CPK ≥ 10 times the ULN						
All trials ^{122,198}	2	156	0			

Abbreviations: ALT = alanine transaminase, AST = aspartate transaminase, BAS = bile acid sequestrant, CI = 95% confidence interval, CPK = creatinine phosphokinase

Statin Plus Omega-3 Fatty Acid Versus Statin Monotherapy

Overview of Included Studies

A total of 10 randomized controlled trials trial reports evaluated relative efficacy and/or harms of omega-3 plus statin combination therapy compared with statin monotherapy, in a total of 19212 participants (Table 3; Appendix F, Table F-29 to F-33). It should be noted that the majority of participants was from one study.¹⁴¹ None of the included non-randomized studies addressed this particular comparison. Four randomized trials had more than one associated journal published or FDA report (Table 5). None of the trials had any companion or extension report of longer treatment or followup period.

Two trials were conducted in multiple centers,^{141,180} and eight trials in single centers (Table 50; Appendix F, Table F-29).^{107,165,175-179,199} There were no trials exclusively in females, or participants of Hispanic, or African descent.

Reporting of participants' ethnic background was as follows:

- One trial reported a mean of 96 percent of participants of European descent
- Two trials reported a mean of 51 percent of participants of Asian descent (range 1 to 100 percent)
- One trial reported a mean of 2 percent of participants of Hispanic descent
- One trial reported a mean of 1 percent of participants of African descent

Trial duration ranged from five to 240 weeks, with an average of 34 weeks. On average 39 percent of participants were women (range 0 to 78 percent). The average of mean ages of participants was 56 years (range of mean age 47 to 61 years). All trials recruited solely from outpatient settings, with the exception of three in which the recruitment setting was not reported.^{141,178,179}

Of the ten trials, only two trials were exclusively in participants requiring intensive lipid lowering treatment (i.e. participants with established vascular disease and/or diabetes mellitus and/or baseline LDL-c above 190 mg/dL).^{175,176}

The mean Jadad score for trial reports was 3 (range 1 to 4). Four trials involved an appropriate method of randomization,^{141,175,180,199} while six had an appropriate method of double blinding.^{107,165,175-177,180} Allocation concealment was reported as adequate in four trials.^{141,175,180,199}

Five of the 10 trials were partially or completely sponsored by the pharmaceutical industry,^{107,141,176,177,180} while funding was not reported or unclear in five reports.^{165,175,178,179,199}

Distribution of trials by geographical region as follows:

- North America - 2 trials^{178,180}
- Europe - 4 trials^{165,176,177,179}
- Asia - 2 trials^{141,175}
- Australia - 2 trials^{107,199}

Key Question 1: For patients who require intensive lipid-modifying therapy, what are the comparative long-term benefits, and rates of serious adverse events of coadministration of different lipid-modifying agents (i.e. a statin plus another lipid-modifying agent) compared with higher dose statin monotherapy?

Table 47. Evidence addressing key question 1 for statin plus omega-3 fatty acids versus statin monotherapy comparison

Outcomes	Evidence availability	Key points of evidence synthesis
All-cause mortality	Yes	No significant difference was observed for the outcome in trials in mixed populations (OR 1.08; 95% CI 0.91, 1.28)
Vascular death	No	
Fatal myocardial infarction (MI)	Yes	No significant difference was observed for the outcome in trials in mixed populations (OR 0.73; 95% CI 0.34, 1.58) or in participants requiring intensive lipid lowering therapy (OR 0.29; 95% CI 0.01, 7.39)
Non-fatal MI	Yes	No significant difference was observed for the outcome in one 240 week trial comprising of a mixed population (OR 0.75; 95% CI 0.54, 1.03)
Any or unspecified MI	Yes	No significant difference was observed for the outcome in one 240 week trial comprising of a mixed population (OR 0.76; 95% CI 0.56, 1.04)
Acute coronary syndrome (ACS) (encompassing unstable angina or acute MI)	No	
Any cerebrovascular event	No	
Hemorrhagic stroke	Yes	No significant difference was observed for the outcome in one 240 week trial comprising of a mixed population (OR 1.26; 95% CI 0.83, 1.91)
Ischemic stroke	Yes	No significant difference was observed for the outcome in one 240 week trial comprising of a mixed population (OR 0.93; 95% CI 0.72, 1.21).
Any or unspecified stroke	Yes	No significant difference was observed for the outcome in one 240 week trial comprising of a mixed population (OR 0.42; 95% CI 0.10, 1.87).
Transient ischemic attack (TIA)	No	
Carotid endarterectomy (CEA)	No	
Percutaneous coronary interventional procedure (PCI)	No	
Coronary artery bypass graft procedure (CABG)	No	
Any or unspecified revascularization procedure	No	
Serious adverse events	Yes	No significant difference was observed for the outcome in one 8 week trial in a mixed population (OR 4.44; 0.49, 40.29)
Cancer	Yes	No significant difference was observed for the outcome in one 240 week trial in a mixed population (OR 1.11; 0.92, 1.34).

Abbreviations: ACS = acute coronary syndrome, CABG = coronary artery bypass graft, CEA = carotid endarterectomy, MI = myocardial infarction, PCI = percutaneous coronary intervention, SAE = serious adverse event

Four trials, randomizing 19002 participants, compared omega-3 fatty acid plus statin combination therapy with statin monotherapy, and reported one or more of the clinical outcomes, serious adverse events or cancer (Table 50).^{141,176,177,180} There were no trials exclusively in females.

Reporting of participants' ethnic background was as follows:

- One trial reported a mean of 96 percent of participants of European descent
- Two trials reported a mean of 51 percent of participants of Asian descent (range 1 to 100 percent)
- One trial reported a mean of 2 percent of participants of Hispanic descent
- One trial reported a mean of 1 percent of participants of African descent

Trial duration ranged from five to 240 weeks with an average of 69 weeks. Although no trial totally excluded the female gender, on average 42 percent of participants were women (range 27 to 69 percent).

The average of mean ages of participants was 56 years (range 47 to 61 years).

All trials recruited outpatients with the exception of one trial in which recruitment was not reported.¹⁴¹

The mean Jadad score for trial reports was 3 (range 2 to 4), and two trials reports reported an adequate method of allocation concealment.^{141,180}

Of the four trials, only one trial was exclusively in participants requiring intensive lipid lowering treatment (i.e. participants with established vascular disease and/or diabetes mellitus and/or baseline LDL-c above 190 mg/dL).¹⁷⁶

Long-Term Efficacy, Serious Adverse Events, and Cancer

Comparing statin plus omega-3 fatty acids versus statin monotherapy (lower dose vs. higher dose and various statin doses)

All-cause mortality. All-cause mortality data was reported for three trials,^{141,177,180} all of which were in populations not in particular need of intensive lipid lowering and using various statins and doses. Two of these trials presented an adequate form of allocation concealment,^{141,180} and one trial which had a long-term followup of 240 weeks (Table 50).¹⁴¹ Of the trials, only one yielded analyzable data.¹⁴¹ This trial report demonstrated no statistically significant difference in the incidence of mortality between omega-3 plus statin combination therapy and statin monotherapy, with an odds ratio of 1.08 (95% CI 0.91, 1.28), based 551 events.

Myocardial infarction. Incidence of myocardial infarction as well as non-fatal myocardial infarction was reported for one trial,¹⁴¹ which had a followup duration of 240 weeks (Table 50). Fatal myocardial infarction was reported for two trials, which had long-term followup durations of 24 weeks and 240 weeks.^{141,176}

Incidence of myocardial infarction was available for one trial which demonstrated no significant difference between omega-3 plus statin combination therapy and statin monotherapy, with an odds ratio of 0.76 (95% CI 0.56, 1.04) based upon 164 events.¹⁴¹ Non-fatal myocardial infarction data from the same trial demonstrated no statistically significant difference in the incidence of non-fatal myocardial infarction, with an odds ratio of 0.75 (95% CI 0.54, 1.03), based upon 145 events.¹⁴¹

Pooling of fatal myocardial infarction data from two trials demonstrated no statistically significant difference in the incidence of fatal myocardial infarction between omega-3 plus statin combination therapy and statin monotherapy, with an odds ratio of 0.73 (95% CI 0.34, 1.58), based upon 25 deaths.^{141,176}

Stroke. Stroke, hemorrhagic stroke and ischemic stroke, were reported for one trial, which had a followup duration of 240 weeks (Table 50).¹⁴¹ There was no significant difference in the incidence of participants with stroke (hemorrhagic or ischemic) between the omega-3 plus statin combination therapy and statin monotherapy, with an odds ratio of 0.42 (95% CI 0.10, 1.87), based upon 328 participants experiencing stroke. This incidence was similar for participants with hemorrhagic stroke (OR 1.26, 95% CI 0.83, 1.91) and ischemic stroke (OR 0.93, 95% CI 0.72, 1.21).

Serious adverse events. Data on the incidence of serious adverse events was reported for one trial (Table 50).¹⁸⁰ Data from this trial demonstrated that there was no significant difference in the incidence of patients developing a serious adverse event, with an odds ratio of 4.44 (95% CI 0.49, 40.29), based upon five cases.

Cancer. Data on the incidence of cancer was reported for one trial (Table 50).¹⁴¹ There was no significant difference in the incidence of patients developing cancer, with an odds ratio of 1.11 (95% CI 0.92, 1.34), based upon 460 cases.

Key Question 2: Do these regimens differ in reaching LDL-targets (or other surrogate markers), short-term side effects, tolerability, and/or adherence?

Table 48. Evidence addressing key question 2 for statin plus omega-3 fatty acids versus statin monotherapy comparison

Outcomes	Evidence availability	Key points of evidence synthesis
Patients attaining ATP III LDL-c targets	No	
LDL-c	Yes	In one trial in a population requiring intensive lipid lowering therapy, no significant difference was noticeable (MD -4.60, 95% CI -16.32, 7.12). Compared with monotherapy, in mixed populations, significantly smaller reduction in LDL-c concentrations with omega-3 plus statin combination than statin monotherapy, (MD 5.26 %; 1.79 %, 8.74 %).
HDL-c	Yes	In one trial in a population requiring intensive lipid lowering therapy, no significant difference were noticeable (MD 1.80; 95% CI -5.61, 9.21). Compared with monotherapy, in mixed populations, significantly greater increase in HDL-c concentrations with omega-3 plus statin combination than statin monotherapy, (MD 5.31 %; 95% CI 3.16, 7.45).
TC:HDL ratio	Yes	In one trial in a population requiring intensive lipid lowering therapy, no significant difference were noticeable (MD -0.41; 95% CI -1.43, 0.61). Compared with monotherapy, in mixed populations, significantly smaller reduction in LDL-c concentrations with omega-3 plus statin combination than statin monotherapy, (MD -7.77 %; 95% CI -10.27, -5.27).
CIMT	No	
Treatment Adherence	No	
Total adverse events	Yes	Compared with monotherapy, no significant difference was observed for the outcome in mixed populations (OR 1.11; 95% CI 0.82, 1.51). Long-term trials favored monotherapy over combination (OR 1.22; 1.14, 1.31)
Withdrawal due to adverse events	Yes	Compared with monotherapy, no significant difference was observed for the outcome (OR 1.09; 95% CI 0.22, 5.52).
Elevated serum AST and/or ALT > 3 times ULN and/or hepatitis	Yes	No significant difference in the incidence observed for the outcome as there was no reported incidence in either group
Myalgia	No	
CPK > 10 times ULN	Yes	No reported incidence in either group
Rhabdomyolysis	Yes	No reported incidence in either group

Abbreviations: ALT = alanine transferase, AST = aspartate transferase, ATP III = Third Adult Treatment Panel of the National Cholesterol Education Program, HDL-c = high density lipoprotein cholesterol, LDL-c = low density lipoprotein cholesterol, TC = total cholesterol

Study Design and Population Characteristics

Ten trials yielded data on participants reaching LDL-c targets and/or other surrogate markers of efficacy, short-term side effects, tolerability, and/or treatment adherence (Table 51 to 54; Appendix F, Table F-230 to F-33).^{107,141,165,175-180,199}

Two trials included participants of Asian descent,^{141,180} with one trial exclusively in participants of Asian descent.¹⁴¹ One trial included participants of Hispanic descent,¹⁸⁰ and one trial included participants of African descent.¹⁸⁰

There were no trials exclusively in females, or participants of Hispanic, and/or African descent.

Reporting of participants' ethnic background was as follows:

- One trial reported a mean of 96 percent of participants of European descent
- Two trials reported a mean of 51 percent of participants of Asian descent (range 1 to 100 percent)
- One trial reported a mean of 2 percent of participants of Hispanic descent
- One trial reported a mean of 1 percent of participants of African descent

Trial duration ranged from 5 to 240 weeks with an average of 34 weeks. Only one trial totally excluded the female gender, and on average 39 percent of participants were women (range 0 to 78 percent). The average of mean ages of participants was 56 years (range 47 to 61 years). Seven of the trials recruited outpatients,^{107,165,175-177,180,199} while three trials did not report recruitment setting.^{141,178,179} The mean Jadad score was 3 (range 2 to 4) and four trials had adequate allocation concealment.^{141,175,180,199}

Of these 10 trials, only two were exclusively in participants requiring intensive lipid lowering treatment (i.e. participants with established vascular disease and/or diabetes mellitus and/or baseline LDL-c above 190 mg/dL).^{175,176}

LDL-c Targets and Other Surrogate Markers

Comparing statin plus omega-3 fatty acids versus statin monotherapy (lower dose vs. higher dose and various statin doses)

LDL-c, change score from baseline. In participants requiring intensive lipid lowering therapy LDL-c mean change from baseline (change score) was reported for one trial employing similar doses of simvastatin in the two treatment groups (Table 51).¹⁷⁵ There was no significant difference in LDL-c reduction in participants on omega-3 plus statin combination therapy compared with statin monotherapy with a mean difference of -4.60 (95% CI -16.32, 7.12).

LDL-c, percentage mean change from baseline. The surrogate outcome LDL-c percentage change from baseline was reported for 278 participants in two trials employing identical doses of statins in combination and monotherapy treatment groups (Table 51).^{107,180} Pooling demonstrated a significantly smaller reduction in LDL-c concentrations with omega-3 plus statin combination than statin monotherapy, with a mean difference of 5.26 (95% CI 1.79, 8.74) favoring statin monotherapy (Figure 63).

HDL-c, change score from baseline. In participants requiring intensive lipid lowering therapy HDL-c mean change from baseline (change score) was reported for one trial (Table 52).¹⁷⁵ There was no significant difference in changes in HDL-c concentrations between omega-3 plus statin combination therapy and statin monotherapy, with a mean difference of 1.80 (95% CI -5.61, 9.21).

HDL-c, percentage mean change from baseline. The surrogate outcome HDL-c percentage change from baseline was reported for three trials (Table 52).^{107,178,180} Pooling demonstrated a significantly greater HDL-c increase with omega-3 plus statin combination therapy than with statin monotherapy, with a mean difference of 5.31 percent (95% CI 3.16, 7.45).

TC:HDL-c ratio, change score from baseline. TC:HDL-c ratio in participants requiring intensive lipid lowering therapy. TC:HDL-c mean change ratio from baseline was reported for one trial (Table 53).¹⁷⁵ There was no statistically significant difference between omega-3 plus statin combination therapy and statin monotherapy, with a mean difference of -0.41 (95% CI -1.43, 0.61).

TC:HDL-c ratio, percentage mean change from baseline. TC:HDL-c. Two reports presented data for TC:HDL-c ratio percentage change from baseline (Table 53).^{178,180} Pooling demonstrated a significantly greater decrease in TC:HDL-c concentrations following omega-3 plus statin combination therapy than with statin monotherapy, with a mean difference of -7.77 percent (95% CI -10.27, -5.27).

Harms and Treatment Adherence

Comparing statin plus omega-3 fatty acids versus statin monotherapy (lower dose vs. higher dose and various statin doses)

Participants with at least one adverse event. The incidence of participants experiencing an adverse event was reported for six trials,^{141,165,176,177,179,180} three of which presented analyzable data (Table 54).^{141,176,180} Meta-analysis demonstrated no significant difference in the incidence of patients with adverse events following omega-3 plus statin combination therapy compared with statin monotherapy, with an odds ratio of 1.11 (95% CI = 0.82, 1.51). Two trials had a followup duration of 24 weeks or more (range 24 to 240 weeks).^{141,176} Pooling of the data from these trials demonstrated a significantly higher incidence with omega-3 plus statin combination therapy than with statin monotherapy, with an odds ratio of 1.22 (95% CI = 1.44, 1.31) based upon 4377 participants with events.

Rhabdomyolysis. The number of participants with rhabdomyolysis was reported for one trial, with no events in either arm (Table 54).¹⁸⁰

CPK above 10 times the upper limit of normal. The number of participants with CPK above 10 times the upper limit of normal was reported for three trials, with no events in any treatment arm (Table 54).^{165,177,180}

Elevated serum AST and/or ALT above 3 times the upper limit of normal and/or hepatitis. The number of participants with elevated serum AST and/or ALT above 3 times the upper limit of normal and/or hepatitis was reported for three trials, with no events in any treatment arm (Table 54).^{165,177,180}

Key Question 3: Compared with higher-dose statins, and to one another, do combination regimens differ in benefits and harms within subgroups of patients?

Table 49. Availability of evidence addressing key question 3 for statin plus omega-3 fatty acids versus statin monotherapy comparison

Condition	All-cause mortality	Vascular Death	Participants reaching ATP III LDL-c targets	LDL-c	HDL-c	TC:HDL-c ratio	Non-HDL-c	TG
LDL-c \geq 190 mg/dL	No available evidence	No available evidence	No available evidence	No available evidence	No available evidence	No available evidence	Not applicable	
Diabetes mellitus	No available evidence	No available evidence	No available evidence	No available evidence	No available evidence	No available evidence	No available evidence	No available evidence
Established vascular disease	No available evidence	No available evidence	No available evidence	√	√	√	Not applicable	
Cerebrovascular disease	No available evidence	No available evidence	No available evidence	No available evidence	No available evidence	No available evidence		
African descent	No available evidence	No available evidence	No available evidence	No available evidence	No available evidence	No available evidence		
Asian descent	√	No available evidence	No available evidence	No available evidence	No available evidence	No available evidence		
Hispanic descent	No available evidence	No available evidence	No available evidence	No available evidence	No available evidence	No available evidence		
Females	No available evidence	No available evidence	No available evidence	No available evidence	No available evidence	No available evidence		
Age 80 years or more	No available evidence	No available evidence	No available evidence	No available evidence	No available evidence	No available evidence		

Abbreviations: Abbreviations: ATP III = the third Adult Treatment Panel III Adult Treatment Panel of the National Cholesterol Education Program, HDL-c = high density lipoprotein cholesterol, LDL-c = low density lipoprotein cholesterol, TC = total cholesterol

Clinical Outcomes

Comparing statin plus omega-3 fatty acids versus statin monotherapy (lower dose vs. higher dose and various statin doses)

All-cause mortality.

Participants of Asian descent. One trial presented data regarding all-cause mortality within a subgroup of persons of Asian descent.¹⁴¹ The trial utilized an adequate form of allocation concealment and had a followup of 240 weeks. There was no statistically significant difference in the incidence of mortality between the participants on omega-3 plus statin combination therapy compared with statin monotherapy, with an odds ratio of 1.08 (95% CI 0.91, 1.28) based 551 deaths.

LDL-c Targets and Other Surrogate Markers

Comparing statin plus omega-3 fatty acids versus statin monotherapy (lower dose vs. higher dose and various statin doses)

Participants with established vascular disease. Evidence was available only for this subgroup.

LDL-c mean change from baseline was reported in one trial.¹⁷⁵ There was no significant differences in LDL-c concentrations between omega-3 plus statin combination therapy and statin monotherapy, with a mean difference of -4.60 (95% CI -16.32, 7.12).

HDL-c mean change from baseline was reported in one trial.¹⁷⁵ There was no significant difference in HDL-c concentrations between omega-3 plus statin combination therapy and statin monotherapy, with a mean difference of 1.80 (95% CI -5.61, 9.21).

TC:HDL-c ratio mean change ratio from baseline was reported for one trial.¹⁷⁵ There was no statistically significant difference between omega-3 plus statin combination therapy and statin monotherapy, with a mean difference of -0.41 (95% CI -1.43, 0.61).

Strength of Evidence

The strength of the available evidence was assessed as GRADE (Grading of Recommendations Assessment, Development and Evaluation)²²⁵ for the key outcomes all-cause mortality, vascular death, serious adverse events and achieving ATP-III target LDL-c. Results generated using the GRADEpro software are presented in Tables H-12 to H-16 (Appendix H) can be summarized as follow:

1. Based on studies in participants regardless of baseline risk and comparing the combination of any dose statin plus omega-3 to any dose statin, GRADE was “very low” for all cause mortality (3 trials), and serious adverse events (1 trial) (Appendix H, Table H-24).
2. Based on a single study in participants followed up for more than 24 weeks, GRADE was “very low” for all cause mortality for the combination of any dose statin plus omega-3 compared to any dose statin (Appendix H, Table H-25).
3. Based on a single study in participants with of Asian descent, GRADE was “very low” for all cause mortality for the combination of any dose statin plus omega-3 compared to any dose statin (Appendix H, Table H-25).

Evidence Summary Tables: Statin Plus Omega-3 Fatty Acid Combination Therapy Versus Statin Monotherapy

Table 50. Quantitative syntheses of longer term outcomes data (clinical, serious adverse events and cancer) for omega-3 fatty acid plus statin therapy compared with statin monotherapy

Population	Number of trials reporting outcome	Number of participants in relevant intervention groups	Number of participants with events	Odds ratio	Lower CI	Upper CI
All-cause mortality						
All trials ^{141,177,180}	3	18940	551	1.08	0.91	1.28
All trials 24 weeks or more followup ¹⁴¹	1	18645	551	1.08	0.91	1.28
Adequate allocation concealment ^{141,180}	2	18899	551	1.08	0.91	1.28
Participants of Asian descent ¹⁴¹	1	18645	551	1.08	0.91	1.28
Fatal myocardial infarction						
Participants requiring intensive lipid lowering therapy ¹⁷⁶						
Participants with vascular disease – All trials ¹⁷⁶	1	254	1	0.29	0.01	7.39
Participants with vascular disease – All trials 24 weeks or more followup ¹⁷⁶						
All trials ^{141,176}	2	18700	26	0.73	0.34	1.58
All trials 24 weeks or more followup ^{141,176}						
Non-fatal myocardial infarction						
All trials ¹⁴¹						
All trials 24 weeks or more followup ¹⁴¹	1	18645	145	0.75	0.54	1.03
Unspecified myocardial infarction						
All trials ¹⁴¹	1	18645	164	0.76	0.56	1.04
All trials 24 weeks or more followup ¹⁴¹						
Hemorrhagic stroke						
All trials ¹⁴¹						
All trials 24 weeks or more followup ¹⁴¹	1	18645	88	1.26	0.83	1.91
Ischemic stroke						
All trials ¹⁴¹						
All trials 24 weeks or more followup ¹⁴¹	1	18645	238	0.93	0.72	1.21
Unspecified stroke						
All trials ¹⁴¹						
All trials 24 weeks or more followup ¹⁴¹	1	18645	328	0.42	0.10	1.87
Serious adverse events						
All trials ¹⁸⁰	1	254	5	4.44	0.49	40.29
Cancer						
Cancer ¹⁴¹	1	18645	460	1.11	0.92	1.34

Abbreviations: CI 95% confidence interval

Table 51. Quantitative syntheses of LDL-c data for omega-3 fatty acid plus statin therapy compared with statin monotherapy

Population	Number of trials reporting outcome	Number of participants in relevant intervention groups	Point Estimate	Lower CI	Upper CI
Difference in mean change from baseline					
Participants requiring intensive lipid lowering therapy ¹⁷⁵	1	40	-4.60	-16.32	7.12
Participants with vascular diseases ¹⁷⁵					
Difference in mean percentage change from baseline (%)					
All trials ^{107,180}	2	278	5.26	1.79	8.74

Abbreviations: CI = 95% confidence interval, HDL-c = high density lipoprotein cholesterol

Table 52. Quantitative syntheses of HDL-c data for omega-3 fatty acid plus statin therapy compared with statin monotherapy

Population	Number of trials reporting outcome	Number of participants in relevant intervention groups	Point Estimate	Lower CI	Upper CI
Difference in mean change from baseline					
Participants requiring intensive lipid lowering therapy ¹⁷⁵	1	40	1.80	-5.61	9.21
Participants with vascular diseases ¹⁷⁵					
Difference in mean percentage change from baseline (%)					
All trials ^{107,178,180}	3	297	5.31	3.16	7.45

Abbreviations: CI = 95% confidence interval, HDL-c = high density lipoprotein cholesterol

Table 53. Quantitative syntheses of total cholesterol : HDL-c ratios, for omega-3 fatty acid plus statin therapy compared with statin monotherapy

Population	Number of trials reporting outcome	Number of participants in relevant intervention groups	Point Estimate	Lower CI	Upper CI
Difference in mean change from baseline					
Participants requiring intensive lipid lowering ¹⁷⁵	1	40	-0.41	-1.43	0.61
Participants with established vascular diseases ¹⁷⁵					
Difference in changes in mean percentage change from baseline TC:HDL-c					
All trials ^{178,180}	2	273	-7.77	-10.27	-5.27

Abbreviations: CI = 95% confidence interval, TC = total cholesterol, HDL-c = high density lipoprotein cholesterol

Table 54. Quantitative syntheses of short term harms and adherence, for omega-3 fatty acid plus statin therapy compared with statin monotherapy

Population	Number of trials reporting outcome	Max dose omega-3	Number of participants in relevant intervention groups	Number of participants with events	Odds ratio	Lower CI	Upper CI
Relative probability of an adverse event							
All trials ^{141,165,176,177,179,180}	6	1800 – 9200	19074	4491	1.11	0.82	1.51
Trials 24 weeks or longer ^{141,176}	2	1800 – 4000	18700	4377	1.22	1.14	1.31
Relative probability of participants withdrawing from treatment due to an adverse event							
All trials ¹⁸⁰	1	4000	255	6	1.09	0.22	5.52
Relative probability of participants experiencing elevated serum AST and/or ALT > 3 times the upper limit of normal and/or hepatitis							
All trials ^{165,177,180}	3	2000 – 4000	337	0			
Relative probability of participants experiencing CPK greater than 10 times the upper limit of normal							
All trials ^{165,177,180}	3	2000 – 4000	337	0			
Relative probability of participants experiencing rhabdomyolysis (investigator defined)							
All trials ¹⁸⁰	1	4000	254	0			

Abbreviations: ALT = alanine transaminase, AST = aspartate transaminase, CI = 95% confidence interval, CPK = creatinine phosphokinase

Applicability of the Body of Evidence for All Comparisons

	Available evidence	Implications
Population	In general studies excluded participants with statin associated myopathy, deranged liver enzymes, high triglycerides, recent vascular events, uncontrolled hypertension, diabetes mellitus and frail elderly over 80 years. Most trials were in mixed CHD risk populations, employed pre-randomization run-in phase to minimize non-adherence, and conducted frequent laboratory monitoring for liver and muscle enzyme elevations to withdraw participants with deranged levels	There is dearth of evidence directly examining comparative effectiveness of treatments. Available evidence mostly compared statin combination therapy with similar or equipotent doses of statin monotherapy and examined relative efficacy using surrogate outcomes over a short-term period. Only one large statin-omega-3 trial can be considered an effectiveness trial, however, this trial examined various statins in various doses in combination and as monotherapy. Direct comparative evidence of clinical effectiveness was also lacking from long-term observational studies
Intervention and comparators	Studies generally employed therapeutic doses of interventions, but few compared addition of another non-statin lipid lowering drug to a statin with the alternative of statin dose escalation	
Outcomes	Clinical outcomes except for evident all-cause mortality were infrequently assessed. Nevertheless, all-cause mortality was a rare event across most trials	
Followup duration	Most trials were of less than 6 months duration	

Summary and Discussion

This report addresses the effectiveness and safety of adding lipid modifying agents to statin therapy. Few long term studies were available reporting on major clinical endpoints such as incidence of myocardial infarction, mortality, adverse events and adherence. Most of the available evidence focused on short term studies of surrogate markers linked to vascular disease. The largest number of trials was found for the ezetimibe plus statin combination, with fewer studies for other combinations.

In treated individuals whose lipid profile is suboptimal the clinician must decide whether to increase the dose of statin and continue monotherapy or to add another medication. However, the comparator for most trials was not a higher, but rather the same dose of statin monotherapy. Indeed, a number of publications specifically stated that the comparator was the starting dose of the particular ongoing statin. Of note, a recent meta-analysis comparing more intensive statin treatment with less intensive treatment demonstrated a significant reduction in LDL-c levels in high risk patients with more intensive therapy. No statistical difference was observed in discontinuation rates attributable to drug related harms.²²⁶ Further, as discussed below, multiple medications may decrease adherence to treatment, a critical factor in determining the outcomes of individuals on long term preventive therapies.

The choice of nonstatin medication to be added to therapy was more difficult to address. A single included study compared statin combination therapies using niacin or ezetimibe, with statin monotherapy.¹³⁹ All treatments examined resulted in similar reductions in LDL-c, while the niacin combination therapy resulted in significantly greater increases in HDL-c. No other direct comparisons of various combinations were identified, so the effect of these strategies can only be compared indirectly.

Clinical Outcomes

All cause mortality and vascular death in individuals requiring intensive lipid lowering therapy was not specifically examined in trials of combination therapy and higher dose statin monotherapy, for any of the combinations studied.

We therefore examined all trials providing evaluable data on these mortality endpoints, for all statin doses, and found a neutral odds ratio for all-cause mortality with ezetimibe, bile acid sequestrants, fibrate, niacin, or omega-3 fatty acids in combination with statins, compared with statin monotherapy. It should be noted that there were few deaths in the included trials, which is likely a function of the relatively short periods of followup. Thus the statistical power to observe such differences was low. This finding is in keeping with that of Josan et al, who noted a neutral impact on all-cause mortality with intensive statin therapy compared with lower dose statin therapy, in a quantitative systematic review of seven trials.²²⁶ Similar findings were noted for vascular mortality. Among all reports of this outcome there were few participants with fatal myocardial infarctions, with no observed differences between combination and monotherapy treatments. A previous meta-analysis of mortality comparing classes of lipid modifying therapy to placebo suggested benefits from all therapies considered in the present review with the exception of fibrates, which were associated with an excess of noncardiovascular mortality.²²⁷ A subsequent report suggested that this association disappears if trials employing clofibrate are excluded from statistical pooling.²²⁸ Clofibrate is not approved for use in the United States.

No significant difference was noted in the occurrence of non-fatal myocardial infarction or acute coronary syndrome. Indeed, there was no evidence of additional benefit from

combination therapy when compared to higher dose statin monotherapy for any clinical outcomes. Several caveats are important to note regarding clinical outcomes. First, as noted above, most of the evidence to date has focused on short duration studies aimed at intermediate outcomes and there is insufficient data for most outcomes of clinical importance. Second, the comparator arms rarely explored higher statin doses which may have advantages in terms of medication adherence and, for some medications, cost. While some data exists for the benefit of niacin and sequestrants alone or in combination with a statin in coronary heart disease, it remains unclear if the marginal benefit of adding these agents to a lower dose of a statin is a better strategy than increasing statin dose, particularly for individuals managed to ATP III targets.⁴³

Stroke was a very rare event in this group of trials and no conclusions can be drawn regarding the differential impact of these interventions on its occurrence. While stroke is commonly considered to be an indication for lipid modification, note should be made that the NCEP ATP III guidelines specify symptomatic carotid disease as a coronary heart disease risk equivalent. This therefore excludes cardioembolic stroke, stroke due to small vessel disease and intracerebral hemorrhage as guideline supported indications for therapy. Ample evidence supports the beneficial effects of statins on stroke incidence in individuals with cardiac disease, but there is only a single trial demonstrating benefit from statin therapy in individuals treated after stroke.^{18,229} In addition, lower cholesterol levels are associated epidemiologically with higher rates of intracranial hemorrhage, and statin treatment may increase the likelihood of its occurrence.^{230,231} Thus the therapeutic window, balancing potential risks and benefits, for treatment following stroke may be narrower than for coronary heart disease. Further work is required to identify the characteristics of individuals with stroke whose potential for benefit with intensive lipid lowering exceeds any potential for harm. Specifically, trials are required with significant recruitment from secondary prevention stroke populations.

Serious Adverse Events

Our review of serious adverse events and cancer was not constrained to specific statin dose comparisons but rather included all trials comparing combination therapy with statin monotherapy. The ezetimibe combination had the largest number of trials reporting this outcome, but the majority of these were less than 24 weeks duration, with a small minority reporting up to 52 weeks. In these longer duration studies the serious adverse events rate was approximately 10 percent in the combination and monotherapy groups, with no significant difference in proportions of participants experiencing serious adverse events between groups. One large trial of omega-3 fatty acids added to statin therapy in a Japanese population did not demonstrate any increase in cancer compared with monotherapy.¹⁴¹ Data for the other interventions was sparse or had significant limitations.

Surrogate Outcomes

Ample evidence supports the selection of LDL-c as the primary target for lipid modifying therapy. A number of studies have established the correlation of LDL-c cholesterol and incident coronary heart disease or recurrent myocardial infarction in men and women.²³²⁻²³⁷ Law et al, in a review of 164 trials of statins noted that these interventions reduce LDL-c by an average of 70 mg/dL, with a range from 70 to 108 mg/dL. For each reduction of 40 mg/dL cardiac events were reduced by 11 percent in the first year, 24 percent in the second and over 30 percent subsequently.²³⁸ A lower incidence of major cardiovascular events is associated with more intensive statin therapy than with less intensive treatment.²²⁶

When compared to a higher dose of statin, no significant difference was found in LDL-c reduction for fibrate in combination with statins compared with statin monotherapy in populations requiring intensive lipid lowering therapy. However, in two trials, 10 to 20 percent significant additional mean percentage reductions in LDL-c were demonstrated in high CHD risk participants, in favor of lower dose simvastatin plus ezetimibe combination therapy compared with higher dose monotherapy. There were no trials with this comparison for niacin, bile acid sequestrants or omega-3 combinations with statins.

Overall, there was at best scant evidence to support a greater lowering of LDL-c with any of the five combinations reviewed than with higher dose statin therapy in participants requiring intensive lipid lowering therapy. However, when combinations were compared with similar doses of statin monotherapy in this population, statin-ezetimibe combinations caused additional reductions in LDL-c compared with statin monotherapy. In populations requiring intensive lipid lowering therapy, all 18 trials exceeding 6 weeks in duration of statin-ezetimibe combination therapy were associated with a greater reduction in LDL-c ranging from 4 to 27 percent. This compares to indeterminate or inconsistent results for Fibrates, BAS, Niacin and Omega-3, possibly due to small sample sizes, differences in statin dosages, or few to absent trial data in populations requiring intensive lipid lowering therapy. Both BAS and ezetimibe interfere with absorption from the intestines and would be expected to have an impact on LDL-c levels. When used as monotherapy, BAS have been shown to decrease LDL-c by 15 to 30 percent^{43,239} and ezetimibe by 18 percent,²⁴⁰ while the LDL-c reduction by fibrate has been considered to be marginal.²⁴¹

Evidence was reviewed for the outcome of attainment of ATP III LDL-c goals for combination therapy compared with a higher dose statin. Ezetimibe in combination with lower dose simvastatin compared with higher dose simvastatin monotherapy was associated with a significantly greater odds of attaining the LDL-c target, with an odds ratio of 7.21 (95% CI 4.30, 12.08), on the basis of two pooled trials. No difference was noted for fibrate on the basis of a single small trial, and no evidence was available for niacin, BAS or omega-3 combinations. As treatment to a target LDL-c is both the major goal of therapy as well as a justification for using combinations, this represents an important issue to be addressed in future work.

HDL-c is identified in the ATP III report as inversely correlated with coronary heart disease risk, and while the relationship is continuous, a level below 40 mg/dL has been identified as low.⁴³ A target for therapeutic intervention has not been set by these guidelines and it remains unclear whether raising HDL-c has an impact on coronary heart disease that is independent of LDL-c levels. For the direct comparison of combination therapy versus higher dose statin monotherapy, a single trial suggested no difference for combinations with ezetimibe or fibrate in participants requiring intensive lipid lowering therapy. In another trial, a significant increase in mean percentage change was noted for the combination of rosuvastatin 10 mg/day plus niacin 2 g/day compared with rosuvastatin 40 mg/day monotherapy in participants with combined dyslipidemia and low HDL-c (below 45 mg/dL), who were not necessarily in need of intensive lipid lowering therapy. Niacin has an effect on HDL-c levels at low doses, while higher doses are required to reduce LDL-c.⁴³ Thus these findings are consistent with previous work with this agent.¹⁹⁶

Some evidence suggests that treatment with niacin plus a statin may affect the progression of intermediate markers of atherosclerosis. Taylor et al examined the progression of CIMT in individuals with CAD and HDL-c below 45 mg/dL, treated with niacin or placebo added to ongoing statin therapy. Over a one year period combination therapy was associated with

a nonsignificantly lower rate of progression than the comparator monotherapy group. The majority of the comparator group was on a statin, usually simvastatin, but the diversity of statin treatments in this group makes interpretation somewhat difficult.¹⁹⁶ While the accumulated evidence suggests that raising HDL-c levels may be helpful in high risk populations, the target levels and optimal strategies remain unknown.

Two trials investigated this outcome measure in participants in need of intensive lipid lowering therapy. One compared niacin-statin combination with background statin monotherapy (ARBITER-2) while the other investigated simvastatin 80 mg/day plus ezetimibe 10 mg/day, compared with simvastatin 80 mg/day monotherapy (ENHANCE trial). No significant differences were found between the treatments. No evidence was found pertaining to the question of lower dose statin in combination therapy versus higher dose monotherapy for CIMT. The ENHANCE trial was similar in design to the two year ASAP trial that showed significant regression in CIMT with atorvastatin 80 mg/day compared with simvastatin 40 mg/day.²⁴² Important differences can be recognized between the ASAP and ENHANCE trials, including a higher baseline CIMT and inclusion of statin naïve participants in ASAP. Further, as pointed out by Brown and Taylor, none of the intervention studies on CIMT of two years or less duration have demonstrated an effect.⁴¹ The questions surrounding the findings of the ENHANCE trial will require further long term studies focused on clinical outcomes.

Adherence and Harms

Scant evidence exists, comparing short term harms and treatment adherence for lower dose statin in combination therapy with higher dose monotherapy across all populations. No significant treatment differences were noted.

A common adverse event with niacin is flushing, reported by as many as 88 percent of individuals initiating slow release niacin.²⁴³ Of note however, the absolute rates of withdrawal in niacin plus statin treatment groups in four trials were not more than 10 percent, even with significant odds in favor of monotherapy (2.38, 95% CI 1.63, 3.47). On average 5 percent withdrew from statin plus BAS combination therapy in contrast to 2 percent from statin monotherapy, but the pooled odds from nine trials was not significant (OR 1.80; 95% CI 0.68, 4.76).

No participant developed rhabdomyolysis across all 87 RCTs investigating five statin combination therapies. These results are recognized in and consistent with extant literature.²⁴⁴ However, this lack of evidence fails to shed light upon the relative safety of lower dose statin in combinations, compared with higher dose monotherapy.

Comparing statin combination therapies with monotherapy using similar statin doses in single trials, significantly fewer participants adhered to pravastatin plus cholestyramine combination therapy (OR 0.41, 95% CI 0.26, 0.65), rosuvastatin plus cholestyramine (OR 0.10, 95% CI 0.04, 0.25), and rosuvastatin plus niacin combination treatments (OR 0.42, 95% CI 0.21, 0.85).

Medication adherence is a significant issue in determining population benefit. In a population based cohort study, Sokol demonstrated an association between medication adherence and lower medical costs and reduced hospitalization rates in individuals with hypercholesterolemia.²⁴⁵ In general, medication nonadherence rates range from 20 to 50 percent.^{246,247} Chronic conditions and preventive therapies are associated with poorer adherence rates than acute conditions.²⁴⁷ The complexity of medication regimen and the number of medications may play a role in adherence.^{248,249} Thus there may be benefit from less complex

regimens employing fewer separate agents. Medication adherence and persistence are related but distinct concepts. Adherence is defined as the extent to which an individual acts in accordance with the prescribed interval and dose of a dose regimen while persistence is the accumulation of time from initiation to discontinuation of therapy.²⁵⁰ The previous literature uses the terms interchangeably. While this report refers to adherence, this outcome was rarely reported and for most reports we could only extract data regarding the proportion of participants withdrawing from treatment.

Subgroups

There is dearth of evidence regarding lower dose statin in combination therapy versus higher dose monotherapy in subgroups. Absence of evidence or at best scant trial evidence precluded definitive conclusions regarding short term and longer term efficacy.

Seven trials were included which reported on surrogate outcomes in participants with diabetes mellitus, comparing ezetimibe combination therapy with statin monotherapy. Considerable heterogeneity precluded a summary point estimate, but the results favored combination therapy in all trials with the mean percentage change in LDL-c from baseline ranging from 4 to 26 percent. Only one trial compared higher dose monotherapy with combination therapy. Asymmetry of the funnel plot was noted in this group of trials. While such asymmetry may be the consequence of publication bias it can be observed for other reasons including heterogeneity. The small number of studies and the presence of heterogeneity in this group of trials makes it difficult to ascribe the observed lateralization to publication bias.²⁵¹

There was no analyzable evidence comparing lower dose statin combination therapy with higher dose statin monotherapy for the mean percentage change from baseline or changes scores in participants with diabetes mellitus. Reductions in triglyceride levels and elevations in HDL-c are considered to be desirable, albeit with a lower level of evidence. Both non-HDL-c cholesterol and apolipoprotein b (Apo-B) correlate with cardiovascular risk. The ATP III guidelines recommend non-HDL-c as a secondary target in individuals with hypertriglyceridemia. A single trial compared combination therapy with fibrates versus a higher dose statin in individuals with diabetes. The combination was favored with a mean percentage change from baseline of -13.57 mg/dL (95% CI -24.16 mg/dL, -2.98 mg/dL).¹²⁵ Evidence was available for non-HDL-c in diabetics for the comparison of combination therapy with ezetimibe or fibrates, with similar dose statin monotherapy. In six trials an additional reduction of 4 to 27 percent was seen with the addition of ezetimibe to statin. A single trial with fibrate combination therapy resulted in no significant benefit.

While current treatment guidelines in diabetes continue to support the primacy of statin therapy and LDL-c reduction in managing vascular risk,²⁵² a consensus panel assembled by the American Diabetes Association and the American College of Cardiology Foundation recommended targets for both non HDL-c and Apo-B in individuals with diabetes, established cardiac disease or combinations of risk factors.²⁵³ The panel acknowledged that further data was needed regarding these therapeutic targets and that there was a lack of robust data on the effects of combination therapies on outcomes. The optimal management of individuals with diabetes as well as the role of targets other than LDL-c will continue to evolve as the results of ongoing trials of niacin and fibrates in combination with statins become available.

With few exceptions, included trials were mixed with respect to gender, but limited subgroup data in women did not show a definitive difference in LDL-c reduction between lower dose statin plus ezetimibe combination therapy versus higher dose statin monotherapy. This

finding may be the result of the small number of participants available for analysis. Most trials were comprised of a majority white population of European descent. Goff et al in a multicenter cohort study reported that the prevalence of dyslipidemia was similar in populations of African and Hispanic descent in the US, but that they were less likely to be treated or controlled.²⁵⁴ Mexican Americans are significantly less likely than non-Hispanic whites to be aware of and treated for dyslipidemia, despite having only slightly lower prevalence of the condition. While access and socioeconomic issues impact treatment and control, members of both populations fall into groups who require lipid modifying treatment and trials of these therapies should reflect that reality.

Demographic trends suggest that the elderly will grow more sharply than other segments of the population, with those over 65 increasing from 37 million in 2005 to 81 million in 2050.²⁵⁵ The average age of participants in included trials was in the fifties, limiting generalizability to older populations. Deedwania et al compared moderate statin therapy (pravastatin 40 mg/day) with intensive therapy (atorvastatin 80 mg/day) in individuals aged 65 to 85 years, with coronary artery disease. The atorvastatin group had fewer deaths and major cardiac events, though there was an increase in the proportion with elevated hepatic enzymes.²⁵⁶ Robinson et al²⁵⁷ examined 16 trials of ezetimibe plus statin or placebo combination therapy and statin monotherapy. All included trials were performed by Merck/Schering Plough and published by December 2006. A four week single blind placebo run in was followed by a treatment period of six to 12 weeks. The analysis was not by intention to treat. Of the over 13,000 individuals randomized, approximately 4,400 were over 65 years, of whom 1,147 were over 75 years of age. Neither the treatment effect for surrogate outcomes nor the incidence of adverse events varied significantly by age group. Limitations, including trial selection and short durations, limit the applicability of this review. Further it must be acknowledged that individuals over the age of 65 are heterogeneous with respect to the probability of benefit as well as susceptibility to adverse events. Trials of combination therapy need to involve the larger population of Americans at older ages who require therapy, to confirm efficacy and tolerability.

Long-term nonrandomized studies directly investigating clinical effectiveness, serious adverse events and cancer were also lacking. Sparse event data in the three included studies could not guide any definitive conclusions.

C-reactive protein is an inflammatory biomarker which predicts vascular risk and may improve risk stratification beyond that afforded by LDL-c.²⁵⁸ Ridker et al examined the impact of rosuvastatin monotherapy in a group of apparently healthy individuals with LDL-c levels below current levels for drug therapy, but elevated levels of C-reactive protein.²⁵⁹ Significant reductions in the occurrence of cardiac events, stroke and vascular death were observed in the treated group, suggesting that this biomarker may identify a subgroup for treatment. The role of combination therapy in this population has not been studied to date.

Limitations

Our review does not examine specifically the addition of a combination medication to maximal statin therapy. There are instances, such as familial dyslipidemia, in which maximal statin therapy may be insufficient, so combinations may be required to achieve primary or secondary treatment goals in some individuals.

The assessments of clinical outcomes, harms and treatment adherence were limited by the paucity of long term studies with a sufficient number of events to offer meaningful results. The search for specific harms was limited to prespecified important events rather than all potential

adverse experiences. Thus studies investigating specific minor adverse experiences were not captured unless adverse events lead to nonadherence or withdrawal from treatment. Composite outcomes were rarely reported in the included trials and imputation was not attempted as the possibility of double counting could not be avoided. We used a conservative approach to pooling with a strict limit to allowable heterogeneity which precluded pooling of results in a number of instances.

A number of caveats apply to the evaluation of surrogate outcomes. First, the absolute benefit in measures of LDL-c and HDL-c may depend on the baseline status, including intensity of prior statin therapy and comorbidities. In conducting our review we used percentage change from baseline as that was most commonly reported, as well as change scores if data permitted. Percentage change from baseline has lower statistical power and may fail to protect against bias in the case of baseline imbalances.³ Triglyceride levels may be reported as medians rather than means when the distribution is skewed, but there are no widely accepted methods to pool data reported as medians. For this reason we specifically extracted means because there are techniques to pool these values. However, due to this methodological limitation the impact of therapies on triglyceride levels may be underestimated.

Indirect comparisons are hazardous given the potential differences in trial populations and design. Indirect comparisons may inflate estimates of differences and were not attempted.⁴

A large number of studies were funded by pharmaceutical companies. Evidence suggests that industry sponsorship of research is associated with a greater likelihood of results favoring the sponsored product.⁵⁻⁷ We did not detect many instances of possible publication bias based upon funnel plots in this review, but the power to detect was limited.

A number of concerns regarding trial quality were identified. Only 26 of 87 (30%) included randomized controlled trials reported allocation concealment and 21 (24 percent) reported an intention to treat analysis. Clinical end points were rarely adjudicated and blinding was not consistently reported.

Conclusion

Statin therapy has been an invaluable tool in the prevention of vascular disease, with robust evidence to support benefit for important clinical outcomes. The trend toward more stringent targets and identification of coronary heart disease risk equivalents is increasing the number of Americans being identified as potentially benefitting from lipid modifying therapies, and combination therapy is likely to increase in order to achieve targets expanded populations of high risk individuals.

In summary, the available clinical trial evidence supporting the use of combination therapies over higher dose statin therapy is insufficient to guide clinical decisions. The long term clinical benefits and risks of combination therapies have yet to be demonstrated. There are some instances, such as failure to reach targets in spite of maximal statin therapy, and populations with elevated triglycerides who need to achieve secondary goals, in which clinicians may choose combinations pending definitive evidence.

It is improbable that a single therapeutic strategy will be optimal for all individuals, so future research should be targeted to specific clinical and lipid profiles. A number of questions remain as to the optimal strategies for addressing efficacy, safety and adherence for lipid modification in those requiring intensive therapy. Long term trials examining clinical outcomes are required to resolve these issues.

Remaining Issues

This review has identified a number of areas requiring future research. Our recommendations address research methodologies in general, and specific needs for research to address the key questions.

All trials must clearly report adequate allocation concealment and intention to treat analysis. Blinding and end point adjudication should be employed to minimize bias. Failure to comply with these standards has adversely affected the quality of trials in this therapeutic area.

Pragmatic trials are required in order to provide relevant guidance to practitioners and patients. In trials of this type oversampling of populations of interest including women, ethnic groups, elderly Americans as well as diabetics would help define the relative applicability of the results. Ample evidence supports the role of LDL-c as a determinant of risk as well as a target for therapy. The current data would support investigation of statin-ezetimibe combinations in this regard. Statin-BAS combinations would also be of some interest though the potential for BAS to interact with other medications by limiting absorption would limit the broad application of these findings. Further research is required to establish the relevance of therapy directed at triglycerides and HDL-c with respect to clinical outcomes. Trials of statin-niacin combination in individuals with low HDL-c in spite of statin therapy and in individuals on maximal statin therapy would serve to define the clinical relevance of these combinations and, at this time, seem more likely to produce relevant data than more broadly inclusive trials for this combination. Similarly, trials of statin-fibrate therapy in individuals with elevated triglycerides are recommended. Omega-3 preparations are variable in content and source with no clear accepted formulation for individuals requiring intensive lipid lowering. While a number of benefits have been suggested, it is unclear that statin-omega 3 combination preparations have any benefits over higher dose statins in this population based on the negative data to date. Further investigation of these combinations should focus on optimizing the formulations and establishing added clinical benefit when used in maximally treated populations. The following points apply to the proposed trials of combination therapy and serve to amplify these comments in the context of the Key Questions.

Key Question 1: For patients who require intensive lipid-modifying therapy, what are the comparative long-term benefits, and rates of serious adverse events of coadministration of different lipid-modifying agents (i.e. a statin plus another lipid-modifying agent) compared with higher dose statin monotherapy?

1. The comparator for trials of combination therapy in which LDL-c reduction or clinical events are a major outcome should be a higher dose statin. The bulk of the clinical evidence for this endpoint as well as clinical endpoints exists for statin monotherapy. Until a compelling case can be made for a particular combination therapy, comparisons with similar doses of statin monotherapy are unhelpful in resolving the issue.
2. Studies of combination therapy should be conducted over longer time periods and be powered for clinical endpoints. Since the lipid lowering treatment is usually required for

life, both trial treatment and observation duration should be of longer duration. The current evidence base lacks trials of this type, significantly limiting the conclusions which can be drawn. The specific duration will be determined by the endpoints and the risk profile of the population studied but, in general, studies of less than 2 years are unlikely to add significantly to the evidence base on clinical outcomes.

3. Harms should be prospectively collected and comprehensively reported. Short duration trials are unlikely to accrue sufficient adverse events, particularly those with longer latency periods such as cancer.
4. As the possibility of harm cannot be excluded for some individuals with symptomatic cerebrovascular disease due to the unique risk for cerebral hemorrhage in these individuals, this population should be specifically studied in order to better define the parameters for those in whom intensive combination therapy is recommended.
5. Concomitant and antecedent therapy should be explicitly stated as both of these factors may influence outcomes. In studies employing a mixture of statin medications and/or doses, results should be reported by medication and dose in order to allow pooling across studies.
6. Studies investigating HDL-c and non-HDL-c targets in a population with LDL-c at target are recommended. The absence of such evidence limits the ability to assess the role of combination therapies which raise HDL-c levels.

Key Question 2: Do these regimens differ in reaching LDL-targets (or other surrogate markers), short-term side effects, tolerability, and/or adherence?

1. The comparator for trials of combination therapy, with LDL-c reduction as a primary outcome, should be a higher dose statin as noted above.
2. Studies to correlate LDL-c with CIMT and clinical outcomes should be conducted in different populations (e.g. participants with diabetes mellitus, CHD, and multiple risk factors as defined by ATP III), with reporting of antecedent therapy as this may be a determinant of outcome. Such work would help further validate CIMT as a suitable surrogate marker for future trials.
3. As medication adherence and persistence are important determinants of outcome and are correlated with the complexity of the treatment regimen, studies should be undertaken to compare combinations delivered as a single pill as opposed to two separate ones.
4. Measures of adherence and persistence are affected by the duration of the study period and thus longer term trials are required for combination therapies of lipid modifying agents. Trial durations of greater than six months and preferably one year are recommended.

Key Question 3: Compared with higher dose statins, and to one another, do combination regimens differ in benefits and harms within subgroups of patients?

1. Trials should be conducted in, or over sample, specific subgroups in order to determine relative benefits and harms of a statin combination compared with statin monotherapy. These groups include women, older individuals more susceptible to harms of drug therapy, participants with diabetes mellitus and multiple risk factors, and those of African, Hispanic and Asian descent.
2. Trials including women and the groups identified above should report results in a manner amenable to extraction and pooling in order to permit the early identification of a differential effect in specific subgroups. Specifically, whenever possible, results should be reported by subgroups in trial publications.

Abbreviations

AAC	adequate allocation concealment	GRADE	Grading of Recommendations Assessment, Development and Evaluation
ACS	acute coronary syndrome		
ALT	alanine transaminase	h	hour
Apo	apolipoprotein	HC	hypercholesterolemia
ApoA-I	apolipoprotein A-I	HDL-c	high density lipoprotein cholesterol
ApoA-II	apolipoprotein A-II		
AST	aspartate transaminase	HDL ₂	subfraction 2 of HDL-c
ATP III	Adult Treatment Panel III (of the NCEP)	HDL ₃	subfraction 3 of HDL-c
		HF	heart failure
Ator	atorvastatin	hsCRP	high sensitivity C-reactive protein
AUC	area under the curve		
BAS	bile acid sequestrant	HeFH	heterozygous familial hypercholesterolemia
bid	twice daily		
c	calculated	HMG CoA	hydroxymethylglutaryl coenzyme A
CABG	coronary artery bypass graft		
C-amine	cholestyramine	HoFH	homozygous familial hypercholesterolemia
CCT	controlled clinical trial		
CEA	carotid endarterectomy	HoFS	homozygous familial sitosterolemia
C-lam	colesevelam		
CHD	coronary heart disease	hsCRP	high sensitivity C-reactive protein
CIMT	carotid intima-media thickness	IMT	intima-media thickness
		ITTA	intention to treat analysis
Cmax	maximum plasma concentration	LDL-c	low density lipoprotein cholesterol
CPK	creatine phosphokinase		
C-pol	colestipol	Lov	lovastatin
CT	conditional titration	Lp(a)	lipoprotein A
CVD	cardiovascular disease	max	maximum
DHA	docosahexaenoic acid	MD	mean difference
dir	direct	MetS	metabolic syndrome
DM	diabetes mellitus	mFF	micronized fenofibrate
eNOS	endothelial nitric oxide	MI	myocardial infarction
EPA	eicosapentaenoic acid	NIH	National Institutes of Health
ER	extended release (for niacin)	NCEP	National Cholesterol Education Program
Ez	ezetimibe		
FF	fenofibrate	NIH	National Institutes of Health
FH	familial hypercholesterolemia	non-HDL-c	non-HDL cholesterol
FT	fixed titration	NPC1L1	Niemann-Pick C1-Like 1 sterol transporter
Fluv	fluvastatin		
GF	gemfibrozil	NR	not reported
GI	gastrointestinal	NSAID	non-steroidal anti-inflammatory drug

od	once daily	t½	half-life (time for concentration to decrease to half the initial level)
OL	open label		
Om3	omega-3-acid ethyl esters		
OR	odds ratio	T1DM	type 1 diabetes mellitus
PCI	percutaneous coronary intervention	T2DM	type 2 diabetes mellitus
Pl	placebo	TG	triglycerides
Prav	pravastatin	TIA	transient ischemic attack
q	every	tid	three times daily
RLP	remnant-like particle	VLDL	very low density lipoprotein
Ros	rosuvastatin	vs	versus
SB	single blind	wk	week(s)
Sim	simvastatin	y	year(s)

Appendices

Appendix A: Search Strategies

Main Search, MEDLINE (1966 to August Week 3 2008)

1. exp Hydroxymethylglutaryl-CoA Reductase Inhibitors/
2. Heptanoic Acids/
3. (Statin\$ or reductase inhibitor\$).tw.
4. (Simvastatin or Atorvastatin or Rosuvastatin or Pravastatin or Lovastatin or Fluvastatin or Mevastatin or Pitavastatin).mp.
5. (110862-48-1 or 287714-41-4 or 75330-75-5 or 79902-63-9 or 81093-37-0 or 93957-54-1).rn.
6. or/1-5
7. exp fatty acids, omega-3/
8. fatty acids, essential/
9. Dietary Fats, Unsaturated/
10. linolenic acids/
11. exp fish oils/
12. (n 3 fatty acid\$ or omega 3).tw.
13. eicosapenta?noic.tw,hw,rw.
14. docosa?noic.tw,hw,rw.
15. alpha linolenic.tw,hw,rw.
16. (linolenate or cervonic or timnodonic).tw,hw,rw.
17. (mediterranean adj diet\$).tw.
18. ((flax or flaxseed or flax seed or linseed or rape seed or rapeseed or canola or soy or soybean or walnut or mustard seed) adj2 oil\$).tw.
19. (walnut\$ or butternut\$ or soybean\$ or pumpkin seed\$).tw.
20. (fish adj2 oil\$).tw.
21. (cod liver oil\$ or marine oil\$ or marine fat\$).tw.
22. (salmon or mackerel or herring or tuna or halibut or seal or seaweed or anchov\$).tw.
23. (fish consumption or fish intake or (fish adj2 diet\$)).tw.
24. or/7-23
25. (anticholesteremic resin\$ or (bile adj3 resin\$) or BAR or BAS or Sequestrant\$ or Bile acid\$).tw.
26. (cholestyramine or colestyramin\$ or quantalan or questran or colesevelam).tw.
27. Cholestyramine/
28. Colestipol/
29. (colestimide or colestilan or colestipol).tw.
30. or/25-29
31. ezetimibe.mp.
32. 163222-33-1.rn.
33. (cholester\$ adj3 inhibit\$).tw.
34. or/31-33
35. (fibrate\$ or fibric acid\$).tw.
36. Clofibrac acid/
37. Clofibrate/
38. Bezafibrate/
39. Gemfibrozil/
40. Procetofen/
41. (gemfibrozil or fenofibrate or bezafibrate or clofibrate or clofibrac acid or procetofen or ciprofibrate).tw.
42. (637-07-0 or 25812-30-0 or 41859-67-0 or 882-09-7 or 49562-28-9).rn.
43. or/35-42
44. niacin/
45. nicotinic acid/
46. niacin.tw.
47. or/44-46
48. (Zetia or Lopid or Tricor or Lofibra or Welchol or Colestid or Questran or Prevalite).mp.
49. Drug Therapy, Combination/
50. (combination adj3 therapy).tw.
51. add-on therapy.tw.
52. or/49-51
53. 6 and (or/24,30,34,43,47-48,52)
54. clinical trial.pt.
55. clinical trials/
56. (randomized or randomly or placebo).ab.
57. trial.ti.
58. randomized controlled trial.pt.
59. or/54-58

- 60. 53 and 59
- 61. or/24,30,34,43,47-48,52
- 62. exp Cardiovascular Diseases/
- 63. 61 and 62
- 64. or/6,63
- 65. limit 64 to systematic reviews

- 66. limit 64 to meta analysis
- 67. or/60,65-66
- 68. limit 67 to (english language and yr="1980 - 2007")
- 69. remove duplicates from 68

Main Search, Embase (1980 to 2008 Week 36)

- 1. exp Hydroxymethylglutaryl Coenzyme a Reductase Inhibitor/
- 2. (Statin\$ or reductase inhibitor\$).tw.
- 3. (Simvastatin or Atorvastatin or Rosuvastatin or Pravastatin or Lovastatin or Fluvastatin or Mevastatin or Pitavastatin).mp.
- 4. (110862-48-1 or 287714-41-4 or 75330-75-5 or 79902-63-9 or 81093-37-0 or 93957-54-1).rn.
- 5. or/1-4
- 6. Omega 3 Fatty Acid/
- 7. exp Essential Fatty Acid/
- 8. exp Unsaturated Fatty Acid/
- 9. Fish oils/
- 10. (n 3 fatty acid\$ or omega 3).tw.
- 11. eicosapenta?noic.tw,hw,rw.
- 12. docosahexa?noic.tw,hw,rw.
- 13. alpha linolenic.tw,hw,rw.
- 14. (linolenate or cervonic or timnodonic).tw,hw,rw.
- 15. (mediterranean adj diet\$).tw.
- 16. ((flax or flaxseed or flax seed or linseed or rape seed or rapeseed or canola or soy or soybean or walnut or mustard seed) adj2 oil\$).tw.
- 17. (walnut\$ or butternut\$ or soybean\$ or pumpkin seed\$).tw.
- 18. (fish adj2 oil\$).tw.
- 19. (cod liver oil\$ or marine oil\$ or marine fat\$).tw.
- 20. (salmon or mackerel or herring or tuna or halibut or seal or seaweed or anchov\$).tw.
- 21. (fish consumption or fish intake or (fish adj2 diet\$)).tw.
- 22. or/6-21
- 23. Bile Acid Sequestrant/
- 24. (anticholesteremic resin\$ or (bile adj3 resin\$) or BAR or BAS or Sequestrant\$ or Bile acid\$).tw.
- 25. (cholestyramine or colestyramin\$ or quantalan or questran or colesevelam).tw.
- 26. Cholestyramine/
- 27. Colestipol/
- 28. Colestyramine/
- 29. Colestilan/
- 30. (colestimide or colestilan or colestipol).tw.
- 31. or/23-30
- 32. Ezetimibe/
- 33. ezetimibe.mp.
- 34. 163222-33-1.rn.
- 35. or/32-34
- 36. Fibric Acid Derivative/
- 37. (fibrate\$ or fibric acid\$).tw.
- 38. Clofibric acid/
- 39. Clofibrate/
- 40. Bezafibrate/
- 41. Gemfibrozil/
- 42. Procetofen/
- 43. (gemfibrozil or fenofibrate or bezafibrate or clofibrate or clofibric acid or procetofen or ciprofibrate).tw.
- 44. (637-07-0 or 25812-30-0 or 41859-67-0 or 882-09-7 or 49562-28-9).rn.
- 45. or/36-44
- 46. nicotinic acid/
- 47. niacin.tw.
- 48. or/46-47
- 49. (Zetia or Lopid or Tricor or Lofibra or Welchol or Colestid or Questran or Prevalite).mp.
- 50. Drug Therapy, Combination/
- 51. (combination adj3 therapy).tw.

52. add-on therapy.tw.
 53. or/50-52
 54. 5 and (or/22,31,35,45,48-49,53)
 55. limit 54 to "treatment (2 or more terms high specificity)"
 56. clinical trials/
 57. (randomized or randomly or placebo).ab.
 58. trial.ti.
 59. or/55-58

60. 54 and 59
 61. or/22,31,35,45,48-49,53
 62. exp Cardiovascular Disease/
 63. 61 and 62
 64. 5 or 63
 65. limit 64 to "reviews (2 or more terms high specificity)"
 66. or/60,65
 67. limit 66 to (english language and yr="1980 - 2007")

Main Search, CENTRAL (The Cochrane Library, Issue 3, 2008)

1. exp Hydroxymethylglutaryl Coenzyme a Reductase Inhibitor/
 2. (Statin\$ or reductase inhibitor\$).tw.
 3. (Simvastatin or Atorvastatin or Rosuvastatin or Pravastatin or Lovastatin or Fluvastatin or Mevastatin or Pitavastatin).mp.
 4. (110862-48-1 or 287714-41-4 or 75330-75-5 or 79902-63-9 or 81093-37-0 or 93957-54-1).rn.
 5. or/1-4
 6. Omega 3 Fatty Acid/
 7. exp Essential Fatty Acid/
 8. exp Unsaturated Fatty Acid/
 9. Fish oils/
 10. (n 3 fatty acid\$ or omega 3).tw.
 11. eicosapenta?noic.tw,hw,rw.
 12. docosahexa?noic.tw,hw,rw.
 13. alpha linolenic.tw,hw,rw.
 14. (linolenate or cervonic or timnodonic).tw,hw,rw.
 15. (mediterranean adj diet\$).tw.
 16. ((flax or flaxseed or flax seed or linseed or rape seed or rapeseed or canola or soy or soybean or walnut or mustard seed) adj2 oil\$).tw.
 17. (walnut\$ or butternut\$ or soybean\$ or pumpkin seed\$).tw.
 18. (fish adj2 oil\$).tw.
 19. (cod liver oil\$ or marine oil\$ or marine fat\$).tw.

20. (salmon or mackerel or herring or tuna or halibut or seal or seaweed or anchov\$).tw.
 21. (fish consumption or fish intake or (fish adj2 diet\$)).tw.
 22. or/6-21
 23. Bile Acid Sequestrant/
 24. (anticholesteremic resin\$ or (bile adj3 resin\$) or BAR or BAS or Sequestrant\$ or Bile acid\$).tw.
 25. (cholestyramine or colestyramin\$ or quantalan or questran or colesevelam).tw.
 26. Cholestyramine/
 27. Colestipol/
 28. Colestyramine/
 29. Colestilan/
 30. (colestimide or colestilan or colestipol).tw.
 31. or/23-30
 32. Ezetimibe/
 33. ezetimibe.mp.
 34. 163222-33-1.rn.
 35. or/32-34
 36. Fibric Acid Derivative/
 37. (fibrate\$ or fibric acid\$).tw.
 38. Clofibric acid/
 39. Clofibrate/
 40. Bezafibrate/
 41. Gemfibrozil/
 42. Procetofen/

43. (gemfibrozil or fenofibrate or bezafibrate or clofibrate or clofibric acid or procetofen or ciprofibrate).tw.
44. (637-07-0 or 25812-30-0 or 41859-67-0 or 882-09-7 or 49562-28-9).rn.
45. or/36-44
46. nicotinic acid/
47. niacin.tw.
48. or/46-47
49. (Zetia or Lopid or Tricor or Lofibra or Welchol or Colestid or Questran or Prevalite).mp.
50. Drug Therapy, Combination/
51. (combination adj3 therapy).tw.
52. add-on therapy.tw.
53. or/50-52
54. 5 and (or/22,31,35,45,48-49,53)
55. exp Hydroxymethylglutaryl-CoA Reductase Inhibitors/
56. Heptanoic Acids/
57. (Statin\$ or reductase inhibitor\$).tw.
58. (Simvastatin or Atorvastatin or Rosuvastatin or Pravastatin or Lovastatin or Fluvastatin or Mevastatin or Pitavastatin).mp.
59. (110862-48-1 or 287714-41-4 or 75330-75-5 or 79902-63-9 or 81093-37-0 or 93957-54-1).rn.
60. or/55-59
61. exp fatty acids, omega-3/
62. fatty acids, essential/
63. Dietary Fats, Unsaturated/
64. linolenic acids/
65. exp fish oils/
66. (n 3 fatty acid\$ or omega 3).tw.
67. eicosapenta?noic.tw,hw,rw.
68. docosahexa?noic.tw,hw,rw.
69. alpha linolenic.tw,hw,rw.
70. (linolenate or cervonic or timnodonic).tw,hw,rw.
71. (mediterranean adj diet\$).tw.
72. ((flax or flaxseed or flax seed or linseed or rape seed or rapeseed or canola or soy or soybean or walnut or mustard seed) adj2 oil\$).tw.
73. (walnut\$ or butternut\$ or soybean\$ or pumpkin seed\$).tw.
74. (fish adj2 oil\$).tw.
75. (cod liver oil\$ or marine oil\$ or marine fat\$).tw.
76. (salmon or mackerel or herring or tuna or halibut or seal or seaweed or anchov\$).tw.
77. (fish consumption or fish intake or (fish adj2 diet\$)).tw.
78. or/61-77
79. (anticholesteremic resin\$ or (bile adj3 resin\$) or BAR or BAS or Sequestrant\$ or Bile acid\$).tw.
80. (cholestyramine or colestyramin\$ or quantalan or questran or colesevelam).tw.
81. Cholestyramine/
82. Colestipol/
83. (colestimide or colestilan or colestipol).tw.
84. or/79-83
85. ezetimibe.mp.
86. 163222-33-1.rn.
87. (cholester\$ adj3 inhibit\$).tw.
88. or/85-87
89. (fibrate\$ or fibric acid\$).tw.
90. Clofibric acid/
91. Clofibrate/
92. Bezafibrate/
93. Gemfibrozil/
94. Procetofen/
95. (gemfibrozil or fenofibrate or bezafibrate or clofibrate or clofibric acid or procetofen or ciprofibrate).tw.
96. (637-07-0 or 25812-30-0 or 41859-67-0 or 882-09-7 or 49562-28-9).rn.
97. or/89-96
98. niacin/
99. nicotinic acid/
100. niacin.tw.
101. or/98-100
102. (Zetia or Lopid or Tricor or Lofibra or Welchol or Colestid or Questran or Prevalite).mp.
103. Drug Therapy, Combination/

104. (combination adj3 therapy).tw.
105. add-on therapy.tw.
106. or/103-105
107. 60 and (or/78,84,88,97,101-
102,106)

108. or/54,107
109. remove duplicates from 108
110. limit 109 to yr="1980 - 2007"

Harms Search, MEDLINE (1966 to August Week 3 2008)

1. exp Neoplasms/
2. Rhabdomyolysis/
3. Myocardial Infarction/
4. exp Liver Failure/
5. Stroke/
6. mo.fs.
7. or/1-6
8. (ae or po or to or mo or ci or de or et
or co or sc).fs.
9. exp Survival Analysis/
10. exp Death/
11. Risk factors/
12. exp Drug Interactions/
13. Critical Illness/
14. exp Mortality/
15. Abnormalities, drug-induced/
16. exp Drug Hypersensitivity/
17. exp Drug Toxicity/
18. exp Product Surveillance,
Postmarketing/
19. Cohort Studies/
20. harm\$.mp.
21. ((adverse or serious or severe) adj2
(event\$ or reaction\$)).mp.
22. ((side or unwanted or adverse or
undersire\$) adj effect\$).tw.
23. (ADR or ADRS or SAE).tw.
24. safety.mp.
25. (bleed\$ or haemorrhag\$ or
hemorrhag\$).tw.
26. (toxic\$ or gastrotoxic\$).tw.
27. (tolerability or tolerance or
tolerate\$).tw.
28. (relative risk or risks).mp.
29. risk.ti.
30. (cohort adj2 stud\$).ti,ab.
31. (treatment emergent or
complications).tw.
32. or/8-31

33. Databases/ or Databases, factual/ or
National Practitioner Data Bank/
34. Prescriptions, Drug/sn
35. Hospitalization/sn
36. Managed Care Programs/sn
37. (administrative adj2 data\$).tw.
38. (PHSHG or Public Health Strategic
Healthcare Group or Palo Alto Medical
Foundation or PAMF or MedPar or
MCBS or Medicare Current Beneficiary
Survey or Health Insurance Skeleton
Eligibility Write-Off or HISKEW or
UPIN or Unique Physician Identification
Numbers or CAHPS or HOS or Health
Outcomes Study or DSH or Providence
BC or Partners Health Care or MEPS or
Medical Expenditure Panel Survey or
USP MEDMARX or Intensive Care Unit
Safety Reporting System or ICU-SRS or
i3Magnifi or Ingenix or American Heart
Association or PCN or Primary Care
Network or CORRONA or VA National
Patient database or VA National Patient
DB or VANPDB or VA Medicare
Database or VAMD or Walgreen\$ or
Marketscan or Illinois Medicaid or
Commercial Food Workers Union or
CMS or VHA or Baltimore Veterans
Healthcare or Thomson Medstat or
Omnicare or HMO Research Network or
HMORN or Healthinsight or Utah
Population Database or NAMCS or
National Ambulatory Medical Care
Survey or Pharmetrics or NDTI or
Mediplus or Tennessee Medicaid or
TENNCARE or GPRD or General
Practice Research Database or IMS
Disease Analyzer).tw.

39. (California Medicaid or IMS HEALTH National Disease or (Consortium adj Rheumatology Researchers) or Illinois Department or British Columbia).tw.
40. ((French System adj2 Pharmacovigilance) or (ADR Centre adj2 Vietnam) or (WHO Collaborating Programme adj International Drug Monitoring) or (Medicines Evaluation adj Monitoring) or Medicines Evaluation or (Medicaid Pharmaceutical Analysis adj Surveillance)).tw.
41. (VSR or ADRAC or ADR Advisory Committee or CADRMP or Canadian ADR Monitoring Programme or Adverse Reactions Monitoring or BfArM or Voluntary Reporting System or National Reporting System or Farmacovigilanza or Farmacovigilancia or National Drug Monitoring System or National Adverse Reaction Monitoring Programme or Netherlands Pharmacovigilance Foundation or LAREB or National Toxicology Group or Centre for Adverse Reaction Monitoring or Norwegian Medicines Control Authority or Pharmacovigilance or Drug Monitoring Department or Swiss Drug Monitoring Centre or SANZ or Yellow Card or Spontaneous Reporting System or MedMARx or PEM or IMMP or J-PEM or Saskatchewan Administrative Healthcare Utilization Databases or MEMO or BCDSP or Boston Collaborative Drug Surveillance or COMPASS or Uppsala Monitoring).tw.
42. (Saskhealth or Quebec medical claims database or Regie de l'assurance-maladie du Quebec or RAMQ or Nova Scotia Pharmacare or (Health Insurance Commission adj Australia) or Intercontinental Marketing Services Health or medwatch or Linked Health Database or BCLHD).tw.
43. (VAERS or Vaccine Adverse Event Reporting System or adverse events reporting system or AERS or Fallon Health Plan or Harvard Pilgrim or Kaiser Permanente or ACOVE or (Assessing Care adj Vulnerable Elders)).tw.
44. (euromedstat group or euro med stat group).au.
45. or/33-44
46. exp Hydroxymethylglutaryl-CoA Reductase Inhibitors/
47. Heptanoic Acids/
48. (Statin\$ or reductase inhibitor\$).tw.
49. (Simvastatin or Atorvastatin or Rosuvastatin or Pravastatin or Lovastatin or Fluvastatin or Mevastatin or Pitavastatin).mp.
50. (110862-48-1 or 287714-41-4 or 75330-75-5 or 79902-63-9 or 81093-37-0 or 93957-54-1).rn.
51. or/46-50
52. exp fatty acids, omega-3/
53. fatty acids, essential/
54. Dietary Fats, Unsaturated/
55. linolenic acids/
56. exp fish oils/
57. (n 3 fatty acid\$ or omega 3).tw.
58. eicosapenta?noic.tw,hw,rw.
59. docosahexa?noic.tw,hw,rw.
60. alpha linolenic.tw,hw,rw.
61. (linolenate or cervonic or timnodonic).tw,hw,rw.
62. (mediterranean adj diet\$).tw.
63. ((flax or flaxseed or flax seed or linseed or rape seed or rapeseed or canola or soy or soybean or walnut or mustard seed) adj2 oil\$).tw.
64. (walnut\$ or butternut\$ or soybean\$ or pumpkin seed\$).tw.
65. (fish adj2 oil\$).tw.
66. (cod liver oil\$ or marine oil\$ or marine fat\$).tw.
67. (salmon or mackerel or herring or tuna or halibut or seal or seaweed or anchov\$).tw.

68. (fish consumption or fish intake or (fish adj2 diet\$)).tw.
69. or/52-68
70. (anticholesteremic resin\$ or (bile adj3 resin\$) or BAR or BAS or Sequestrant\$ or Bile acid\$).tw.
71. (cholestyramine or colestyramin\$ or quantalan or questran or colesevelam).tw.
72. Cholestyramine/
73. Colestipol/
74. (colestimide or colestilan or colestipol).tw.
75. or/70-74
76. ezetimibe.mp.
77. 163222-33-1.rn.
78. (cholester\$ adj3 inhibit\$).tw.
79. or/76-78
80. (fibrate\$ or fibric acid\$).tw.
81. Clofibrac acid/
82. Clofibrate/
83. Bezafibrate/
84. Gemfibrozil/
85. Procetofen/
86. (gemfibrozil or fenofibrate or bezafibrate or clofibrate or clofibrac acid or procetofen or ciprofibrate).tw.
87. (637-07-0 or 25812-30-0 or 41859-67-0 or 882-09-7 or 49562-28-9).rn.
88. or/80-87
89. niacin/
90. nicotinic acid/
91. niacin.tw.
92. or/89-91
93. (Zetia or Lopid or Tricor or Lofibra or Welchol or Colestid or Questran or Prevalite).mp.
94. Drug Therapy, Combination/
95. (combination adj3 therapy).tw.
96. add-on therapy.tw.
97. or/94-96
98. 51 and (or/69,75,79,88,92-93,97)
99. or/7,32,45
100. 98 and 99
101. limit 100 to review
102. 100 not 101
103. limit 102 to (english and human and yr=1980-2007)

Harms Search, Embase (1980 to 2008 Week 36)

1. exp neoplasms/
2. Rhabdomyolysis/
3. Myocardial Infarction/
4. exp Liver Failure/
5. Stroke/
6. mo.fs.
7. or/1-6
8. (ae or po or to or mo or ci or de or et or co or sc).fs.
9. exp Survival Analysis/
10. exp Death/
11. Risk factors/
12. exp Drug Interactions/
13. Critical Illness/
14. exp Mortality/
15. Abnormalities, drug-induced/
16. exp Drug Hypersensitivity/
17. exp Drug Toxicity/
18. exp Product Surveillance, Postmarketing/
19. Cohort Studies/
20. harm\$.mp.
21. ((adverse or serious or severe) adj2 (event\$ or reaction\$)).mp.
22. ((side or unwanted or adverse or undersire\$) adj effect\$).tw.
23. (ADR or ADRS or SAE).tw.
24. safety.mp.
25. (bleed\$ or haemorrhag\$ or hemorrhag\$).tw.
26. (toxic\$ or gastrotoxic\$).tw.
27. (tolerability or tolerance or tolerate\$).tw.
28. (relative risk or risks).mp.
29. risk.ti.
30. (cohort adj2 stud\$).ti,ab.
31. (treatment emergent or complications).tw.
32. or/8-31

33. Databases/ or Databases, factual/ or National Practitioner Data Bank/
34. Prescriptions, Drug/
35. Hospitalization/
36. Managed Care Programs/
37. (administrative adj2 data\$).tw.
38. (PHSHG or Public Health Strategic Healthcare Group or Palo Alto Medical Foundation or PAMF or MedPar or MCBS or Medicare Current Beneficiary Survey or Health Insurance Skeleton Eligibility Write-Off or HISKEW or UPIN or Unique Physician Identification Numbers or CAHPS or HOS or Health Outcomes Study or DSH or Providence BC or Partners Health Care or MEPS or Medical Expenditure Panel Survey or USP MEDMARX or Intensive Care Unit Safety Reporting System or ICU-SRS or i3Magnifi or Ingenix or American Heart Association or PCN or Primary Care Network or CORRONA or VA National Patient database or VA National Patient DB or VANPDB or VA Medicare Database or VAMD or Walgreen\$ or Marketscan or Illinois Medicaid or Commercial Food Workers Union or CMS or VHA or Baltimore Veterans Healthcare or Thomson Medstat or Omnicare or HMO Research Network or HMORN or Healthinsight or Utah Population Database or NAMCS or National Ambulatory Medical Care Survey or Pharmedics or NDTI or Mediplus or Tennessee Medicaid or TENNCARE or GPRD or General Practice Research Database or IMS Disease Analyzer).tw.
39. (California Medicaid or IMS HEALTH National Disease or (Consortium adj Rheumatology Researchers) or Illinois Department or British Columbia).tw.
40. ((French System adj2 Pharmacovigilance) or (ADR Centre adj2 Vietnam) or (WHO Collaborating Programme adj International Drug Monitoring) or (Medicines Evaluation adj Monitoring) or Medicines Evaluation or (Medicaid Pharmaceutical Analysis adj Surveillance)).tw.
41. (VSR or ADRAC or ADR Advisory Committee or CADRMP or Canadian ADR Monitoring Programme or Adverse Reactions Monitoring or BfArM or Voluntary Reporting System or National Reporting System or Farmacovigilanza or Farmacovigilancia or National Drug Monitoring System or National Adverse Reaction Monitoring Programme or Netherlands Pharmacovigilance Foundation or LAREB or National Toxicology Group or Centre for Adverse Reaction Monitoring or Norwegian Medicines Control Authority or Pharmacovigilance or Drug Monitoring Department or Swiss Drug Monitoring Centre or SANZ or Yellow Card or Spontaneous Reporting System or MedMARx or PEM or IMMP or J-PEM or Saskatchewan Administrative Healthcare Utilization Databases or MEMO or BCDSP or Boston Collaborative Drug Surveillance or COMPASS or Uppsala Monitoring).tw.
42. (Saskhealth or Quebec medical claims database or Regie de l'assurance-maladie du Quebec or RAMQ or Nova Scotia Pharmacare or (Health Insurance Commission adj Australia) or Intercontinental Marketing Services Health or medwatch or Linked Health Database or BCLHD).tw.
43. (VAERS or Vaccine Adverse Event Reporting System or adverse events reporting system or AERS or Fallon Health Plan or Harvard Pilgrim or Kaiser Permanente or ACOVE or (Assessing Care adj Vulnerable Elders)).tw.
44. (euromedstat group or euro med stat group).au.
45. or/33-44

46. exp Hydroxymethylglutaryl-CoA Reductase Inhibitors/
47. Heptanoic Acids/
48. (Statin\$ or reductase inhibitor\$).tw.
49. (Simvastatin or Atorvastatin or Rosuvastatin or Pravastatin or Lovastatin or Fluvastatin or Mevastatin or Pitavastatin).mp.
50. (110862-48-1 or 287714-41-4 or 75330-75-5 or 79902-63-9 or 81093-37-0 or 93957-54-1).rn.
51. or/46-50
52. exp fatty acids, omega-3/
53. fatty acids, essential/
54. Dietary Fats, Unsaturated/
55. linolenic acids/
56. exp fish oils/
57. (n 3 fatty acid\$ or omega 3).tw.
58. eicosapenta?noic.tw,hw.
59. docosa?noic.tw,hw.
60. alpha linolenic.tw,hw.
61. (linolenate or cervonic or timnodonic).tw,hw.
62. (mediterranean adj diet\$).tw.
63. ((flax or flaxseed or flax seed or linseed or rape seed or rapeseed or canola or soy or soybean or walnut or mustard seed) adj2 oil\$).tw.
64. (walnut\$ or butternut\$ or soybean\$ or pumpkin seed\$).tw.
65. (fish adj2 oil\$).tw.
66. (cod liver oil\$ or marine oil\$ or marine fat\$).tw.
67. (salmon or mackerel or herring or tuna or halibut or seal or seaweed or anchov\$).tw.
68. (fish consumption or fish intake or (fish adj2 diet\$)).tw.
69. or/52-68
70. (anticholesteremic resin\$ or (bile adj3 resin\$) or BAR or BAS or Sequestrant\$ or Bile acid\$).tw.
71. (cholestyramine or colestyramin\$ or quantalan or questran or colesevelam).tw.
72. Cholestyramine/
73. (colestimide or colestilan or colestipol).tw. [(colestimide or colestilan or colestipol).tw. as keyword]
74. Colestipol/ [Colestipol/ as keyword]
75. or/70-74
76. ezetimibe.mp.
77. 163222-33-1.rn.
78. (cholester\$ adj3 inhibit\$).tw.
79. or/76-78
80. (fibrate\$ or fibric acid\$).tw.
81. Clofibric acid/
82. Clofibrate/
83. Bezafibrate/
84. Gemfibrozil/
85. Procetofen/
86. (gemfibrozil or fenofibrate or bezafibrate or clofibrate or clofibric acid or procetofen or ciprofibrate).tw.
87. (637-07-0 or 25812-30-0 or 41859-67-0 or 882-09-7 or 49562-28-9).rn.
88. or/80-87
89. niacin/
90. nicotinic acid/
91. niacin.tw.
92. or/89-91
93. (Zetia or Lopid or Tricor or Lofibra or Welchol or Colestid or Questran or Prevalite).mp.
94. Drug Therapy, Combination/
95. (combination adj3 therapy).tw.
96. add-on therapy.tw.
97. or/94-96
98. 51 and (or/69,75,79,88,92-93,97)
99. or/7,32,45
100. 98 and 99
101. limit 100 to review
102. 100 not 101
103. limit 102 to (english and human and yr=1980-2007)

Date and RCT Filters Removed, Medline (1950 to August Week 3 2008)

1. exp Hydroxymethylglutaryl-CoA Reductase Inhibitors/
2. Heptanoic Acids/
3. (Statin\$ or reductase inhibitor\$).tw.
4. (Simvastatin or Atorvastatin or Rosuvastatin or Pravastatin or Lovastatin or Fluvastatin or Mevastatin or Pitavastatin).mp.
5. (110862-48-1 or 287714-41-4 or 75330-75-5 or 79902-63-9 or 81093-37-0 or 93957-54-1).rn.
6. or/1-5
7. exp fatty acids, omega-3/
8. fatty acids, essential/
9. Dietary Fats, Unsaturated/
10. linolenic acids/
11. exp fish oils/
12. (n 3 fatty acid\$ or omega 3).tw.
13. eicosapenta?noic.tw,hw,rw.
14. docosahexa?noic.tw,hw,rw.
15. alpha linolenic.tw,hw,rw.
16. (linolenate or cervonic or timnodonic).tw,hw,rw.
17. (mediterranean adj diet\$).tw.
18. ((flax or flaxseed or flax seed or linseed or rape seed or rapeseed or canola or soy or soybean or walnut or mustard seed) adj2 oil\$).tw.
19. (walnut\$ or butternut\$ or soybean\$ or pumpkin seed\$).tw.
20. (fish adj2 oil\$).tw.
21. (cod liver oil\$ or marine oil\$ or marine fat\$).tw.
22. (salmon or mackerel or herring or tuna or halibut or seal or seaweed or anchov\$).tw.
23. (fish consumption or fish intake or (fish adj2 diet\$)).tw.
24. or/7-23
25. (anticholesteremic resin\$ or (bile adj3 resin\$) or BAR or BAS or Sequestrant\$ or Bile acid\$).tw.
26. (cholestyramine or colestyramin\$ or quantalan or questran or colesevelam).tw.
27. Cholestyramine/
28. Colestipol/
29. (colestimide or colestilan or colestipol).tw.
30. or/25-29
31. ezetimibe.mp.
32. 163222-33-1.rn.
33. (cholester\$ adj3 inhibit\$).tw.
34. or/31-33
35. (fibrate\$ or fibric acid\$).tw.
36. Clofibric acid/
37. Clofibrate/
38. Bezafibrate/
39. Gemfibrozil/
40. Procetofen/
41. (gemfibrozil or fenofibrate or bezafibrate or clofibrate or clofibric acid or procetofen or ciprofibrate).tw.
42. (637-07-0 or 25812-30-0 or 41859-67-0 or 882-09-7 or 49562-28-9).rn.
43. or/35-42
44. niacin/
45. nicotinic acid/
46. niacin.tw.
47. or/44-46
48. (Zetia or Lopid or Tricor or Lofibra or Welchol or Colestid or Questran or Prevalite).mp.
49. Drug Therapy, Combination/
50. (combination adj3 therapy).tw.
51. add-on therapy.tw.
52. or/49-51
53. 6 and (or/24,30,34,43,47-48,52)
54. or/24,30,34,43,47-48,52

55. exp Cardiovascular Diseases/
56. 54 and 55
57. or/6,56
58. limit 57 to systematic reviews

59. limit 57 to meta analysis
60. or/53,58-59
61. limit 60 to english language

Appendix B: Excluded Studies

Excluded Studies - FullText Relevance

Do Not Directly Address the Key Questions

Aberg JA, Zackin RA, Brobst SW, et al. A randomized trial of the efficacy and safety of fenofibrate versus pravastatin in HIV-infected subjects with lipid abnormalities: AIDS Clinical Trials Group Study 5087. *AIDS Research & Human Retroviruses* 2005;21(9):757-767.

ACCORD Study Group. Action to Control Cardiovascular Risk in Diabetes (ACCORD) trial: design and methods. *Am J Cardiol* 2007;99(12A):21i-33i.

Adams RJ, Albers G, Alberts MJ, et al. Update to the AHA/ASA recommendations for the prevention of stroke in patients with stroke and transient ischemic attack. *Stroke* 2008; 39(5):1647-1652.

Afilalo J, Duque G, Steele R, et al. Statins for secondary prevention in elderly patients: a hierarchical bayesian meta-analysis [see comment]. *J Am Coll Cardiol* 2008; 51(1):37-45.

Akoglu H, Yilmaz R, Kirkpantur A, et al. Combined organ failure with combination antihyperlipidemic treatment: a case of hepatic injury and acute renal failure. *Ann Pharmacother* 2007;41(1):143-147.

Alaupovic P, Fesmire JD, Hunnighake D, et al. The effect of aggressive and moderate lowering of LDL-cholesterol and low dose anticoagulation on plasma lipids, apolipoproteins and lipoprotein families in post coronary artery bypass graft trial. *Atherosclerosis* 1999;146(2):369-379.

Alexandridis G, Pappas GA, Elisaf MS. Rhabdomyolysis due to combination therapy with cerivastatin and gemfibrozil [see comment]. *Am J Med* 2000;109(3):261-262.

Aligeti VR, Gandhi M, Braden R, et al. Effect of combination lipid-modifying therapy on the triglyceride lowering effect of fish oil. *Am J Med Sci* 2007;333(3):168-172.

Al-Olah Y H, Carr-Lopez S M. Rhabdomyolysis secondary to the concomitant use of simvastatin and gemfibrozil. *Saudi Pharm J* 2002;10(1-2):65-69.

Amarenco P, Lavallee PC, Mazighi M, et al. The role of statins in the prevention of stroke. *Archives of Medical Science* 2007; 3(4 SUPPL. A):S109-S114.

Andrade SE, Graham DJ, Staffa JA, et al. Health plan administrative databases can efficiently identify serious myopathy and rhabdomyolysis. *J Clin Epidemiol* 2005;58(2):171-174.

Anonymous. Case report: Combination therapy for metabolic syndrome. *Cardiol Rev* 2005;22(1):42.

Anonymous. Case report: Improved lipid levels with niacin-ER/lovastatin. *Cardiol Rev* 2003;20(11):38.

Anonymous. Combination therapy for mixed dyslipidemia in an elderly man with diabetes. *Cardiol Rev* 2007;24(4):28.

Anonymous. Myopathy and rhabdomyolysis with lovastatin taken with gemfibrozil [comment]. *JAMA* 1990;264(23):2991-2992.

Anonymous. Study of Heart and Renal Protection (SHARP): Final Protocol Version 4: 14 July 2003. National Research Register, UK [www 2004;nrr.nhs.uk/]. 2004.

Arambepola C, Farmer AJ, Perera R, et al. Statin treatment for children and adolescents with heterozygous familial hypercholesterolaemia: a systematic review and meta-analysis [review] [60 refs]. *Atherosclerosis* 2007;195(2):339-347.

Armstrong EP, Zachry WM, Malone DC. Cost-effectiveness analysis of simvastatin and lovastatin/extended- release niacin to achieve LDL and HDL goal using NHANES data.[see comment]. *Journal of Managed Care Pharmacy* 2004;10(3):251-258.

Aronow WS. Treatment of high-risk older adults with lipid-lowering drug therapy. *Geriatrics and Aging* 2007;10(3):167-173.

Aronow WS. Treatment of high-risk older persons with lipid-lowering drug therapy [review] [34 refs]. *Am J Ther* 2008;15(2):102-107.

- Arshad A, Mandava A, Kamath G, et al. Sudden cardiac death and the role of medical therapy [review] [146 refs]. *Prog Cardiovasc Dis* 2008; 50(6):420-438.
- Asztalos B F, Batista M, Horvath KV, et al. Change in alpha1 HDL concentration predicts progression in coronary artery stenosis. *Arterioscler Thromb Vasc Biol* 2003;23(5):847-852.
- Athyros VG, Papageorgiou AA, Hatzikonstandinou HA, et al. Safety and efficacy of long-term statin-fibrate combinations in patients with refractory familial combined hyperlipidemia. *Am J Cardiol* 1997;80(5):608-613.
- Athyros VG, Papageorgiou AA, Kontopoulos A G. Statin-fibrate combinations in patients with combined hyperlipidemia. *Atherosclerosis* 2001;155(1):263-264.
- Athyros V, Papageorgiou A, Athyrou V, et al. Long term safety and efficacy of atorvastatin versus four statin-fibrate combinations on lipid profile and plasma fibrinogen in patients with familial combined hyperlipidemia. *Atheroscler Suppl* 1999;144(1):28.
- Athyros VG, Kakafika AI, Koragiannis A, et al. Effects of simvastatin alone versus fenofibrate alone versus simvastatin plus fenofibrate on lipoprotein subparticle profiles in patients with diabetes mellitus and mixed dyslipidemia. *Am J Cardiol* 2008;101(11):1679-1680.
- Athyros VG, Tziomalos K, Kakafika AI, et al. Effectiveness of ezetimibe alone or in combination with twice a week Atorvastatin (10 mg) for statin intolerant high-risk patients. *Am J Cardiol* 2008;101(4):483-485.
- Aung PP, Maxwell HG, Jepson RG, et al. Lipid-lowering for peripheral arterial disease of the lower limb[update of Cochrane Database Syst Rev. 2000;(2):CD000123; PMID: 10796489] [review] [91 refs]. *Cochrane Database Syst Rev* 2007;(4):CD000123.
- Bach LA, Cooper ME, O'Brien RC, et al. The use of simvastatin, an HMG CoA reductase inhibitor, in older patients with hypercholesterolemia and atherosclerosis. *J Am Geriatr Soc* 1990;38(1):10-14.
- Backman JT, Kyrklund C, Kivisto KT, et al. Plasma concentrations of active simvastatin acid are increased by gemfibrozil. *Clinical Pharmacology & Therapeutics* 2000;68(2):122-129.
- Badawy O, Wierzbicki AS, Hilton R. Combination fibrate-statin therapy for the treatment of severe hypertriglyceridaemia in renal disease. *Int J Clin Pract* 2003;57(3):249-251.
- Badger SA, Soong CV, Lee B, et al. Prescribing practice of general practitioners in Northern Ireland for peripheral arterial disease. *Angiology* 2008; 59(1):57-63.
- Baldovi F, Galindo MJ, Alcacer F, et al. Acute renal failure and lipid-lowering therapy. *Nutr Metab Disord HIV Infect* 2004;3(2):437-439.
- Ballantyne CM, Radovancevic B, Farmer JA, et al. Hyperlipidemia after heart transplantation: report of a 6-year experience, with treatment recommendations. *J Am Coll Cardiol* 1992;19(6):1315-1321.
- Bard JM, Dallongeville J, Hagen E, et al. Comparison of the effect of fluvastatin, an hydroxymethyl glutaryl coenzyme A reductase inhibitor, and cholestyramine, a bile acid sequestrant, on lipoprotein particles defined by apolipoprotein composition. *Metabolism: Clinical & Experimental* 1995;44(11):1447-1454.
- Barkowski RS, Frishman WH. HDL metabolism and CETP inhibition. *Cardiol Rev* 2008; 16(3):154-162.
- Bar-On P, Crews L, Koob AO, et al. Statins reduce neuronal alpha-synuclein aggregation in in vitro models of Parkinson's disease. *J Neurochem* 2008;105(5):1656-1667.
- Barter PJ, O'Brien RC. Achievement of target plasma cholesterol levels in hypercholesterolaemic patients being treated in general practice. *Atherosclerosis* 2000;149(1):199-205.
- Barter P. Reconsidering the value of fibrates: Lessons from the trials. *British Journal of Diabetes & Vascular Disease* 2003;3(3):162-167.
- Bayes M, Rabasseda X, Prous JR. Gateways to clinical trials. *Methods Find Exp Clin Pharmacol* 2007;29(9):625-655.

- Bays H, Lansing AM. Fish oil (omega-3 fatty acids) in treatment of hypertriglyceridemia. A practical approach for the primary care physician. *J Ky Med Assoc* 1994;92(3):105-108.
- Bays H, McKenney J, Davidson M. Torcetrapib/atorvastatin combination therapy. *Expert Review of Cardiovascular Therapy* 2005;3(5):789-820.
- Bays H. Safety of niacin and simvastatin combination therapy [review] [26 refs]. *Am J Cardiol* 2008;101(8A):3B-8B.
- bdul-Ghaffar NU, el-Sonbaty MR. Pancreatitis and rhabdomyolysis associated with lovastatin-gemfibrozil therapy. *J Clin Gastroenterol* 1995;21(4):340-341.
- Beggs P W, Clark DW, Williams SM, et al. A comparison of the use, effectiveness and safety of bezafibrate, gemfibrozil and simvastatin in normal clinical practice using the New Zealand Intensive Medicines Monitoring Programme (IMMP). *Br J Clin Pharmacol* 1999;47(1):99-104.
- Benatar JR, Stewart RA. Is it time to stop treating dyslipidaemia with fibrates? [review] [23 refs]. *N Z Med J* 2007;120(1261):U2706.
- Bennett MT, Johns KW, Bondy GP. Ezetimibe is effective when added to maximally tolerated lipid lowering therapy in patients with HIV. *Lipids in Health & Disease* 2007;615.
- Berger GM, Marais AD, Seftel HC, et al. Treatment of hypercholesterolemia with the HMG CoA reductase inhibitor, simvastatin. *Cardiovascular Drugs & Therapy* 1989;3(2):219-227.
- Bergman AJ, Murphy G, Burke J, et al. Simvastatin does not have a clinically significant pharmacokinetic interaction with fenofibrate in humans. *J Clin Pharmacol* 2004;44(9):1054-1062.
- Bermingham RP, Whitsitt TB, Smart ML, et al. Rhabdomyolysis in a patient receiving the combination of cerivastatin and gemfibrozil. *Am J Health Syst Pharm* 2000;57(5):461-464.
- Bertolotti M, Zambianchi L, Carulli L, et al. Influence of newly synthesized cholesterol on bile acid synthesis during chronic inhibition of bile acid absorption. *J Gastroenterol Hepatol* 2003;38(4):939-946.
- Bilheimer DW, Grundy SM, Brown MS, et al. Mevinolin and colestipol stimulate receptor-mediated clearance of low density lipoprotein from plasma in familial hypercholesterolemia heterozygotes. 1983. *Atheroscler Suppl* 2004;5(3):61-65.
- Bilheimer DW, Grundy SM, Brown MS, et al. Mevinolin and colestipol stimulate receptor-mediated clearance of low density lipoprotein from plasma in familial hypercholesterolemia heterozygotes. *Proc Natl Acad Sci U S A* 1983;80(13):4124-4128.
- Bilz S, Wagner S, Schmitz M, et al. Effects of atorvastatin versus fenofibrate on apoB-100 and apoA-I kinetics in mixed hyperlipidemia. *J Lipid Res* 2004;45(1):174-185.
- Birjmohun RS, Kastelein JJ, Poldermans D, et al. Safety and tolerability of prolonged-release nicotinic acid in statin-treated patients. *Curr Med Res Opin* 2007;23(7):1707-1713.
- Bissonnette S, Habib R, Sampalis F, et al. Efficacy and tolerability of ezetimibe 10 mg/day coadministered with statins in patients with primary hypercholesterolemia who do not achieve target LDL-C while on statin monotherapy: A Canadian, multicentre, prospective study—the Ezetrol Add-On Study. *Can J Cardiol* 2006;22(12):1035-1044.
- Black C, Jick H. Etiology and frequency of rhabdomyolysis. *Pharmacotherapy* 2002;22(12):1524-1526.
- Blair SN, Capuzzi DM, Gottlieb SO, et al. Incremental reduction of serum total cholesterol and low-density lipoprotein cholesterol with the addition of plant stanol ester-containing spread to statin therapy. *Am J Cardiol* 2000;86(1):46-52.
- Blom DJ, Byrnes P, Jones S, et al. Dysbetalipoproteinaemia—clinical and pathophysiological features. *S Afr Med J* 2002;Suid-Afrikaanse Tydskrif Vir Geneeskunde. 92(11):892-897.
- Blum S, Milman U, Shapira C, et al. Dual therapy with statins and antioxidants is superior to statins alone in decreasing the risk of cardiovascular disease in a subgroup of middle-aged individuals with both diabetes mellitus and the haptoglobin 2-2 genotype. *Arterioscler Thromb Vasc Biol* 2008;28(3):e18-e20.

- Bonnet F, Balestre E, Thiebaut R, et al. Fibrates or statins and lipid plasma levels in 245 patients treated with highly active antiretroviral therapy. Aquitaine Cohort, France, 1999-2001. *HIV Med* 2004;5(3):133-139.
- Bonovas S, Filioussi K, Sitaras NM. Statin use and the risk of prostate cancer: A metaanalysis of 6 randomized clinical trials and 13 observational studies. *Int J Cancer* 2008; 123(4):899-904.
- Bonovas S, Filioussi K, Tsantes A, et al. Use of statins and risk of haematological malignancies: a meta-analysis of six randomized clinical trials and eight observational studies [review] [47 refs]. *Br J Clin Pharmacol* 2007; 64(3):255-262.
- Bouknight P, Mackler L, Heffington M. FPIN's clinical inquiries. Best alternatives to statins for treating hyperlipidemia. [Review] [10 refs]. *Am Fam Physician* 2007; 76(7):1027-1029.
- Bozbas H, Altin C, Yildirim A et al. Lipid profiles of patients with a transplanted heart before and after the operation. *Transplant Proc* 2008; 40(1):263-266.
- Bright J. American Heart Association—Scientific Sessions 2007. Part 1. *Idrugs* 2008; 11(1):16-18.
- Brophy JM, Costa V. Statin wars following coronary revascularization—evidence-based clinical practice? *Can J Cardiol* 2006;22(1):54-58.
- Brown BG, Bardsley J, Poulin D, et al. Moderate dose, three-drug therapy with niacin, lovastatin, and colestipol to reduce low-density lipoprotein cholesterol <100 mg/dl in patients with hyperlipidemia and coronary artery disease. *Am J Cardiol* 1997;80(2):111-115.
- Brown BG, Zambon A, Poulin D, et al. Use of niacin, statins, and resins in patients with combined hyperlipidemia [review] [20 refs]. *Am J Cardiol* 1998;81(4A):52B-59B.
- Brown B G, Zhao X Q, Chait A, et al. Simvastatin and niacin, antioxidant vitamins, or the combination for the prevention of coronary disease [see comment][summary for patients in *Curr Cardiol Rep*. 2002 Nov;4(6):486; PMID: 12379170]. *N Engl J Med* 2001;345(22):1583-1592.
- Brown BG, Zhao X-Q, Chait A, et al. Simvastatin and niacin, antioxidant vitamins, or the combination for the prevention of coronary disease. *N Engl J Med* 2001;345(22):1583-1592.
- Brown BG, Zhao X-Q, Cheung MC. Should both HDL-C and LDL-C be targets for lipid therapy? A review of current evidence. *Journal of Clinical Lipidology* 2007;1(1):88-94.
- Bruno-Joyce J, Dugas JM, MacCausland OE. Cerivastatin and gemfibrozil-associated rhabdomyolysis [see comment]. *Ann Pharmacother* 2001;35(9):1016-1019.
- Brunzell JD, Davidson M, Furberg CD, et al. Lipoprotein management in patients with cardiometabolic risk: consensus conference report from the American Diabetes Association and the American College of Cardiology Foundation [review] [93 refs]. *J Am Coll Cardiol* 2008;51(15):1512-1524.
- Bulut D, Hanefeld C, Bulut-Streich N, et al. Endothelial function in the forearm circulation of patients with the metabolic syndrome—effect of different lipid-lowering regimens [see comment]. *Cardiology* 2005;104(4):176-180.
- Burnett JR, Moses EA, Croft KD, et al. Clinical and biochemical features, molecular diagnosis and long-term management of a case of cerebrotendinous xanthomatosis. *Clin Chim Acta* 2001;306(1-2):63-69.
- Burnett JR. Torcetrapib + atorvastatin Pfizer. *Curr Opin Investig Drugs* 2005;6(9):944-950.
- Buse JB. Action to Control Cardiovascular Risk in Diabetes (ACCORD) Trial: Design and Methods. *Am J Cardiol* 2007;(12 SUPPL.):S21-S33.
- Bush W. Preventing cardiovascular complications in renal transplant recipients. *U* 2007;S. *Pharmacist*. 32(1):HS3-HS17.
- Caggiula AW, Watson JE, Kuller LH, et al. Cholesterol-lowering intervention program. Effect of the step I diet in community office practices [see comment]. *Arch Intern Med* 1996;156(11):1205-1213.
- Cahoon Jr. WD, Crouch MA. Preprocedural statin therapy in percutaneous coronary intervention [review] [29 refs]. *Ann Pharmacother* 2007;41(10):1687-1693.
- Campeau L, Knatterud. The effect of aggressive lowering of low-density lipoprotein cholesterol levels and low-dose anticoagulation on obstructive changes in saphenous-vein coronary-artery bypass grafts. *N Engl J Med* 1997;(3):153-162.

- Cannon CP, Braunwald E, McCabe CH, et al. Intensive versus moderate lipid lowering with statins after acute coronary syndromes [see comment]. *N Engl J Med* 2004;350(15):1495-1504.
- Capps N. Case study 1. Familial hyperlipidaemia. *British Journal of Diabetes and Vascular Disease* 2004;4(Suppl 1):S26-S27.
- Capps N. Total and low-density lipoprotein cholesterol responses to ezetimibe in clinical practice. *Int J Clin Pract* 2006;60(7):867-869.
- Capuzzi DM, Morgan JM, Weiss R, et al. Effects of rosuvastatin alone and combined with extended-release niacin on Apo B- and Apo A-containing lipoproteins and triglycerides in atherogenic dyslipidemia. *Atheroscler Suppl* 2002;3(2):82.
- Carmena R, De Oya M, Gomez-Gerique J, et al. Pravastatin, cholestyramine, and bezafibrate in patients with heterozygous familial hypercholesterolemia: The Spanish Multicenter Pravastatin Study. *Cardiovascular Risk Factors* 1996;6(1):55-61.
- Caroli-Bosc FX, Le Gall P, Pugliese P, et al. Role of fibrates and HMG-CoA reductase inhibitors in gallstone formation: epidemiological study in an unselected population. *Digestive Diseases & Sciences* 2001;46(3):540-544.
- Carrero JJ, Lopez-Huertas E, Salmeron LM, et al. Simvastatin and supplementation with omega-3 polyunsaturated fatty acids and vitamins improves claudication distance in a randomized PILOT study in patients with peripheral vascular disease. *Nutrition Research* 2006; 26(12):637-643.
- Carrington M, Stewart S. Is fenofibrate a cost-saving treatment for middle-aged individuals with type II diabetes? An economic analysis of the FIELD Study. *Int J Cardiol* 2008;127(1):51-56.
- Carvalho AA, Lima UW, Valiente RA. Statin and fibrate associated myopathy: study of eight patients. *Arq Neuropsiquiatr* 2004;62(2A):257-261.
- Castro Cabezas M, Erkelens DW, Kock LA, et al. Postprandial apolipoprotein B100 and B48 metabolism in familial combined hyperlipidaemia before and after reduction of fasting plasma triglycerides. *Eur J Clin Invest* 1994;24(10):669-678.
- Chang JT, Staffa JA, Parks M, et al. Rhabdomyolysis with HMG-CoA reductase inhibitors and gemfibrozil combination therapy [see comment]. *Pharmacoepidemiol Drug Saf* 2004;13(7):417-426.
- Chatley P, Badyal DK, Calton R, et al. Combination therapy of low-dose atorvastatin and fenofibrate in mixed hyperlipidemia. *Methods Find Exp Clin Pharmacol* 2007;29(3):217-221.
- Cheng AY, Leiter LA. Implications of recent clinical trials for the National Cholesterol Education Program Adult Treatment Panel III guidelines [review] [15 refs]. *Curr Opin Cardiol* 2006;21(4):400-404.
- Chironi G, Simon A, Garipey J, et al. Differential associations of statin and fibrate treatment with carotid arterial remodeling. *Am J Hypertens* 2005;18(11):1476-1481.
- Chodorowski Z, Sein Anand J, Madaliski M, et al. Enzymatic examination of potential interaction between statins or fibrates and consumed *Tricholoma equestre*. *Przegl Lek* 2005;62(6):468-470.
- Cholesterol Treatment Trialists' (CTT) Collaborators, Kearney PM, Blackwell L, et al. Efficacy of cholesterol-lowering therapy in 18,686 people with diabetes in 14 randomised trials of statins: a meta-analysis [see comment]. *Lancet* 2008;371(9607):117-125.
- Chrysant SG, Ibrahim M. Niacin-ER/statin combination for the treatment of dyslipidemia: focus on low high-density lipoprotein cholesterol [review] [49 refs]. *J Clin Hypertens* 2006;8(7):493-499.
- Chrysanthopoulos C, Kounis N. Rhabdomyolysis due to combined treatment with lovastatin and cholestyramine. *BMJ* 1992;304(6836):1225.
- Chuang P, Langone AJ. Ezetimibe reduces low-density lipoprotein cholesterol (LDL-C) in renal transplant patients resistant to HMG-CoA reductase inhibitors. *Am J Ther* 2007;14(5):438-441.
- Chucrallah A, De Girolami U, Freeman R, et al. Lovastatin/gemfibrozil myopathy: a clinical, histochemical, and ultrastructural study. *Eur Neurol* 1992;32(5):293-296.

- Chuo JY, Wiens M, Etminan M, et al. Use of lipid-lowering agents for the prevention of age-related macular degeneration: a meta-analysis of observational studies [review] [61 refs]. *Ophthalmic Epidemiol* 2007;14(6):367-374.
- Cobb MM, Salen G, Tint GS, et al. Sitosterolemia: opposing effects of cholestyramine and lovastatin on plasma sterol levels in a homozygous girl and her heterozygous father. *Metabolism: Clinical & Experimental* 1996;45(6):673-679.
- Codario RA. Hypertriglyceridemia and cardiovascular disease management. *J Am Acad Nurse Pract* 2007;19(12 Suppl 2):7-10.
- Coleman CI, Reinhart K, Kluger J, et al. The effect of statins on the development of new-onset type 2 diabetes: a meta-analysis of randomized controlled trials [review] [10 refs]. *Curr Med Res Opin* 2008;24(5):1359-1362.
- Conforti A, Leone. Spontaneous reporting of drug-related hepatic reactions from two Italian regions [Lombardy and Veneto]. *Dig Liver Dis* 2000;(8):716-723.
- Conforti A, Magro L, Moretti U, et al. Fluvastatin and hepatic reactions: a signal from spontaneous reporting in Italy. *Drug Saf* 2006;29(12):1163-1172.
- Contacos C, Barter PJ, Sullivan DR. Effect of pravastatin and omega-3 fatty acids on plasma lipids and lipoproteins in patients with combined hyperlipidemia. *Arteriosclerosis & Thrombosis* 1993;13(12):1755-1762.
- Cook JR, Yin D, Alemao E, et al. Development and validation of a model to project the long-term benefit and cost of alternative lipid-lowering strategies in patients with hypercholesterolaemia. *Pharmacoeconomics* 2004;22(Suppl 3):37-48.
- Corbelli JC, Bullano MF, Willey VJ, et al. Effects of gemfibrozil conversion to fenofibrate on lipids in patients on statin therapy. *Am J Cardiol* 2002;90(12):1388-1391.
- Corrao G, Zambon A, Bertu L, et al. Lipid lowering drugs prescription and the risk of peripheral neuropathy: an exploratory case-control study using automated databases. *Journal of Epidemiology & Community Health* 2004;58(12):1047-1051.
- Cramariuc D, Rieck AE, Staal EM, et al. Factors influencing left ventricular structure and stress-corrected systolic function in men and women with asymptomatic aortic valve stenosis (a SEAS Substudy). *Am J Cardiol* 2008;101(4):510-515.
- Crook MA, Lynas J, Wray R. A paradoxical severe decrease in serum HDL-cholesterol after treatment with a fibrate [see comment]. *J Clin Pathol* 2000;53(10):796-797.
- Cross J, Donovan JL, Silva MA, et al. Pharmacologic management of post-acute coronary syndrome. *U* 2007;S. *Pharmacist*. 32(2)
- Cubeddu LX, Cubeddu RJ, Heimowitz T, et al. Comparative lipid-lowering effects of policosanol and atorvastatin: a randomized, parallel, double-blind, placebo-controlled trial. *Am Heart J* 2006;152(5):982-985.
- Curtin PO, Jones WN. Therapeutic rationale of combining therapy with gemfibrozil and simvastatin. *J Am Pharm Assoc (Wash)* 2007;47(2):140-146.
- Cuthbert JA, East CA, Lipsky PE. Normalization of LDL receptor function by lymphocytes of patients with heterozygous familial hypercholesterolemia after treatment with plasma cholesterol lowering agents. *Am J Med Sci* 1989;298(3):152-160.
- Da Col PG, Fonda M, Fiscaro M, et al. Tolerability and efficacy of combination therapy with simvastatin plus gemfibrozil in type IIb refractory familial combined hyperlipidemia. *Curr Ther Res Clin Exp* 1993;53(5):473-483.
- Danchin N, Cambou JP, Hanania G, et al. Impact of combined secondary prevention therapy after myocardial infarction: data from a nationwide French registry. *Am Heart J* 2005;150(6):1147-1153.
- Darling GM, Johns JA, McCloud PI, et al. Concurrent use of simvastatin and estrogen—progestin therapy compared with each therapy alone for hypercholesterolemia in postmenopausal women. *Climacteric* 1999;2(3):181-188.
- Davidson MH, Ballantyne CM, Kerzner B, et al. Efficacy and safety of ezetimibe coadministered with statins: randomised, placebo-controlled, blinded experience in 2382 patients with primary hypercholesterolemia. *Int J Clin Pract* 2004;58(8):746-755.

- Davidson MH. Combination therapy for dyslipidemia: safety and regulatory considerations. *Am J Cardiol* 2002;90(10B):50K-60K.
- Davidson MH. Efficacy of simvastatin and ezetimibe in treating hypercholesterolemia [comment]. *J Am Coll Cardiol* 2003;42(2):398-399.
- Davignon JX. Lovastatin 5-year safety and efficacy study. *Arch Intern Med* 1993;(9):1079-1087.
- Davignon J, Roederer G, Montigny M, et al. Comparative efficacy and safety of pravastatin, nicotinic acid and the two combined in patients with hypercholesterolemia. *Am J Cardiol* 1994;73(5):339-345.
- Davis M. Case study. A woman with high lipid levels and poor drug tolerance. *British Journal of Cardiology* 2004;11(Suppl 3):S28-S29.
- Davis TM, Yeap BB, Davis WA, et al. Lipid-lowering therapy and peripheral sensory neuropathy in type 2 diabetes: the Fremantle Diabetes Study. *Diabetologia* 2008;51(4):562-566.
- de Alava E, Sola JJ, Lozano MD, et al. Rhabdomyolysis and acute renal failure in a heart transplant recipient treated with hypolipemians. *Nephron* 1994;66(2):242-243.
- De Buyzere ML, Clement DL. Management of hypertension in peripheral arterial disease [review] [157 refs]. *Prog Cardiovasc Dis* 2008;50(4):238-263.
- Dedhia V, Munsli SC. Myopathy caused by a combination rosuvastatin and fenofibrate. *J Assoc Physicians India* 2007;55:152-153.
- Denke MA, Grundy SM. Efficacy of low-dose cholesterol-lowering drug therapy in men with moderate hypercholesterolemia. *Arch Intern Med* 1995;155(4):393-399.
- Derosa G, Mugellini A, Ciccarelli L, et al. Efficacy of fluvastatin together with fenofibrate in hypercholesterolemic type 2 diabetic subjects compared to monotherapy. *Atheroscler Suppl* 2002;3(2):100.
- Derosa G, Mugellini A, Ciccarelli L, et al. Randomized, double-blind, placebo-controlled comparison of the action of orlistat, fluvastatin, or both an anthropometric measurements, blood pressure, and lipid profile in obese patients with hypercholesterolemia prescribed a standardized diet. *Clin Ther* 2003;25(4):1107-1122.
- Desager JP, Horsmans Y, Harvengt C. Lecithin: cholesterol acyltransferase activity in familial hypercholesterolemia treated with simvastatin and simvastatin plus low-dose colestipol. *J Clin Pharmacol* 1991;31(6):537-542.
- Devroey D, Betz W. An analysis of first authorizations for lipid-lowering drugs in Belgium [comment]. *Acta Clin Belg* 2003;58(3):152-158.
- DeWilde S, Carey IM, Richards N, et al. Trends in secondary prevention of ischaemic heart disease in the UK 1994 2005: use of individual and combination treatment [see comment]. *Heart* 2008;94(1):83-88.
- Diepeveen SH, Verhoeven GW, Van Der, et al. Effects of atorvastatin and vitamin E on lipoproteins and oxidative stress in dialysis patients: a randomised-controlled trial. *J Intern Med* 2005;257(5):438-445.
- Diercks GF, Janssen WM, van Boven AJ, et al. Rationale, design, and baseline characteristics of a trial of prevention of cardiovascular and renal disease with fosinopril and pravastatin in nonhypertensive, nonhypercholesterolemic subjects with microalbuminuria (the Prevention of Renal and Vascular Endstage Disease Intervention Trial [PREVEND IT]). *Am J Cardiol* 2000;86(6):635-638.
- Dorval JF, Anderson T, Buithieu J, et al. Reaching recommended lipid and blood pressure targets with amlodipine/atorvastatin combination in patients with coronary heart disease. *Am J Cardiol* 2005;95(2):249-253.
- Dotti MT, Lutjohann D, von Bergmann K, et al. Normalisation of serum cholestanol concentration in a patient with cerebrotendinous xanthomatosis by combined treatment with chenodeoxycholic acid, simvastatin and LDL apheresis. *Shinkei Kenkyu No Shimpo* 2004;25(4):185-191.
- Dourakis SP. Statins and hepatotoxicity. *Annals of Gastroenterology* 2006;19(4):311-312.

- Drazen JM, Jarcho JA, Morrissey S et al. Cholesterol lowering and ezetimibe [comment]. *N Engl J Med* 2008;358(14):1507-1508.
- Drugs for lipids [review] [36 refs]. *Treat Guidel Med Lett* 2008;6(66):9-16.
- Duell PB, Connor WE, Illingworth DR. Rhabdomyolysis after taking atorvastatin with gemfibrozil. *Am J Cardiol* 1998;81(3):368-369.
- Dujovne CA. The lovastatin-niacin trial: adverse events [abstract]. *Arteriosclerosis and thrombosis: a journal of vascular biology*. American Heart Association 1991;11(5):1458A.
- Durham HL, Mushatt DM, Kemmerly SA, et al. Cellulitis in a fisherman. *Infect Med* 2003;20(12):578-581.
- Duvall WL, Blazing MA, Saxena S, et al. Targeting cardiovascular risk associated with both low density and high density lipoproteins using statin-niacin combination therapy. *J Cardiovasc Risk* 2002;9(6):339-347.
- East C, Bilheimer DW, Grundy SM. Combination drug therapy for familial combined hyperlipidemia. *Ann Intern Med* 1988;109(1):25-32.
- Efrati S, Averbukh M, Dishy V, et al. The effect of simvastatin, ezetimibe and their combination on the lipid profile, arterial stiffness and inflammatory markers. *Eur J Clin Pharmacol* 2007;63(2):113-121.
- Egan DA, Garg R, Wilt TJ, et al. Rationale and design of the Arterial Disease Multiple Intervention Trial (ADMIT) pilot study. *Am J Cardiol* 1999;83(4):569-575.
- Eliav O, Schurr D, Pfister P, et al. High-dose fluvastatin and bezafibrate combination treatment for heterozygous familial hypercholesterolemia. *Am J Cardiol* 1995;76(2):76A-79A.
- Ellen RL, McPherson R. Long-term efficacy and safety of fenofibrate and a statin in the treatment of combined hyperlipidemia [review] [26 refs]. *Am J Cardiol* 1998;81(4A):60B-65B.
- Elmberger PG, Kalen A, Lund E, et al. Effects of pravastatin and cholestyramine on products of the mevalonate pathway in familial hypercholesterolemia. *J Lipid Res* 1991;32(6):935-940.
- Emmerich J, Aubert I, Bauduceau B, et al. Efficacy and safety of simvastatin (alone or in association with cholestyramine). A 1-year study in 66 patients with type II hyperlipoproteinaemia. *Eur Heart J* 1990;11(2):149-155.
- Erkelens DW, Baggen MG, Van Doormaal JJ, et al. Clinical experience with simvastatin compared with cholestyramine. *Drugs* 1988;36(Suppl 3):87-92.
- Evaluation of Choline Fenofibrate (ABT-335) on Carotid Intima Media Thickness (cIMT) in Subjects with Type IIa and IIb Dyslipidemia with Residual Risk in Addition to Atorvastatin Therapy (FIRST) trial. 2008.
- Fagerberg B, Wikstrand J, Berglund G, et al. Mortality rates in treated hypertensive men with additional risk factors are high but can be reduced: a randomized intervention study. *Am J Hypertens* 1998;11(1 Pt 1):14-22.
- Falagas ME, Makris GC, Matthaïou DK, et al. Statins for infection and sepsis: a systematic review of the clinical evidence [review] [36 refs]. *J Antimicrob Chemother* 2008;61(4):774-785.
- Faludi AA, Aldrighi JM, Bertolami MC, et al. Progesterone abolishes estrogen and/or atorvastatin endothelium dependent vasodilatory effects [see comment]. *Atherosclerosis* 2004;177(1):89-96.
- Farlow MR, Miller ML, Pejovic V. Treatment options in Alzheimer's disease: maximizing benefit, managing expectations [review] [183 refs]. *Dement Geriatr Cogn Disord* 2008;25(5):408-422.
- Farnier M, Bortolini M, Salko T, et al. Frequency of creatine kinase elevation during treatment with fluvastatin in combination with fibrates (bezafibrate, fenofibrate, or gemfibrozil). *Am J Cardiol* 2003;91(2):238-240.
- Farnier M, Dejager S. Effect of combined fluvastatin-fenofibrate therapy compared with fenofibrate monotherapy in severe primary hypercholesterolemia. *Am J Cardiol* 2000;85(1):53-57.
- Farnier M, Dejager S. Effect of combined fluvastatin-fenofibrate therapy compared with fenofibrate monotherapy in severe primary hypercholesterolemia. French Fluvastatin Study Group. *Am J Cardiol* 2000;85(1):53-57.

- Farnier M, Salko T, Isaacsohn JL, et al. Effects of baseline level of triglycerides on changes in lipid levels from combined fluvastatin + fibrate (bezafibrate, fenofibrate, or gemfibrozil). *Am J Cardiol* 2003;92(7):794-797.
- Fauchier L, Pierre B, de LA, et al. Antiarrhythmic effect of statin therapy and atrial fibrillation a meta-analysis of randomized controlled trials. *J Am Coll Cardiol* 2008;51(8):828-835.
- Fauler G, Abletshauer C, Erwa W, et al. Time-of-intake (morning versus evening) of extended-release fluvastatin in hyperlipemic patients is without influence on the pharmacodynamics (mevalonic acid excretion) and pharmacokinetics. *International Journal of Clinical Pharmacology & Therapeutics* 2007;45(6):328-334.
- Federman DG, Hussain F, Walters AB. Fatal rhabdomyolysis caused by lipid-lowering therapy. *South Med J* 2001;94(10):1023-1026.
- Feeman Jr WE. Statin-fibrate combination therapy [comment]. *Am J Cardiol* 2008;101(10):1521.
- Fegan PG, Shore AC, Mawson D, et al. Microvascular endothelial function in subjects with Type 2 diabetes and the effect of lipid-lowering therapy. *Diabet Med* 2005;22(12):1670-1676.
- Feher MD, Foxton J, Banks D, et al. Long-term safety of statin-fibrate combination treatment in the management of hypercholesterolaemia in patients with coronary artery disease [see comment]. *Br Heart J* 1995;74(1):14-17.
- Feher MD, Webb JC, Patel DD, et al. Cholesterol-lowering drug therapy in a patient with receptor-negative homozygous familial hypercholesterolaemia. *Atherosclerosis* 1993;103(2):171-180.
- Feldman T, Davidson M, Shah A, et al. Comparison of the lipid-modifying efficacy and safety profiles of ezetimibe coadministered with simvastatin in older versus younger patients with primary hypercholesterolemia: A post Hoc analysis of subpopulations from three pooled clinical trials. *Clin Ther* 2006;28(6):849-859.
- Feussner G, Eichinger M, Ziegler R. The influence of simvastatin alone or in combination with gemfibrozil on plasma lipids and lipoproteins in patients with type III hyperlipoproteinemia. *Clin Investig* 1992;70(11):1027-1035.
- Fichtlscherer S, Schmidt-Lucke C, Bojunga S, et al. Differential effects of short-term lipid lowering with ezetimibe and statins on endothelial function in patients with CAD: clinical evidence for 'pleiotropic' functions of statin therapy. *Eur Heart J* 2006;27(10):1182-1190.
- Firdaus M, Sivaram CA, Reynolds DW. Prevention of cardiovascular events by treating hypertension in older adults: an evidence-based approach [review] [51 refs]. *J Clin Hypertens (Greenwich)* 2008;10(3):219-225.
- Fish oil supplements. *Medical Letter on Drugs and Therapeutics* 2006;48(1239):59-60.
- Fish, seal, and flaxseed oils lessened joint pain. *J Fam Pract* 2007;56(8):615.
- Florentin M, Liberopoulos EN, Elisaf MS. Ezetimibe-associated adverse effects: what the clinician needs to know [review] [91 refs]. *Int J Clin Pract* 2008; 62(1):88-96.
- Florentin M, Liberopoulos EN, Mikhailidis DP, et al. Colesevelam hydrochloride in clinical practice: a new approach in the treatment of hypercholesterolaemia [review] [97 refs]. *Curr Med Res Opin* 2008;24(4):995-1009.
- Flores J. Ezetimiba. *Nutr Metab Disord HIV Infect* 2005;4(2):730-732.
- Fonseca FAH. A new vision of coronary atherosclerosis. *International Journal of Atherosclerosis* 2007;2(3):207-208.
- Fortuny J, de Sanjose S, Becker N, et al. Statin use and risk of lymphoid neoplasms: results from the European Case-Control Study EPILYMPH. *Cancer Epidemiol Biomarkers Prev* 2006;15(5):921-925.
- Fox KM, Gandhi SK, Ohsfeldt RL, et al. Effectiveness of rosuvastatin in low-density lipoprotein cholesterol lowering and National Cholesterol Education Program Adult Treatment Panel guideline III LDL-C goal attainment compared to other statins among diabetes mellitus patients: a retrospective study using an electronic medical records dataset in the United States. *Curr Med Res Opin* 2007;23(9):2125-2133.

- Friedman M. Are all fish equally close to the heart? [comment]. *Mayo Clin Proc* 2008;83(6):724-725.
- Fux R, Morike K, Gundel UF, et al. Ezetimibe and statin-associated myopathy [see comment]. *Ann Intern Med* 2004;140(8):671-672.
- Gadarla M, Kearns AK, Thompson PD. Efficacy of rosuvastatin (5 mg and 10 mg) twice a week in patients intolerant to daily statins. *Am J Cardiol* 2008;101(12):1747-1748.
- Ganotakis ES, Jagroop IA, Hamilton G, et al. Preliminary report: ciprofibrate-fluvastatin combination therapy for dyslipidaemia. *J Drug Dev* 1996;8(3):171-175.
- Gao F, Hu XF. Effect of Taizhi'an capsule combined with Simvastatin on hyperlipidemia in diabetic patients. *Chinese Journal of Integrative Medicine* 2006;12(1):24-28.
- Gardner SF, Marx MA, White LM, et al. Combination of low-dose niacin and pravastatin improves the lipid profile in diabetic patients without compromising glycemic control. *Ann Pharmacother* 1997;31(6):677-682.
- Garg A, Grundy SM. Gemfibrozil alone and in combination with lovastatin for treatment of hypertriglyceridemia in NIDDM [erratum appears in *Diabetes* 1990 Oct;39(10):1313]. *Diabetes* 1989;38(3):364-372.
- Garg A, Grundy SM. Gemfibrozil alone and in combination with lovastatin for treatment of hypertriglyceridemia in NIDDM. *Diabetes* 1989;38(3):364-372.
- Gavish D, Leibovitz E, Shapira I, et al. Bezafibrate and simvastatin combination therapy for diabetic dyslipidaemia: efficacy and safety. *J Intern Med* 2000;247(5):563-569.
- Gaw A, Packard CJ, Lindsay GM, et al. Effects of colestipol alone and in combination with simvastatin on apolipoprotein B metabolism. *Arteriosclerosis, Thrombosis & Vascular Biology* 1996;16(2):236-249.
- Gazi IF, Daskalopoulou SS, Nair DR, et al. Effect of ezetimibe in patients who cannot tolerate statins or cannot get to the low density lipoprotein cholesterol target despite taking a statin. *Curr Med Res Opin* 2007;23(9):2183-2192.
- Gerich JE. Type 2 diabetes mellitus is associated with multiple cardiometabolic risk factors [review] [95 refs]. *Clin Cornerstone* 2007;8(3):53-68.
- Gil-Extremera B, Mendez G, Zakson M, et al. Efficacy and safety of ezetimibe/simvastatin co-administered with fenofibrate in mixed hyperlipidemic patients with metabolic syndrome. *Metabolic Syndrome and Related Disorders* 2007;5(4):305-314.
- Ginsberg HN, Bonds DE, Lovato LC, et al. Evolution of the lipid trial protocol of the Action to Control Cardiovascular Risk in Diabetes (ACCORD) trial. *Am J Cardiol* 2007;99(12A):56i-67i.
- Gislason GH, Rasmussen JN, Abildstrom SZ, et al. Persistent use of evidence-based pharmacotherapy in heart failure is associated with improved outcomes [see comment]. *Circulation* 2007;116(7):737-744.
- Glueck CJ, Oakes N, Speirs J, et al. Gemfibrozil-lovastatin therapy for primary hyperlipoproteinemias [see comment]. *Am J Cardiol* 1992;70(1):1-9.
- Glueck CJ, Speirs J, Tracy T. Safety and efficacy of combined gemfibrozil-lovastatin therapy for primary dyslipoproteinemias. *Journal of Laboratory & Clinical Medicine* 1990;115(5):603-609.
- Goldberg RB, Jacobson TA. Effects of niacin on glucose control in patients with dyslipidemia [review] [49 refs]. *Mayo Clin Proc* 2008;83(4):470-478.
- Goldkind L, Laine L. A systematic review of NSAIDs withdrawn from the market due to hepatotoxicity: lessons learned from the bromfenac experience [see comment]. *Pharmacoepidemiology & Drug Safety* 2006;15(4):213-220.
- Goldman JA, Fishman AB, Lee JE, et al. The role of cholesterol-lowering agents in drug-induced rhabdomyolysis and polymyositis. *Arthritis & Rheumatism* 1989;32(3):358-359.
- Gonzalez CA, Rubio-Guerra AF, Pavia A, et al. Effectiveness and safety of ezetimibe added to statin therapy in patients with primary dyslipidaemia not achieving the LDL-C treatment goal on statin monotherapy. *Clin Drug Investig* 2007;27(5):333-337.

- Goosen TC, Bauman JN, Davis JA, et al. Atorvastatin glucuronidation is minimally and nonselectively inhibited by the fibrates gemfibrozil, fenofibrate, and fenofibric acid. *Drug Metab Dispos* 2007;35(8):1315-1324.
- Greenland P, Lloyd-Jones D. Critical lessons from the ENHANCE trial. *JAMA* 2008; 299(8):953-955.
- Grundy SM, Vega GL, Bilheimer DW. Influence of combined therapy with mevinolin and interruption of bile-acid reabsorption on low density lipoproteins in heterozygous familial hypercholesterolemia. *Ann Intern Med* 1985;103(3):339-343.
- Guha S, Pal SK, Chatterjee N, et al. Effect of chitosan on lipid levels when administered concurrently with atorvastatin—a placebo controlled study. *J Indian Med Assoc* 2005;103(8):418.
- Gustavson LE, Schweitzer SM, Koehne-Voss S, et al. The effects of multiple doses of fenofibrate on the pharmacokinetics of pravastatin and its 3alpha-hydroxy isomeric metabolite. *J Clin Pharmacol* 2005;45(8):947-953.
- Guyton JR, Goldberg AC, Kreisberg RA, et al. Effectiveness of once-nightly dosing of extended-release niacin alone and in combination for hypercholesterolemia. *Am J Cardiol* 1998;82(6):737-743.
- Guyton JR, Brown BG, Fazio S, et al. Lipid-altering efficacy and safety of ezetimibe/simvastatin coadministered with extended-release niacin in patients with type IIa or type IIb hyperlipidemia. *J Am Coll Cardiol* 2008;51(16):1564-1572.
- Guyton JR. Niacin in cardiovascular prevention: mechanisms, efficacy, and safety [review] [70 refs]. *Curr Opin Lipidol* 2007;18(4):415-420.
- Gylling H, Miettinen TA. LDL cholesterol lowering by bile acid malabsorption during inhibited synthesis and absorption of cholesterol in hypercholesterolemic coronary subjects. *Nutrition Metabolism & Cardiovascular Diseases* 2002;12(1):19-23.
- Habib G, Paillard F, Charpentier G, et al. A multicenter, open-label, randomized study comparing the efficacy of atorvastatin versus usual care in reducing refractory hypercholesterolemia in high-risk patients to target levels. *Current Therapeutic Research, Clinical & Experimental* 2000;61(4):175-190.
- Hackman A, Abe Y, Insull W, et al. Levels of soluble cell adhesion molecules in patients with dyslipidemia. *Circulation* 1996;93(7):1334-1338.
- Hagen E, Istad H, Ose L, et al. Fluvastatin efficacy and tolerability in comparison and in combination with cholestyramine. *Eur J Clin Pharmacol* 1994;46(5):445-449.
- Hamilton-Craig I. Medicinal mishap: Statin-fibrate combination therapy. *Australian Prescriber* 2001;24(5):109.
- Hansen KE, Hildebrand JP, Ferguson EE, et al. Outcomes in 45 patients with statin-associated myopathy. *Arch Intern Med* 2005;165(22):2671-2676.
- Harley CR, Gandhi SK, Anoka N, et al. Understanding practice patterns and low-density lipoprotein cholesterol goal attainment implications of switching patients from simvastatin in a health plan setting [review] [17 refs]. *Am J Manag Care* 2007;13 Suppl 10:S276-S281.
- Harris WS. Does treatment with eicosapentaenoic acid prevent major coronary events in patients with hypercholesterolemia?: Commentary. *Nat Clin Pract Cardiovasc Med* 2007;4(10):532-533.
- Harrow C, Fisher M. Is there a role for omega 3 supplementation in diabetes? *Practical Diabetes International* 2007;24(9):443-444.
- Harry Mandeville W, Arbeeney C. Bile acid sequestrants: their use in combination with other lipid-lowering agents. *IDrugs* 1999;2(3):237-242.
- Hartweg J, Farmer AJ, Perera R, et al. Meta-analysis of the effects of n-3 polyunsaturated fatty acids on lipoproteins and other emerging lipid cardiovascular risk markers in patients with type 2 diabetes [review] [73 refs]. *Diabetologia* 2007;50(8):1593-1602.
- Haskell WL, Alderman EL, Fair JM, et al. Effects of intensive multiple risk factor reduction on coronary atherosclerosis and clinical cardiac events in men and women with coronary artery disease. The Stanford Coronary Risk Intervention Project (SCRIP). *Circulation* 1994;89(3):975-990.
- Hausenloy DJ, Yellon DM. Targeting residual cardiovascular risk: raising high-density lipoprotein cholesterol levels [see comment] [review] [122 refs]. *Heart* 2008;94(6):706-714.

- Hecht HS, Harman SM. Comparison of effectiveness of statin monotherapy versus statin and niacin combination therapy in primary prevention and effects on calcified plaque burden. *Am J Cardiol* 2003;91(3):348-351.
- Hecht HS, Harman SM. Comparison of the effects of atorvastatin versus simvastatin on subclinical atherosclerosis in primary prevention as determined by electron beam tomography. *Am J Cardiol* 2003;91(1):42-45.
- Hecht HS, Harman SM. Relation of aggressiveness of lipid-lowering treatment to changes in calcified plaque burden by electron beam tomography. *Am J Cardiol* 2003;92(3):334-336.
- Heerey A, Barry. The potential for drug interactions with statin therapy in Ireland. *Ir J Med Sci* 2000;(3):176-179.
- Help for your cholesterol when statins won't do. If you are one of the many, but also one of the few. *Harv Mens Health Watch* 2005;9(8):1-4.
- Hendriks F, Kooman JP, van der, et al. Massive rhabdomyolysis and life threatening hyperkalaemia in a patient with the combination of cerivastatin and gemfibrozil. *Nephrology Dialysis Transplantation* 2001;16(12):2418-2419.
- Hendriksz CJ, Norbury G, Tabrah S, et al. Homozygous hypercholesterolaemia and ezetimibe: a case report. *Acta Paediatr* 2004;93(2):280-282.
- Henkin Y, Oberman A, Hurst DC, et al. Niacin revisited: clinical observations on an important but underutilized drug. *Am J Med* 1991;91(3):239-246.
- Henyan NN, Riche DM, East HE, et al. Impact of statins on risk of stroke: a meta-analysis [see comment]. *Ann Pharmacother* 2007;41(12):1937-1945.
- Heudebert GR, Van Ruiswyk J, Hiatt J, et al. Combination drug therapy for hypercholesterolemia. The trade-off between cost and simplicity. *Arch Intern Med* 1993;153(15):1828-1837.
- Hey-Hadavi JH, Kuntze E, Luo D, et al. Tolerability of atorvastatin in a population aged > or =65 years: a retrospective pooled analysis of results from fifty randomized clinical trials. *American Journal Geriatric Pharmacotherapy* 2006;4(2):112-122.
- Hiatt JG, Shamsie SG, Schectman G. Discontinuation rates of cholesterol-lowering medications: implications for primary care. *Am J Manag Care* 1999;5(4):437-444.
- Hildemann SK, Barho C, Karmann B, et al. Dual cholesterol inhibition with ezetimibe/simvastatin in pretreated hypercholesterolaemic patients with coronary heart disease or diabetes mellitus: Prospective observational cohort studies in clinical practice. *Curr Med Res Opin* 2007;23(4):713-719.
- Hill MD, Bilbao JM. Case of the month: February 1999—54 year old man with severe muscle weakness. *Brain Pathol* 1999;9(3):607-608.
- Hippisley-Cox J, Coupland C. Effect of combinations of drugs on all cause mortality in patients with ischaemic heart disease: nested case-control analysis [see comment]. *BMJ* 2005;330(7499):1059-1063.
- Hirschfield G. Effects of fluvastatin and bezafibrate combination on plasma fibrinogen, t-plasminogen activator inhibitor and C reactive protein levels in coronary artery disease patients with mixed hyperlipidaemia (FACT Study)—a rebuttal [comment]. *Thrombosis & Haemostasis* 2001;85(1):189-190.
- Hoeg JM, Maher MB, Bailey KR, et al. Comparison of six pharmacologic regimens for hypercholesterolemia. *Am J Cardiol* 1987;59(8):812-815.
- Hollenberg NK. Simvastatin and niacin, antioxidant vitamins, or the combination for the prevention of coronary disease. *Curr Hypertens Rep* 2002;4(4):270-271.
- Hoogerbrugge N, Jansen H, De Heide L, et al. The additional effects of acipimox to simvastatin in the treatment of combined hyperlipidaemia [republished from *J Intern Med*. 1997 Feb;241(2):151-5; PMID: 9077372]. *J Intern Med* 1998;243(5):151-156.
- Hoogerbrugge N, Mol MJ, Van Dormaal JJ, et al. The efficacy and safety of pravastatin, compared to and in combination with bile acid binding resins, in familial hypercholesterolaemia [see comment]. *J Intern Med* 1990;228(3):261-266.
- Hoogerbrugge N. Effects of atorvastatin on serum lipids of patients with familial hypercholesterolaemia. *J Intern Med* 1998;244(2):143-147.

- Horsmans Y, Desager JP, Harvengt C. Effects of combined bezafibrate-simvastatin appraised in healthy subjects. *J Clin Pharmacol* 1992;32(5):422-426.
- Horvath A, Koletzko B, Szajewska H. Effect of supplementation of women in high-risk pregnancies with long-chain polyunsaturated fatty acids on pregnancy outcomes and growth measures at birth: A meta-analysis of randomized controlled trials. *Br J Nutr* 2007;98(2):253-259.
- Howard PA, Barnes BJ. Potential use of statins to prevent atrial fibrillation after coronary artery bypass surgery [review] [26 refs]. *Ann Pharmacother* 2008;42(2):253-258.
- Hudson M, Richard H, Pilote L. Parabolas of medication use and discontinuation after myocardial infarction—are we closing the treatment gap? *Pharmacoepidemiology & Drug Safety* 2007;16(7):773-785.
- Hung YJ, Pei D, Wu DA, et al. Effects of lovastatin and gemfibrozil in subjects with high ratios of total cholesterol to high-density lipoprotein cholesterol. *J Formos Med Assoc* 1999;98(2):104-110.
- Hunninghake D, Bakker-Arkema RG, Wigand JP, et al. Treating to meet NCEP-recommended LDL cholesterol concentrations with atorvastatin, fluvastatin, lovastatin, or simvastatin in patients with risk factors for coronary heart disease. *J Fam Pract* 1998;47(5):349-356.
- Husereau DR. Ezetimibe for lowering blood cholesterol. *Issues Emerg Health Technol* 2003;(49):1-4.
- Hussein O, Minasian L, Itzkovich Y, et al. Ezetimibe's effect on platelet aggregation and LDL tendency to peroxidation in hypercholesterolaemia as monotherapy or in addition to simvastatin. *Br J Clin Pharmacol* 2008;65(5):637-645.
- Hutchesson AC, Moran A, Jones AF. Dual bezafibrate-simvastatin therapy for combined hyperlipidaemia. *Journal of Clinical Pharmacy & Therapeutics* 1994;19(6):387-389.
- Huynh T, Cordato D, Yang F, et al. HMG CoA reductase-inhibitor-related myopathy and the influence of drug interactions. *Intern Med J* 2002;32(9-10):486-490.
- Illingworth DR, Bacon S. Influence of lovastatin plus gemfibrozil on plasma lipids and lipoproteins in patients with heterozygous familial hypercholesterolemia. *Circulation* 1989;79(3):590-596.
- Illingworth DR, Cope R, Bacon SP. Regression of tendon xanthomas in patients with familial hypercholesterolemia treated with lovastatin. *South Med J* 1990;83(9):1053-1057.
- Illingworth DR, O'Malley JP. The hypolipidemic effects of lovastatin and clofibrate alone and in combination in patients with type III hyperlipoproteinemia. *Metabolism: Clinical & Experimental* 1990;39(4):403-409.
- In brief: Zetia and Vytorin: the ENHANCE study. *Med Lett Drugs Ther* 2008;50(1278):5.
- Issa AM, Phillips KA, Van BS, et al. Drug withdrawals in the United States: A systematic review of the evidence and analysis of trends. *Current Drug Safety* 2007;2(3):177-185.
- Jacob BG, Mohrle W, Richter WO, et al. Short- and long-term effects of lovastatin and pravastatin alone and in combination with cholestyramine on serum lipids, lipoproteins and apolipoproteins in primary hypercholesterolaemia. *Eur J Clin Pharmacol* 1992;42(4):353-358.
- Jacob BG, Richter WO, Schwandt P. Long-term treatment (2 years) with the HMG CoA reductase inhibitors lovastatin or pravastatin in combination with cholestyramine in patients with severe primary hypercholesterolemia. *J Cardiovasc Pharmacol* 1993;22(3):396-400.
- Jacob SS, Jacob S, Williams C, et al. Simvastatin, fenofibrate, and rhabdomyolysis. *Diabetes Care* 2005;28(5):1258.
- Jacobson TA, Amorosa LF. Combination therapy with fluvastatin and niacin in hypercholesterolemia: a preliminary report on safety. *Am J Cardiol* 1994;73(14):25D-29D.
- Jacobson TA, Chin MM, Fromell GJ, et al. Fluvastatin with and without niacin for hypercholesterolemia. *Am J Cardiol* 1994;74(2):149-154.
- Jacobson TA, Jokubaitis LA, Amorosa LF. Fluvastatin and niacin in hypercholesterolemia: a preliminary report on gender differences in efficacy. *Am J Med* 1994;96(6A):64S-68S.

- Jacobson TA. Comparative pharmacokinetic interaction profiles of pravastatin, simvastatin, and atorvastatin when coadministered with cytochrome P450 inhibitors. *Am J Cardiol* 2004;94(9):1140-1146.
- Jacobson TA. Beyond lipids: The role of omega-3 fatty acids from fish oil in the prevention of coronary heart disease. *Curr Atheroscler Rep* 2007;9(2):145-153.
- Jacobson TA. Toward "pain-free" statin prescribing: clinical algorithm for diagnosis and management of myalgia [review] [79 refs]. *Mayo Clin Proc* 2008;83(6):687-700.
- Jenkins DJ, Josse AR, Beyene J, et al. Fish-oil supplementation in patients with implantable cardioverter defibrillators: a meta-analysis [see comment] [review] [46 refs]. *CMAJ* 2008;178(2):157-164.
- Johns KW, Bennett MT, Bondy GP. Are HIV positive patients resistant to statin therapy? *Lipids Health Dis* 2007;6:27.
- Johnson A. Red yeast rice and omega-3 fatty acids for cholesterol management. *S D Med* 2008;61(2):58-59.
- Jones PH, Davidson MH. Reporting rate of rhabdomyolysis with fenofibrate + statin versus gemfibrozil + any statin. *Am J Cardiol* 2005;95(1):120-122.
- Jurado J, Seip R, Thompson PD. Effectiveness of ezetimibe in clinical practice. *Am J Cardiol* 2004;93(5):641-643.
- Kaiser MO, Isbel NM, Johnson DW. Recent clinical trials of pharmacologic cardiovascular interventions in patients with chronic kidney disease [review] [69 refs]. *Rev Recent Clin Trials* 2008;3(2):79-88.
- Kajinami K, Kasashima S, Oda Y, et al. Coronary ectasia in familial hypercholesterolemia: histopathologic study regarding matrix metalloproteinases. *Mod Pathol* 1999;12(12):1174-1180.
- Kajinami K, Yagi K, Higashikata T, et al. Low-density lipoprotein receptor genotype-dependent response to cholesterol lowering by combined pravastatin and cholestyramine in familial hypercholesterolemia. *Am J Cardiol* 1998;82(1):113-117.
- Kalofoutis C, Piperi C, Kalofoutis A, et al. Type II diabetes mellitus and cardiovascular risk factors: Current therapeutic approaches. *Experimental & Clinical Cardiology* 2007;12(1):17-28.
- Kane JP, Malloy MJ, Ports TA, et al. Regression of coronary atherosclerosis during treatment of familial hypercholesterolemia with combined drug regimens [see comment]. *JAMA* 1990;264(23):3007-3012.
- Kanters SD, Algra A, de Bruin TW, et al. Intensive lipid-lowering strategy in patients with diabetes mellitus. *Diabet Med* 1999;16(6):500-508.
- Karas RH, Kashyap ML, Knopp RH, et al. Long-term safety and efficacy of a combination of niacin extended release and simvastatin in patients with dyslipidemia: the OCEANS study. *Am J Cardiovasc Drugs* 2008;8(2):69-81.
- Karpa KD. New statin said to be more powerful than others. *Drug Topics* 2003;147(3):27.
- Kashyap ML, McGovern ME, Berra K, et al. Long-term safety and efficacy of a once-daily niacin/lovastatin formulation for patients with dyslipidemia. *Am J Cardiol* 2002;89(6):672-678.
- Kashyap ML, Tavintharan S, Kamanna VS. Optimal therapy of low levels of high density lipoprotein-cholesterol [review] [97 refs]. *American Journal of Cardiovascular Drugs* 2003;3(1):53-65.
- Kasiske BL, Heim-Duthoy KL, Singer GG, et al. The effects of lipid-lowering agents on acute renal allograft rejection. *Transplantation* 2001;72(2):223-227.
- Kastelein JJP, Sankatsing RR. Ezetimibe/simvastatin (INEGY?) in the treatment of hyperlipidaemia. *Int J Clin Pract* 2005;59(12):1464-1471.
- Kastelein JJP. Modifying plasma low-density lipoprotein and high-density lipoprotein cholesterol: What combinations are available in the future? *Am J Cardiol* 2005;96(9 SUPPL. 1):20K-27K.
- Kastelein JJP. The realities of dyslipidaemia: What do the studies tell us? *Eur Heart J Suppl* 2005;7(F):F27-F33.

- Kastelein JJ, Sager PT, de Groot E, et al. Comparison of ezetimibe plus simvastatin versus simvastatin monotherapy on atherosclerosis progression in familial hypercholesterolemia. Design and rationale of the Ezetimibe and Simvastatin in Hypercholesterolemia Enhances Atherosclerosis Regression (ENHANCE) trial. *Am Heart J* 2005;149(2):234-239.
- Kaur K, Rai J, Sharma G, et al. An open-label comparison of the effects of simvastatin and niacin alone and combined on the lipid profile and lipoprotein (a) level in an Indian population with dyslipidemia. *Curr Ther Res Clin Exp* 2004;65(6):455-469.
- Kawashiri MA, Higashikata T, Nohara A, et al. Efficacy of colestimide coadministered with atorvastatin in Japanese patients with heterozygous familial hypercholesterolemia (FH). *Circ J* 2005;69(5):515-520.
- Kay J, Finn DS, Stone JR. Case 4-2006: A 79-year-old woman with myalgias, fatigue, and shortness of breath. *N Engl J Med* 2006;354(6):623-630.
- Kazama H, Usui S, Okazaki M, et al. Effects of bezafibrate and pravastatin on remnant-like lipoprotein particles and lipoprotein subclasses in type 2 diabetes. *Diabetes Research & Clinical Practice* 2003;59(3):181-189.
- Kehely A, MacMahon M, Barbir M, et al. Combined bezafibrate and simvastatin treatment for mixed hyperlipidaemia [erratum appears in *QJM* 1995 Oct;88(10):749]. *QJM* 1995;88(6):421-427.
- Kehely A, MacMahon M. Bezafibrate and simvastatin: an effective and safe combination to treat mixed hyperlipidaemia [abstract]. *Clin Sci* 1993;85(Suppl 29):20.
- Kelly AM, Dwamena B, Cronin P, et al. Meta-analysis: effectiveness of drugs for preventing contrast-induced nephropathy. *Ann Intern Med* 2008;148(4):284-294.
- Khandwala HM. Lipid lowering inefficacy of high-dose statin therapy due to concurrent use of phenytoin. *South Med J* 2006;99(12):1385-1387.
- Kind AH, Zakowski LJ, McBride PE. Rhabdomyolysis from the combination of a statin and gemfibrozil: an uncommon but serious adverse reaction. *WMJ* 2002;101(7):53-56.
- Kitano Y, Thompson GR. The familial hypercholesterolemia regression study: a randomized comparison of therapeutic reduction of both low-density lipoprotein and lipoprotein(a) versus low-density lipoprotein alone. *Thromb Haemostasis* 1997;1(2):187-190.
- Klein WW, Jackson G, Tavazzi L. Efficacy of monotherapy compared with combined antianginal drugs in the treatment of chronic stable angina pectoris: a meta-analysis [review] [46 refs]. *Coron Artery Dis* 2002;13(8):427-436.
- Klibanov OM, van den Berg-Wolf M, et al. Elevations in creatine kinase and hepatic transaminases in an HIV-positive patient. *Infect Dis Clin Pract* 2006;14(3):181-184.
- Klinke JA, Malek F, Gao M, et al. Reaching target lipid levels in patients at high risk of cardiovascular event: the experience of a Canadian tertiary care lipid clinic. *Can J Public Health* 2007;15(3):106-109.
- Klosiewicz-Latoszek L, Szostak WB, Grzybowska B, et al. Comparison of combined statin-fibrate treatment to monotherapy in patients with mixed hyperlipidemia. *Kardiol Pol* 2004;60(6):567-577.
- Knoll R W, Ciafone R, Galen M. Rhabdomyolysis and renal failure secondary to combination therapy of hyperlipidemia with lovastatin and gemfibrozil. *Conn Med* 1993;57(9):593-594.
- Knopp RH, Retzlaff B, Aikawa K, et al. Management of patients with diabetic hyperlipidemia. *Am J Cardiol* 2003;91(7 Suppl 1):24E-28E.
- Knopp RH, Paramsothy P, Atkinson B, et al. Comprehensive lipid management versus aggressive low-density lipoprotein lowering to reduce cardiovascular risk [review] [31 refs]. *Am J Cardiol* 2008;101(8A):48B-57B.
- Knops RE, Kroon AA, Mol MJ, et al. Long-term experience (6 years) with simvastatin in patients with heterozygous familial hypercholesterolemia. *Neth J Med* 1995;46(4):171-178.
- Ko GT, Mak TW, Yeung VT, et al. Short-term efficacy and tolerability of combination therapy with lovastatin and acipimox in Chinese patients with type 2 diabetes mellitus and mixed dyslipidemia. *J Clin Pharmacol* 1998;38(10):912-917.

- Kobayashi J, Murano S, Yokote K, et al. Marked decrease in plasma apolipoprotein A-I and high density lipoprotein-cholesterol in a case with Werner syndrome. *Clin Chim Acta* 2000;293(1-2):63-73.
- Koh KK, Cardillo C, Bui MN, et al. Vascular effects of estrogen and cholesterol-lowering therapies in hypercholesterolemic postmenopausal women. *Circulation* 1999;99(3):354-360.
- Koh KK, Son JW, Ahn JY, et al. Simvastatin combined with ramipril treatment in hypercholesterolemic patients. *Hypertension* 2004;44(2):180-185.
- Kohnle M, Pietruck F, Kribben A, et al. Ezetimibe for the treatment of uncontrolled hypercholesterolemia in patients with high-dose statin therapy after renal transplantation. *Am J Transplant* 2006;6(1):205-208.
- Kolovou GD, Dedoussis GV, Anagnostopoulou KK, et al. Management of a patient with a null low-density lipoprotein receptor mutation: a case report. *Angiology* 2006;57(6):729-732.
- Kostis JB, Wilson AC, Pan HY, et al. The use of pravastatin alone and in combination with colestipol or probucol in the treatment of primary hypercholesterolemia. *Curr Ther Res Clin Exp* 1992;51(3):487-494.
- Kourimate S, Le MC, Langhi C, et al. Dual mechanisms for the fibrate-mediated repression of proprotein convertase subtilisin/kexin type 9. *J Biol Chem* 2008;283(15):9666-9673.
- Krai BG, Blumenthal RS. Never too old for statins. *Cardiology Review* 2007;24(9):32-33.
- Krappweis J, Aumann. The prescribing of lipid lowering drugs during a 1-year period: analysis of 7490 health insurance files. *Pharmacoepidemiol Drug Saf* 2000;(2):119-125.
- Kreitzer T, Wright A, Shubrook J. A 47-year-old man with eruptions on his trunk. *J Fam Pract* 2006;55(7):597-599.
- Kroon AA, Aengevaeren WR, van der, et al. LDL-Apheresis Atherosclerosis Regression Study (LAARS). Effect of aggressive versus conventional lipid lowering treatment on coronary atherosclerosis. *Circulation* 1996;93(10):1826-1835.
- Kuettner A, Pieper A, Koch J, et al. Influence of coenzyme Q(10) and cerivastatin on the flow-mediated vasodilation of the brachial artery: results of the ENDOTACT study. *Int J Cardiol* 2005;98(3):413-419.
- Kuriyama M, Tokimura Y, Fujiyama J, et al. Treatment of cerebrotendinous xanthomatosis: effects of chenodeoxycholic acid, pravastatin, and combined use. *J Neurol Sci* 1994;125(1):22-28.
- Kursat S, Alici T, Colak HB. A case of rhabdomyolysis induced acute renal failure secondary to statin-fibrate-derivative combination and occult hypothyroidism. *Clin Nephrol* 2005;64(5):391-393.
- Kyrklund C, Backman JT, Neuvonen M, et al. Gemfibrozil increases plasma pravastatin concentrations and reduces pravastatin renal clearance. *Clinical Pharmacology & Therapeutics* 2003;73(6):538-544.
- Lal SM, Habib S. Lipid lowering effects of niacin and lovastatin given alone or with cholestyramine in renal transplant patients [abstract]. *Journal of the American Society of Nephrology: JASN* 1998;9(Program and Abstracts):683A.
- Lal SM, Katyal A. Effects of nicotinic acid and lovastatin in combination with cholestyramine in renal transplant patients. *Mo Med* 2002;99(10):580-584.
- Lal SM, Ross G. Lipid lowering effects of gemfibrozil and pravastatin +/- cholestyramine in diabetic renal transplant patients [abstract]. *Journal of the American Society of Nephrology: JASN* 1996;7(9):1915.
- Landesman K A, Stozek M, Freeman NJ. Rhabdomyolysis associated with the combined use of hydroxymethylglutaryl-coenzyme A reductase inhibitors with gemfibrozil and macrolide antibiotics. *Conn Med* 1999;63(8):455-457.
- Lanzarotto F, Panarotto B, Sorbara R, et al. Effect of long term simvastatin administration as an adjunct to ursodeoxycholic acid: evidence for a synergistic effect on biliary bile acid composition but not on serum lipids in humans. *Gut* 1999;44(4):552-556.

- Larsen JV. Lack of adherence to lipid-lowering drug treatment. A comparison of utilization patterns in defined populations in Funen, Denmark and Bologna, Italy. *Br J Clin Pharmacol* 2000;(5):463-471.
- Law BM. Rx for uncertainty. Does a popular cholesterol-lowering drug do what it's supposed to do? *Diabetes Forecast* 2008;61(3):19.
- Lee JK, Grace KA, Taylor AJ. Effect of a pharmacy care program on medication adherence and persistence, blood pressure, and low-density lipoprotein cholesterol: a randomized controlled trial. *Journal of the American Medical Association* 2006;296(21):2563-2571.
- Lee KK, Lee VW, Chan WK, et al. Cholesterol goal attainment in patients with coronary heart disease and elevated coronary risk: results of the Hong Kong hospital audit study. *Value Health* 2008;11 Suppl 1:S91-S98.
- Leibovitz E, Harats D, Gavish D. Efficacy of atorvastatin in treating high risk patients to reach low density lipoprotein-cholesterol goals: The treat to target (TTT-Israel) study. *Israel Medical Association Journal: Imaj* 2002;4(6):407-410.
- Leitersdorf E, Muratti EN, Eliav O, et al. Efficacy and safety of triple therapy (fluvastatin-bezafibrate-cholestyramine) for severe familial hypercholesterolemia. *Am J Cardiol* 1995;76(2):84A-88A.
- Leren TP, Hjermmann I, Berg K, et al. Effects of lovastatin alone and in combination with cholestyramine on serum lipids and apolipoproteins in heterozygotes for familial hypercholesterolemia. *Atherosclerosis* 1988;73(2-3):135-141.
- Leren TP, Hjermmann I, Foss OP, et al. Long-term effect of lovastatin alone and in combination with cholestyramine on lipoprotein (a) level in familial hypercholesterolemic subjects. *Clin Invest* 1992;70(8):711-718.
- Leung N, Hegele RA, Lewis GF. Rapid development of massive tendon xanthomas following highly active antiretroviral therapy. *Ann Intern Med* 2002;137(7):624.
- Levantesi G, Scarano M, Marfisi R, et al. Meta-analysis of effect of statin treatment on risk of sudden death. *Am J Cardiol* 2007;100(11):1644-1650.
- Levy DR, Pearson TA. Combination niacin and statin therapy in primary and secondary prevention of cardiovascular disease. *Clin Cardiol* 2005;28(7):317-320.
- Lewington S, Whitlock G, Clarke R, et al. Blood cholesterol and vascular mortality by age, sex, and blood pressure: a meta-analysis of individual data from 61 prospective studies with 55,000 vascular deaths. *Lancet* 2007;370(9602):1829-1839.
- Liem A, Reynierse-Buitenwerf GH, Zwinderman AH, et al. Secondary prevention with folic acid: effects on clinical outcomes. *J Am Coll Cardiol* 2003;41(12):2105-2113.
- Lin T-H, Voon W-C, Yen H-W, et al. Randomized comparative study of the effects of treatment with once-daily, niacin extended-release/lovastatin and with simvastatin on lipid profile and fibrinolytic parameters in Taiwan. *Kaohsiung J Med Sci* 2006;22(6):257-265.
- Lind S, Olsson AG, Eriksson M, et al. Autosomal recessive hypercholesterolaemia: normalization of plasma LDL cholesterol by ezetimibe in combination with statin treatment. *J Intern Med* 2004;256(5):406-412.
- Linnebur SA, Capell WH, Saseen JJ, et al. Plant sterols added to combination statin and colessevelam hydrochloride therapy failed to lower low-density lipoprotein cholesterol concentrations. *Journal of Clinical Lipidology* 2007;1(6):626-633.
- Lintott CJ, Scott RS, Nye ER, et al. Simvastatin (MK 733): an effective treatment for hypercholesterolemia. *Australian & New Zealand Journal of Medicine* 1989;19(4):317-320.
- Lintott CJ, Scott RS, Sharpe DN, et al. Treatment of primary hypercholesterolaemia with simvastatin. New Zealand multicentre evaluation. *Med J Aust* 1991;155(7):433-436.
- London SF, Gross KF, Ringel SP. Cholesterol-lowering agent myopathy (CLAM). *Neurology* 1991;41(7):1159-1160.
- Lucek DM, Coleman CI. The impact of statin use on the mortality of patients with bacteremia [review] [14 refs]. *Conn Med* 2007;71(7):409-412.
- Lukiw WJ. Emerging amyloid beta (Ab) peptide modulators for the treatment of Alzheimer's disease (AD) [review] [117 refs]. *Expert Opin Emerg Drugs* 2008;13(2):255-271.

- Mabuchi H, Koizumi J, Kajinami K. Clinical efficacy and safety of cerivastatin in the treatment of heterozygous familial hypercholesterolemia. *Am J Cardiol* 1998;82(4B):52J-55J.
- Magill-Lewis J. Cover story: One-Two Punch. *Drug Topics* 2004;148(9):30.
- Maher VM, Gallagher JJ, Thompson GR, et al. Response to cholesterol-lowering drugs in familial defective apolipoprotein B-100. *Atherosclerosis* 1991;91(1-2):73-76.
- Malloy MJ, Kane JP, Kunitake ST, et al. Complementarity of colestipol, niacin, and lovastatin in treatment of severe familial hypercholesterolemia. *Ann Intern Med* 1987;107(5):616-623.
- Mancini M, Mariani M, Paoletti R, et al. Fluvastatin (F) and bezafibrate (B) in monotherapy and in combination in CAD patients with mixed hyperlipidemia: the FACT study. *Atheroscler Suppl* 1999;145(1):S4.
- Mandema JW, Hermann D, Wang W, et al. Model-based development of gemcabene, a new lipid-altering agent. *AAPS PharmSci* 2005;7(3):10p.
- Manfredi R, Calza L, Chiodo F. Prolonged statin administration does not act on the cell-mediated immunity of HIV-infected dyslipidemic patients treated with a steady and effective highly active antiretroviral therapy. A two-year prospective study of statin versus fibrate administration. *J Biol Regul Homeost Agents* 2006;20(1-2):1-9.
- Mantel-Teeuwisse AK, Klungel OH, Herings RM, et al. Myopathy due to statin/fibrate use in the Netherlands. *Ann Pharmacother* 2002;36(12):1957-1960.
- Marant C, Romon I, Fosse S, et al. French medical practice in type 2 diabetes: the need for better control of cardiovascular risk factors. *Diabetes Metab* 2008; 34(1):38-45.
- Marchioli R, Marfisi RM, Borrelli G, et al. Efficacy of n-3 polyunsaturated fatty acids according to clinical characteristics of patients with recent myocardial infarction: insights from the GISSI-Prevenzione trial. *J Cardiovasc Med (Hagerstown)* 2007;8(SUPPL 1):S34-S37.
- Mark L, Dani G, Fazekas O, et al. Effects of ezetimibe on lipids and lipoproteins in patients with hypercholesterolemia and different apolipoprotein E genotypes. *Current Medical Research & Opinion* 2007;23(7):1541-1548.
- Marsa Carretero M, Alos Manrique C, Valles Callol JA. Rhabdomyolysis associated with cerivastatin plus gemfibrozil combined regimen. *Br J Gen Pract* 2002;52(476):235-236.
- Martin JE, Cavanaugh TM, Trumbull L, et al. Incidence of adverse events with HMG-CoA reductase inhibitors in liver transplant patients. *Clin Transplant* 2008;22(1):113-119.
- Martin PD, Dane AL, Schneck DW, et al. An open-label, randomized, three-way crossover trial of the effects of coadministration of rosuvastatin and fenofibrate on the pharmacokinetic properties of rosuvastatin and fenofibric acid in healthy male volunteers. *Clin Ther* 2003;25(2):459-471.
- Martin-Ventura JL, Blanco-Colio LM, Gomez-Hernandez A, et al. Intensive treatment with atorvastatin reduces inflammation in mononuclear cells and human atherosclerotic lesions in one month. *Stroke* 2005;36(8):1796-1800.
- Masana L, Villoria J, Sust M, et al. Treatment of type IIb familial combined hyperlipidemia with the combination pravastatin-piperazine sultosilate. *Eur J Pharmacol* 2004;496(1-3):205-212.
- Matthan NR, Giovanni A, Schaefer EJ, et al. Impact of simvastatin, niacin, and/or antioxidants on cholesterol metabolism in CAD patients with low HDL. *J Lipid Res* 2003;44(4):800-806.
- Maxa JL, Melton LB, Ogu CC, et al. Rhabdomyolysis after concomitant use of cyclosporine, simvastatin, gemfibrozil, and itraconazole. *Ann Pharmacother* 2002;36(5):820-823.
- May HT, Muhlestein JB. Reduction of inflammatory biomarkers through the use of hyperlipidemia drugs in patients with diabetes. *Cardiology Review* 2007;24(4):25-27.
- Mayer O, Simon J, Holubec L, et al. Fibrate treatment and prevalence risk of mild hyperhomocysteinaemia in clinical coronary heart disease patients. *European Journal of Cardiovascular Prevention & Rehabilitation* 2004;11(3):244-249.
- McDonald KB, Garber BG, Perreault MM. Pancreatitis associated with simvastatin plus fenofibrate. *Ann Pharmacother* 2002;36(2):275-279.

- McDougall C, Stanley A, Sattar N, et al. Severe hypertriglyceridaemia with splenomegaly in type 2 diabetes. *British Journal of Diabetes and Vascular Disease* 2003;3(3):227-278.
- McGoldrick C, Leen CL. The management of dyslipidaemias in antiretroviral-treated HIV infection: a systematic review [review] [47 refs]. *HIV Med* 2007;8(6):325-334.
- McInnes C, McAlpine C, Walters M. Effect of gender on stroke management in Glasgow. *Age Ageing* 2008;37(2):220-222.
- McKelvie PA, Dennett X. Myopathy associated with HMG-CoA reductase inhibitors (statins): a series of 10 patients and review of the literature. *J Clin Neuromuscul Dis* 2002;3(4):143-148.
- McKenney JM. Effect of drugs on high-density lipoprotein. *Journal of Clinical Lipidology* 2007;1(1):74-87.
- McKenney J, Ballantyne CM, Feldman TA, et al. LDL-C goal attainment with ezetimibe plus simvastatin coadministration vs atorvastatin or simvastatin monotherapy in patients at high risk of CHD. *Medgenmed [Computer File]: Medscape General Medicine* 2005;7(3):3.
- McNamara KSP. Changes in the management of acute myocardial infarction in Southern Tasmania. *J Clin Pharm Ther* 2000;(2):111-118.
- Meade LT. Barriers to achieving LDL cholesterol goals. *U* 2007; S. *Pharmacist*. 32(3):66-71.
- Meagher EA. A 60-year-old man with the metabolic syndrome. *Advanced Studies in Medicine* 2005;5(6A):S518.
- Melani L, Mills R, Hassman D, et al. Erratum: Efficacy and safety of ezetimibe coadministered with pravastatin in patients with primary hypercholesterolemia: A prospective, randomized, double-blind trial (European Heart Journal (2003) 24:8 (717-728)). *Eur Heart J* 2003;24(14):1381.
- Melenovsky V, Malik J, Wichterle D, et al. Comparison of the effects of atorvastatin or fenofibrate on nonlipid biochemical risk factors and the LDL particle size in subjects with combined hyperlipidemia. *Am Heart J* 2002;144(4):E6.
- Melenovsky V, Wichterle D, Simek J, et al. Effect of atorvastatin and fenofibrate on autonomic tone in subjects with combined hyperlipidemia. *Am J Cardiol* 2003;92(3):337-341.
- Melroe NH, Kopaczewski J, Henry K, et al. Intervention for hyperlipidemia associated with protease inhibitors [erratum appears in *J Assoc Nurses AIDS Care* 1999 Sep-Oct;10(5):109]. *J Assoc Nurses AIDS Care* 1999;10(4):55-69.
- Messerli FH, Pinto L, Tang SS, et al. Impact of systemic hypertension on the cardiovascular benefits of statin therapy—a meta-analysis. *Am J Cardiol* 2008;101(3):319-325.
- Meyers CD, McCarren M, Wong ND, et al. Baseline achievement of lipid goals and usage of lipid medications in patients with diabetes mellitus (from the Veterans Affairs Diabetes Trial). *Am J Cardiol* 2006;98(1):63-65.
- Meyers CD, Moon YS, Ghanem H, et al. Type of preexisting lipid therapy predicts LDL-C response to ezetimibe. *Ann Pharmacother* 2006;40(5):818-823.
- Miller M. Optimal treatment of dyslipidemia in high-risk patients: intensive statin treatment or combination therapy? [see comment] [review] [23 refs]. *Prev Cardiol* 2007;10(1):31-35.
- Miner M, Billups KL. Erectile dysfunction and dyslipidemia: relevance and role of phosphodiesterase type-5 inhibitors and statins [review] [99 refs]. *J Sex Med* 2008; 5(5):1066-1078.
- Minhas R, Cooper A, Walsh JD, et al. Evidence based secondary prevention following a myocardial infarction (MI): The new NICE guideline. *Int J Clin Pract* 2007;61(10):1604-1607.
- Mitka M. Cholesterol drug controversy continues. *JAMA* 2008;299(19):2266.
- Mitka M. Controversies surround heart drug study: questions about Vytarin and trial sponsors' conduct. *JAMA* 2008;299(8):885-887.
- Mitka M. Therapies aim to boost "good" cholesterol. *JAMA* 2008;299(5):509-510.
- Mohamed Q, Gillies MC, Wong TY. Management of diabetic retinopathy: A systematic review. *Journal of the American Medical Association* 2007;298(8):902-916.

- Mohiuddin S, Pepine K, Kelly M, et al. Efficacy and Safety of a Novel Fibrate, ABT-335, in Combination with Simvastatin in Patients with Mixed Dyslipidemia: a Phase 3 Study [ACC abstract 1021-223]. *JACC* 2008; 51(suppl 1):A327.
- Molgaard J, von Schenck H, Olsson AG. Comparative effects of simvastatin and cholestyramine in treatment of patients with hypercholesterolaemia. *Eur J Clin Pharmacol* 1989;36(5):455-460.
- Molgaard J, Warjerstam-Elf S, Olsson AG. Efficacy and safety of simvastatin for high-risk hypercholesterolemia. *Am J Cardiol* 1999;83(7):1043-1048.
- Mood GR, Bavry AA, Roukoz H, et al. Meta-analysis of the role of statin therapy in reducing myocardial infarction following elective percutaneous coronary intervention. *Am J Cardiol* 2007;100(6):919-923.
- Moon YS, Kashyap ML. Niacin extended-release/lovastatin: combination therapy for lipid disorders [review] [82 refs]. *Expert Opin Pharmacother* 2002;3(12):1763-1771.
- Moore JD. Successful treatment with colesevelam HCl and pravastatin in a patient previously hospitalised with severe normal CPK myopathy on introduction of simvastatin. *Clin Drug Investig* 2005;25(6):417-420.
- Morgan TO, Anderson A, Morgan O, et al. Effect of pravastatin, cholestyramine or their combination in the treatment of hypercholesterolaemia in elderly hypertensive patients. *Clin Drug Investig* 1995;9(6):314-323.
- Moro J, Almenar L, Martinez-Dolz L, et al. Ezetimibe in heart transplantation: Initial experience. *Transplant Proc* 2007;39(7):2389-2392.
- Movahed MR, Samsamshariaat SA. Reproducible tendinitis-like symptoms related to statin therapy. *J Clin Rheumatol* 2006;12(6):320-321.
- Muck W, Ritter W, Frey R, et al. Influence of cholestyramine on the pharmacokinetics of cerivastatin. *International Journal of Clinical Pharmacology & Therapeutics* 1997;35(6):250-254.
- Muls E, Hofmans E, Droussin AM, et al. Sequential management of hypercholesterolaemia with a fibrate and simvastatin. The Belgian general practitioners' trial. *Clin Drug Investig* 1995;9(2):116-126.
- Muratti EN, Peters TK, Leitersdorf E. Fluvastatin in familial hypercholesterolemia: a cohort analysis of the response to combination treatment. *Am J Cardiol* 1994;73(14):30D-38D.
- Murdoch D, Scott LJ. Ezetimibe/simvastatin: A review of its use in the management of hypercholesterolemia. *American Journal of Cardiovascular Drugs* 2004;4(6):405-422.
- Murdock DK, Jansen D, Juza RM, et al. Benefit of adding pioglitazone to statin therapy in non-diabetic patients with the metabolic syndrome. *WMJ* 2006;105(5):22-25.
- Murdock DK, Murdock AK, Murdock RW, et al. Long-term safety and efficacy of combination gemfibrozil and HMG-CoA reductase inhibitors for the treatment of mixed lipid disorders. *Am Heart J* 1999;138(1 Pt 1):151-155.
- Nakagomi-Hagihara R, Nakai D, Tokui T. Inhibition of human organic anion transporter 3 mediated pravastatin transport by gemfibrozil and the metabolites in humans. *Xenobiotica* 2007;37(4):416-426.
- Nakamura T, Kodama Y, Takano H, et al. Increase in circulating levels of adiponectin after treatment with statin and fibrate in patients with coronary artery disease and hyperlipidemia. *Atherosclerosis* 2007;193(2):449-451.
- Negredo E, Molto J, Puig J, et al. Ezetimibe, a promising lipid-lowering agent for the treatment of dyslipidaemia in HIV-infected patients with poor response to statins. *Int J STD AIDS* 2006;20(17):2159-2164.
- Neuman MP, Neuman HR, Neuman J. Significant increase of high-density lipoprotein2-cholesterol under prolonged simvastatin treatment. *Atherosclerosis* 1991;91(Suppl):S11-S19.
- Newby LK. Long term use of eicosapentaenoic acid reduced major coronary events in hypercholesterolaemia. *Evidence-Based Medicine* 2007;12(5):136.
- Newman CB, Palmer G, Silbershatz H, et al. Safety of atorvastatin derived from analysis of 44 completed trials in 9,416 patients [see comment]. *Am J Cardiol* 2003;92(6):670-676.

- Nissen SE. Courage under fire: what is the optimal approach to initial treatment of stable angina? *Curr Cardiol Rep* 2008;10(2):79-80.
- Nissen SE. ENHANCE and ACCORD: controversy over surrogate end points. *Curr Cardiol Rep* 2008;10(3):159-161.
- Nitta K, Akiba T, Nihei H. Colestimide co-administered with atorvastatin attenuates the progression of vascular calcification in haemodialysis patients. *Nephrology Dialysis Transplantation* 2004;19(8):2156.
- Nozue T, Nohara A, Higashikata T, et al. Additive effects of another kind of HMG-CoA reductase inhibitor with different pharmacokinetics in the treatment of heterozygous familial hypercholesterolemia. *Atherosclerosis* 2000;153(2):525-526.
- Nungaray N, Arriola M, Gutierrez MJ, et al. Rapamycin at six years can exhibit normal renal function without proteinuria or neoplasia after renal transplantation. A single-center experience. *Transplant Proc* 2005;37(9):3727-3728.
- Ofori B, Rey. Risk of congenital anomalies in pregnant users of statin drugs. *Br J Clin Pharmacol* 2007;64(4):496-509.
- Oldemeyer JB, Lund RJ, Koch M, et al. Rhabdomyolysis and acute renal failure after changing statin-fibrate combinations. *Cardiology* 2000;94(2):127-128.
- Olson KL, Rasmussen J, Sandhoff BG, et al. Lipid management in patients with coronary artery disease by a clinical pharmacy service in a group model health maintenance organization. *Arch Intern Med* 2005;165(1):49-54.
- Omar MA, Wilson JP. FDA adverse event reports on statin-associated rhabdomyolysis [review] [35 refs]. *Ann Pharmacother* 2002;36(2):288-295.
- O'Neill FH, Patel DD, Knight BL, et al. Determinants of variable response to statin treatment in patients with refractory familial hypercholesterolemia. *Arterioscler Thromb Vasc Biol* 2001;21(5):832-837.
- O'Regan C, Wu P, Arora P, et al. Statin therapy in stroke prevention: a meta-analysis involving 121,000 patients [review] [69 refs]. *Am J Med* 2008; 121(1):24-33.
- Orlando R, Azzalini L, Orando S, et al. Bile acids for non-alcoholic fatty liver disease and/or steatohepatitis. *Cochrane Database Syst Rev* 2007;(1).
- Ose L, Reyes R, Johnson-Levonas AO, et al. Effects of ezetimibe/simvastatin on lipoprotein subfractions in patients with primary hypercholesterolemia: an exploratory analysis of archived samples using two commercially available techniques. *Clin Ther* 2007; 29(11):2419-2432.
- Ozdemir O, Boran M, Gokce V, et al. A case with severe rhabdomyolysis and renal failure associated with cerivastatin-gemfibrozil combination therapy—a case report. *Angiology* 2000;51(8):695-697.
- Pan HY, DeVault AR, Swites BJ, et al. Pharmacokinetics and pharmacodynamics of pravastatin alone and with cholestyramine in hypercholesterolemia. *Clinical Pharmacology & Therapeutics* 1990;48(2):201-207.
- Panichi V, Manca-Rizza G, Paoletti S, et al. Safety and effects on the lipid and C-reactive protein plasma concentration of the association of ezetimibe plus atorvastatin in renal transplant patients treated by cyclosporine-A: a pilot study. *Biomed Pharmacother* 2006;60(5):249-252.
- Papadakis JA, Ganotakis ES, Jagroop IA, et al. Statin + fibrate combination therapy fluvastatin with bezafibrate or ciprofibrate in high risk patients with vascular disease [see comment]. *Int J Cardiol* 1999;69(3):237-244.
- Pappu AS, Illingworth DR. Contrasting effects of lovastatin and cholestyramine on low-density lipoprotein cholesterol and 24-hour urinary mevalonate excretion in patients with heterozygous familial hypercholesterolemia. *Journal of Laboratory & Clinical Medicine* 1989;114(5):554-562.
- Paragh G, Mark L, Zamolyi K, et al. Lipid-modifying therapy and attainment of cholesterol goals in Hungary: the return on expenditure achieved for lipid therapy (REALITY) study. *Clinical Drug Investigation* 2007;27(9):647-660.
- Parini P, Gustafsson U, Davis MA, et al. Cholesterol synthesis inhibition elicits an integrated molecular response in human livers including decreased ACAT2. *Arterioscler Thromb Vasc Biol* 2008;28(6):1200-1206.

- Pasternak RC, Brown LE, Stone PH, et al. Effect of combination therapy with lipid-reducing drugs in patients with coronary heart disease and "normal" cholesterol levels. A randomized, placebo-controlled trial. Harvard Atherosclerosis Reversibility Project (HARP) Study Group [see comment]. *Ann Intern Med* 1996;125(7):529-540.
- Pattis P, Wiedermann CJ. Ezetimibe-associated immune thrombocytopenia. *Ann Pharmacother* 2008;42(3):430-433.
- Pauciullo P, Mancini M, Mariani M, et al. Treatment of mixed hyperlipidemia in coronary artery disease patients with fluvastatin and bezafibrate in monotherapy and combination. *Atheroscler Suppl* 1999;144(1):147.
- Paumelle R, Staels B. Cross-talk between statins and PPARalpha in cardiovascular diseases: clinical evidence and basic mechanisms [review] [35 refs]. *Trends Cardiovasc Med* 2008;18(3):73-78.
- Pedersen TR, Assmann G, Bassand J-P, et al. Reducing residual cardiovascular risk: The relevance of raising high-density lipoprotein cholesterol in patients on cholesterol-lowering treatment. *Diabetes & Vascular Disease Research* 2006;3(SUPPL. 2):S1-S12.
- Penn R, Williams RX, Guha-Ray DK, et al. An open-label, crossover study of the pharmacokinetics of Insoluble Drug Delivery-MicroParticle fenofibrate in combination with atorvastatin, simvastatin, and extended-release niacin in healthy volunteers. *Clin Ther* 2006;28(1):45-54.
- Phan BA, Chu B, Polissar N, et al. Association of high-density lipoprotein levels and carotid atherosclerotic plaque characteristics by magnetic resonance imaging [see comment]. *Int J Cardiovasc Imaging* 2007;23(3):337-342.
- Phillips PSH. Statin-associated myopathy with normal creatine kinase levels. *Ann Intern Med* 2002;(7):581-585.
- Pierce LR, Wysowski DK, Gross TP. Myopathy and rhabdomyolysis associated with lovastatin-gemfibrozil combination therapy [see comment]. *JAMA* 1990;264(1):71-75.
- Pisciotta L, Fasano T, Bellocchio A, et al. Effect of ezetimibe coadministered with statins in genotype-confirmed heterozygous FH patients. *Atherosclerosis* 2007;194(2):e116-e122.
- Pogson GW, Kindred L H, Carper B G. Rhabdomyolysis and renal failure associated with cerivastatin-gemfibrozil combination therapy [see comment]. *Am J Cardiol* 1999;83(7):1146.
- Polonsky TS, Davidson MH. Reducing the residual risk of 3-hydroxy-3-methylglutaryl coenzyme a reductase inhibitor therapy with combination therapy [review] [45 refs]. *Am J Cardiol* 2008;101(8A):27B-35B.
- Poynter JN, Gruber SB, Higgins PD, et al. Statins and the risk of colorectal cancer [see comment]. *N Engl J Med* 2005;352(21):2184-2192.
- Pratipanawat T, Rawdaree P, Chetthakul T, et al. Thailand Diabetes Registry Project: Current status of dyslipidemia in Thai diabetic patients. *J Med Assoc Thai* 2006;89(Suppl 1):S60-S65.
- Pullatt RC, Gadarla MR, Karas RH, et al. Tendon rupture associated with simvastatin/ezetimibe therapy. *Am J Cardiol* 2007;100(1):152-153.
- Punthakee Z, Scully LJ, Guindi MM, et al. Liver fibrosis attributed to lipid lowering medications: two cases [see comment]. *J Intern Med* 2001;250(3):249-254.
- Puthenparumpil JJ, Keough-Ryan T, Kiberd M, et al. Treatment of hypercholesterolemia with ezetimibe in the kidney transplant population. *Transplant Proc* 2005;37(2):1033-1035.
- Quarta CC, Potena L, Grigioni F, et al. Safety and efficacy of ezetimibe with low doses of simvastatin in heart transplant recipients. *J Heart Lung Transplant* 2008;27(6):685-688.
- Raal F, Schamroth C, Patel J, et al. A multicentre, open-label, observational local study to evaluate the low-density lipoprotein cholesterol-lowering effect of ezetimibe as prescribed in daily routine practice in the South African population. *Cardiovasc* 2007;18(5):325-329.
- Rafeiyian S, Mojtahedzadeh S, Hekmat M, et al. Supravalvular and valvular aortic stenosis in heterozygous familial hypercholesterolemia. *Medical Principles & Practice* 2007;16(4):315-317.
- Rafter N, Connor J, Hall J, et al. Cardiovascular medications in primary care: treatment gaps and targeting by absolute risk. *N Z Med J* 2005;118(1223):U1676.

- Raghavan VA. First-line therapies for lowering triglyceride levels [comment]. *Am Fam Physician* 2008;77(4):416-418.
- Rajagopalan S, Vieira JL, Alemao E, et al. The impact of lipid-lowering treatment patterns on LDL-C reduction and goal attainment in secondary prevention in Germany. *Cancer Prev Control* 2006;2(1):15-26.
- Ranki A. Bexarotene combination therapy for patients with Sezary syndrome. *Dermatol Clin* 2008;26 Suppl 1:55-57.
- Ratz Bravo AE, Tchambaz L, Krahenbuhl-Melcher A, et al. Prevalence of potentially severe drug-drug interactions in ambulatory patients with dyslipidaemia receiving HMG-CoA reductase inhibitor therapy. *Drug Saf* 2005;28(3):263-275.
- Razzolini R, Tarantini G, Ossena G, et al. Non-cardiovascular mortality, low-density lipoprotein cholesterol and statins: a meta-regression analysis. *Cardiology* 2008;109(2):110-116.
- Reaven P, Witztum JL. Lovastatin, nicotinic acid, and rhabdomyolysis. *Ann Intern Med* 1988;109(7):597-598.
- Rembold CM. To statin or to non-statin in coronary disease—considering absolute risk is the answer [review] [30 refs]. *Atherosclerosis* 2007;195(1):1-6.
- Remick J, Weintraub H, Setton R, et al. Fibrate therapy: an update [review] [96 refs]. *Cardiol Rev* 2008;16(3):129-141.
- Reyderman L, Kosoglou T, Boutros T, et al. Pharmacokinetic interaction between ezetimibe and lovastatin in healthy volunteers. *Current Medical Research & Opinion* 2004;20(9):1493-1500.
- Robins DN. Case reports: alopecia universalis: hair growth following initiation of simvastatin and ezetimibe therapy. *J Drugs Dermatol* 2007;6(9):946-947.
- Robinson JG, Davidson M. Is it over for ezetimibe? *Expert Rev Cardiovasc Ther* 2008;6(6):781-783.
- Robinson JG, Davidson MH, Shah A, et al. Efficacy and safety of ezetimibe and ezetimibe plus statin therapy in patients aged under 65, 65-74 and 75 years and older. *Aging Health* 2007;3(6):691-705.
- Rodenburg J, Wiegman A, Vissers MN, et al. A boy with autosomal recessive hypercholesterolaemia. *Neth J Med* 2004;62(3):89-93.
- Roggla G, Fasan M, Kapiotis S. Treating hypertriglyceridemia [comment]. *CMAJ* 2007;177(6):603-605.
- Ronaldson KJ, O'Shea JM, Boyd IW. Risk factors for rhabdomyolysis with simvastatin and atorvastatin. *Drug Saf* 2006;29(11):1061-1067.
- Rondina MT, Zebrack JS. Achieving National Cholesterol Education Program goals in coronary artery disease. *Prev Cardiol* 2005;8(1):18-22.
- Rosenberg JM, Cicero LA, Nathan JP, et al. What are the current and emerging strategies to improve low HDL-C levels? *Drug Topics* 2004;148(21).
- Rosenson RS, Frauenheim WA. Safety of combined pravastatin-gemfibrozil therapy. [see comment]. *Am J Cardiol* 1994;74(5):499-500.
- Rosenson RS. Gemfibrozil-lovastatin-associated myalgia [comment]. *Am J Cardiol* 1993;71(5):497.
- Roze S, Ferrieres J, Bruckert E, et al. Cost-effectiveness of raising HDL cholesterol by adding prolonged-release nicotinic acid to statin therapy in the secondary prevention setting: a French perspective. *Int J Clin Pract* 2007;61(11):1805-1811.
- Rustemeijer C, Schouten JA, Voerman HJ, et al. Pravastatin compared to bezafibrate in the treatment of dyslipidemia in insulin-treated patients with type 2 diabetes mellitus. *Diabetes/Metabolism Research Reviews* 2000;16(2):82-87.
- Ryan MJ, Gibson J, Simmons P, et al. Effectiveness of aggressive management of dyslipidemia in a collaborative-care practice model. *Am J Cardiol* 2003;91(12):1427-1431.
- Sacks FMP. Effect on coronary atherosclerosis of decrease in plasma cholesterol concentrations in normocholesterolaemic patients. *Lancet* 1994;(8931):1182-1186.
- Saku K, Zhang B, Hirata K, et al. Combined therapy with probucol and pravastatin in hypercholesterolaemia. One year follow-up study. *Eur J Clin Pharmacol* 1993;44(6):535-539.

- Sampalis JS, Bissonnette S, Habib R, et al. Reduction in estimated risk for coronary artery disease after use of ezetimibe with a statin. *Ann Pharmacother* 2007;41(9):1345-1351.
- Sandset PM, Lund H, Norseth J, et al. Treatment with hydroxymethylglutaryl-coenzyme A reductase inhibitors in hypercholesterolemia induces changes in the components of the extrinsic coagulation system. *Arteriosclerosis & Thrombosis* 1991;11(1):138-145.
- Sanllehy C, Casals E, Rodriguez-Villar C, et al. Lack of interaction of apolipoprotein E phenotype with the lipoprotein response to lovastatin or gemfibrozil in patients with primary hypercholesterolemia. *Metabolism: Clinical & Experimental* 1998;47(5):560-565.
- Sarawate CA, Cziraky MJ, Stanek EJ, et al. Achievement of optimal combined lipid values in a managed care setting: is a new treatment paradigm needed? *Clin Ther* 2007;29(1):196-209.
- Savelieva I, Camm J. Anti-arrhythmic drug therapy for atrial fibrillation: current anti-arrhythmic drugs, investigational agents, and innovative approaches [review] [107 refs]. *Europace* 2008;10(6):647-665.
- Sbarouni E, Kyriakides ZS, Kremastinos DT. The effect of hormone replacement therapy and simvastatin on plasma homocysteine. *Journal of Women's Health* 2005;14(2):154-158.
- Schectman G, Wolff N, Byrd JC, et al. Physician extenders for cost-effective management of hypercholesterolemia [see comment]. *J Gen Intern Med* 1996;11(5):277-286.
- Schedlbauer A, Schroeder K, Fahey T. How can adherence to lipid-lowering medication be improved? A systematic review of randomized controlled trials. *Fam Pract* 2007;24(4):380-387.
- Schiff GD, Keehr LM, Sai TT, et al. High rates of adverse effects and patient unawareness of withdrawn lipid-lowering drug combination in a public hospital clinic [see comment]. *Pharmacoepidemiology & Drug Safety* 2002;11(8):643-645.
- Schmidt HH, Tietge UJ, Buettner J, et al. Liver transplantation in a subject with familial hypercholesterolemia carrying the homozygous p.W577R LDL-receptor gene mutation. *Clin Transplant* 2008;22(2):180-184.
- Schneck DW, Birmingham BK, Zalikowski JA, et al. The effect of gemfibrozil on the pharmacokinetics of rosuvastatin. *Clinical Pharmacology & Therapeutics* 2004;75(5):455-463.
- Schweiger T, Hawkins D. Long-term care of the post-MI patient. *Drug Topics* 2006;150(12)
- Sconce EA, Khan TI, Daly AK, et al. The impact of simvastatin on warfarin disposition and dose requirements. *J Thromb Haemost* 2006;4(6):1422-1424.
- Scripture CD, Pieper JA. Clinical pharmacokinetics of fluvastatin. *Clin Pharmacokinet* 2001;40(4):263-281.
- Segura T, Calleja S, Jordan J. Recommendations and treatment strategies for the management of acute ischemic stroke [review] [97 refs]. *Expert Opin Pharmacother* 2008;9(7):1071-1085.
- Sellner J, Greeve I, Findling O, et al. Atorvastatin does not alter serum levels of sCD95 and sCD95L in multiple sclerosis. *Clin Exp Immunol* 2008;152(2):280-284.
- Sellner J, Greeve I, Leib SL, et al. Atorvastatin does not alter interferon Beta-induced changes of serum matrix metalloproteinase 9 and tissue inhibitor of metalloproteinase 1 in patients with multiple sclerosis. *Arch Neurol* 2008;65(5):672-674.
- Shafiq N, Bhasin B, Pattanaik S, et al. A meta-analysis to evaluate the efficacy of statins in children with familial hypercholesterolemia. *Int J Clin Pharmacol Ther* 2007;45(10):548-555.
- Shammas NW, Kapalis MJ, Deckert J, et al. Effectiveness of statin-gemfibrozil combination therapy in patients with mixed hyperlipidemia: experience of a community lipid clinic and safety review from the literature. *Prev Cardiol* 2003;6(4):189-194.
- Shanahan RL, Kerzee JA, Sandhoff BG, et al. Low myopathy rates associated with statins as monotherapy or combination therapy with interacting drugs in a group model health maintenance organization. *Pharmacotherapy* 2005;25(3):345-351.
- Sharma M, Sharma DR, Singh V, et al. Evaluation of efficacy and safety of fixed dose lovastatin and niacinER combination in Asian Indian dyslipidemic patients: A multicentric study. *Vasc Health Risk Manag* 2006;2(1):87-93.

- sheikh-Ali AA, Karas RH. Safety of lovastatin/extended release niacin compared with lovastatin alone, atorvastatin alone, pravastatin alone, and simvastatin alone (from the United States Food and Drug Administration adverse event reporting system). *Am J Cardiol* 2007;99(3):379-381.
- sheikh-Ali AA, Kuvin JT, Karas RH. Risk of adverse events with fibrates. *Am J Cardiol* 2004;94(7):935-938.
- sheikh-Ali AA, Karas RH. The safety of niacin in the US Food and Drug Administration adverse event reporting database [review] [20 refs]. *Am J Cardiol* 2008;101(8A):9B-13B.
- Shemesh J, Koren-Morag N, Apter S, et al. Accelerated progression of coronary calcification: four-year follow-up in patients with stable coronary artery disease. *Radiology* 2004;233(1):201-209.
- Shen GX. Lipid disorders in diabetes mellitus and current management. *Current Pharmaceutical Analysis* 2007;3(1):17-24.
- Shepherd J, Vidt DG, Miller E, et al. Safety of rosuvastatin: update on 16,876 rosuvastatin-treated patients in a multinational clinical trial program. *Cardiology* 2007;107(4):433-443.
- Shepherd J. Monotherapy vs combination therapy for dyslipidemia in the elderly [review] [37 refs]. *Am J Geriatr Cardiol* 2008;17(2):108-113.
- Shiina Y, Homma Y, Oguma T, et al. A case of familial hypercholesterolemia; secession from LDL-apheresis by the drug treatment with potent statin and resin. *Tokai Journal of Experimental & Clinical Medicine* 2005;30(3):149-155.
- Simard C, Poirier P. Ezetimibe-associated myopathy in monotherapy and in combination with a 3-hydroxy-3-methylglutaryl coenzyme A reductase inhibitor. *Can J Cardiol* 2006;22(2):141-144.
- Simcor: a niacin/simvastatin combination. *Med Lett Drugs Ther* 2008;50(1283):25-26.
- Simo IE, Yakichuk JA, Ooi TC. Effect of gemfibrozil and lovastatin on postprandial lipoprotein clearance in the hypoalphalipoproteinemia and hypertriglyceridemia syndrome. *Atherosclerosis* 1993;100(1):55-64.
- Simons LA, Celermajer DS, Sullivan D. Effects of atorvastatin or simvastatin plus cholestyramine on arterial endothelial function in primary hypercholesterolaemia. *Atheroscler* 1997;134(Suppl):238.
- Simons LA, Levis G, Simons J. Apparent discontinuation rates in patients prescribed lipid-lowering drugs. *Med J Aust* 1996;164(4):208-211.
- Simons LA, Symons J. Ezetimibe added to statin therapy (EASY study) - an evaluation by Australian general practitioners. *Aust Fam Physician* 1996;36(1-2):90-92.
- Singer JB, Holdaas H, Jardine AG, et al. Genetic analysis of fluvastatin response and dyslipidemia in renal transplant recipients. *J Lipid Res* 2007;48(9):2072-2078.
- Singh IM, Shishehbor MH, Ansell BJ. High-density lipoprotein as a therapeutic target: A systematic review. *Journal of the American Medical Association* 2007;298(7):786-798.
- Sinzinger H, Schmid P, O'Grady J. Two different types of exercise-induced muscle pain without myopathy and CK-elevation during HMG-Co-enzyme-A-reductase inhibitor treatment. *Atherosclerosis* 1999;143(2):459-460.
- Siqueira Carvalho AAP. Statin and fibrate associated myopathy: Study of eight patients. *Arq Neuropsiquiatr* 2004;(2A):257-261.
- Skrha J, Stulc T, Hilgertova J, et al. Effect of simvastatin and fenofibrate on endothelium in Type 2 diabetes. *Eur J Pharmacol* 2004;493(1-3):183-189.
- Skulas-Ray AC, West SG, Davidson MH, et al. Omega-3 fatty acid concentrates in the treatment of moderate hypertriglyceridemia [review] [60 refs]. *Expert Opin Pharmacother* 2008;9(7):1237-1248.
- Sleilati GG, Leff T, Bonnett JW, et al. Efficacy and safety of pioglitazone in treatment of a patient with an atypical partial lipodystrophy syndrome. *Endocr Pract* 2007;13(6):656-661.
- Smeeth L, Cook C, Chakravarthy U, et al. A case control study of age related macular degeneration and use of statins. *Br J Ophthalmol* 2005;89(9):1171-1175.
- Smellie WSA. Hypertriglyceridaemia in diabetes. *BMJ* 2006;333(7581):1257-1260.

- Smith DA. New trends in lipid management: Eight cases to consider. *Mt Sinai J Med* 2005;72(2):90-99.
- Smith DH, Neutel JM, Jankelow D, et al. Bezafibrate and simvastatin (MK-733) in the treatment of primary hypercholesterolaemia. *S Afr Med J* 1990;Suid-Afrikaanse Tydskrif Vir Geneeskunde 77(10):500-503.
- Solfrizzi V, Capurso C, Colacicco AM, et al. Efficacy and tolerability of combined treatment with L-carnitine and simvastatin in lowering lipoprotein(a) serum levels in patients with type 2 diabetes mellitus. *Atherosclerosis* 2006;188(2):455-461.
- Somberg JC, Molnar J. The cholesterol hypothesis: questioned? *Am J Ther* 2008; 15(3):292-295.
- Sorokin AV, Duncan B, Panetta R, et al. Rhabdomyolysis associated with pomegranate juice consumption. *Am J Cardiol* 2006;98(5):705-706.
- Sorokin A, Brown JL, Thompson PD. Primary biliary cirrhosis, hyperlipidemia, and atherosclerotic risk: a systematic review [review] [48 refs]. *Atherosclerosis* 2007;194(2):293-299.
- Spence JD, Munoz CE, Hendricks L, et al. Pharmacokinetics of the combination of fluvastatin and gemfibrozil. *Am J Cardiol* 1995;76(2):80A-83A.
- Spieker LE, Karadag B, Binggeli C, et al. Rapid progression of atherosclerotic coronary artery disease in patients with human immunodeficiency virus infection. *Heart Vessels* 2005;20(4):171-174.
- Spieker LE, Noll G, Hannak M, et al. Efficacy and tolerability of fluvastatin and bezafibrate in patients with hyperlipidemia and persistently high triglyceride levels. *J Cardiovasc Pharmacol* 2000;35(3):361-365.
- Sposito AC, Caramelli B, Fonseca FAH, et al. IV Brazilian guideline for dyslipidemias and prevention of atherosclerosis. *International Journal of Atherosclerosis* 2007;2(3):171-188.
- Stang P, Morris L, Kempf J, et al. The coprescription of contraindicated drugs with statins: continuing potential for increased risk of adverse events. *Am J Ther* 2007;14(1):30-40.
- Stankler L. Unstable angina possibly induced by withdrawal of simvastatin. *British Journal of Cardiology* 1999;6(8):452-453.
- Starck L, Lovgren-Sandblom A, Bjorkhem I. Simvastatin treatment in the SLO syndrome: a safe approach? *Am J Med Genet* 2002;113(2):183-189.
- Statins for high-risk patients without heart disease or high cholesterol. *Medical Letter on Drugs and Therapeutics* 2006;48(1225):1-3.
- Stefanutti C, Bucci A, Di Giacomo S, et al. Efficacy, safety and tolerability of combined low-dose simvastatin- fenofibrate treatment in primary mixed hyperlipidaemia. *Clin Drug Investig* 2004;24(8):465-477.
- Stein EA. The lovastatin-niacin trial: effects on lipoproteins [abstract]. *Arteriosclerosis and thrombosis : a journal of vascular biology. American Heart Association* 1991;11(5):1458A.
- Stein EA, Ose L, Retterstol K, et al. Further reduction of low-density lipoprotein cholesterol and C-reactive protein with the addition of ezetimibe to maximum-dose rosuvastatin in patients with severe hypercholesterolemia. *Journal of Clinical Lipidology* 2007;1(4):280-286.
- Stein EA. After ENHANCE: is more LDL cholesterol lowering even better? *Clin Chem* 2008;54(6):940-942.
- Stewart BF, Brown BG, Zhao XQ, et al. Benefits of lipid-lowering therapy in men with elevated apolipoprotein B are not confined to those with very high low density lipoprotein cholesterol. *J Am Coll Cardiol* 1994;23(4):899-906.
- Stolk MFJ, Bexx MCJM, Kuypers KC, et al. Severe hepatic side effects of ezetimibe. *Clin Gastroenterol Hepatol* 2006;4(7):908-911.
- Stone N. Combination therapy: Its rationale and the role of ezetimibe. *Eur Heart J Suppl* 2002;4(J):J19-J22.
- Stone PH, Lloyd-Jones DM, Kinlay S, et al. Effect of intensive lipid lowering, with or without antioxidant vitamins, compared with moderate lipid lowering on myocardial ischemia in patients with stable coronary artery disease: the Vascular Basis for the Treatment of Myocardial Ischemia Study. *Circulation* 2005;111(14):1747-1755.
- Strippoli GF, Navaneethan SD, Johnson DW, et al. Effects of statins in patients with chronic kidney disease: meta-analysis and meta-regression of randomised controlled trials [see comment] [review] [40 refs]. *BMJ* 2008;336(7645):645-651.

- Stroke Prevention by Aggressive Reduction in Cholesterol Levels (SPARCL) Investigators, Karam JG, Loney-Hutchinson L, et al. High-dose atorvastatin after stroke or transient ischemic attack: The Stroke Prevention by Aggressive Reduction in Cholesterol Levels (SPARCL) Investigators. *J Cardiometab Syndr* 2008;3(1):68-69.
- Superko HR, Block PC. Beyond statins. *Acc Cardiosource Review Journal* 2007; 16(12):71-75.
- Taher TH, Dzavik V, Reteff EM, et al. Tolerability of statin-fibrate and statin-niacin combination therapy in dyslipidemic patients at high risk for cardiovascular events. *Am J Cardiol* 2002;89(4):390-394.
- Tal A, Rajeshawari M, Isley W. Rhabdomyolysis associated with simvastatin-gemfibrozil therapy. *South Med J* 1997;90(5):546-547.
- Tang E, Wong CK, Wilkins G, et al. Use of evidence-based management for acute coronary syndrome. *N Z Med J* 2005;118(1223):U1678.
- Tardif JC, Gregoire J, L'Allier PL, et al. Effects of the acyl coenzyme A: cholesterol acyltransferase inhibitor avasimibe on human atherosclerotic lesions. *Circulation* 2004;110(21):3372-3377.
- Taylor AJ, Lee HJ, Sullenberger LE. The effect of 24 months of combination statin and extended-release niacin on carotid intima-media thickness: ARBITER 3. *Curr Med Res Opin* 2006;22(11):2243-2250.
- Taylor AJ. Evidence to support aggressive management of high-density lipoprotein cholesterol: implications of recent imaging trials [review] [25 refs]. *Am J Cardiol* 2008; 101(8A):36B-43B.
- Taylor ML, Wells BJ, Smolak MJ. Statins and cancer: a meta-analysis of case-control studies. *Eur J Cancer Prev* 2008;17(3):259-268.
- Teichholz LE. Statin-associated myopathy with normal creatine kinase levels [comment]. *Ann Intern Med* 2003;138(12):1008-1009.
- Tenenbaum A, Fisman EZ, Motro M, et al. Optimal management of combined dyslipidemia: what have we behind statins monotherapy? [review] [133 refs]. *Adv Cardiol* 2008;45:127-153.
- Thompson CA. Lipid-lowering study raises issues of therapy's value. *Am J Health-Syst Pharm* 2008;65(7):594-595.
- Tikkanen MJB. Comparison of low-dose simvastatin and gemfibrozil in the treatment of elevated plasma cholesterol. A multicenter study. *Am J Med* 1989;(4 A):4A-4A.
- Tikkanen MJ, Bocanegra TS, Walker JF, et al. Comparison of low-dose simvastatin and gemfibrozil in the treatment of elevated plasma cholesterol. A multicenter study. The Simvastatin Study Group. *Am J Med* 1989;87(4A):47S-53S.
- Tkac I. Treatment of dyslipidemia in patients with type 2 diabetes: Overview and meta-analysis of randomized trials. *Diabetes Research and Clinical Practice* 2007;78(3 SUPPL.):S23-S28.
- Tomlinson B, Lan IW. Combination therapy with cerivastatin and gemfibrozil causing rhabdomyolysis: is the interaction predictable? [comment]. *Am J Med* 2001;110(8):669-670.
- Tomlinson B, Wong SY, Lan W, et al. Effects of fluvastatin alone and in combination with gemfibrozil on lipids and glucose tolerance in resistant hyperlipidaemia. *Atheroscler Suppl* 1997;62.
- Tovar JM, Bazaldua OV, Poursani RS. LDL levels in diabetes: How low should they go? *J Fam Pract* 2007;56(8):634-640.
- Tribble DL, Farnier M, Macdonell G, et al. Effects of fenofibrate and ezetimibe, both as monotherapy and in coadministration, on cholesterol mass within lipoprotein subfractions and low-density lipoprotein peak particle size in patients with mixed hyperlipidemia. *Metabolism* 2008;57(6):796-801.
- Trimble JL, Kockler DR. Statin treatment of cerebral vasospasm after aneurysmal subarachnoid hemorrhage [review] [22 refs]. *Ann Pharmacother* 2007;41(12):2019-2023.
- Triscari J, Swanson BN, Willard DA, et al. Steady state serum concentrations of pravastatin and digoxin when given in combination. *Br J Clin Pharmacol* 1993;36(3):263-265.
- Tsalamandris C, Panagiotopoulos S, Sinha A, et al. Complementary effects of pravastatin and nicotinic acid in the treatment of combined hyperlipidaemia in diabetic and non-diabetic patients. *J Cardiovasc Risk* 1994;1(3):231-239.

- Turhan H, Yetkin E. What is the best choice for combination therapy in the management of dyslipidemia of metabolic syndrome? *Cardiology* 2006;105(3):139-140.
- Unal A, Torun E, Sipahioglu MH, et al. Fenofibrate-induced acute renal failure due to massive rhabdomyolysis after coadministration of statin in two patients. *Intern Med* 2008;47(11):1017-1019.
- Underberg JA, Hays R. Bridging the gap in treatment options for patients with hypertriglyceridemia. *J Fam Pract* 2007;56(12 Suppl.):S24-S31.
- Usman M, Peter R. Fibrate therapy: safety considerations. *Curr Opin Lipidol* 2007;18(6):702-704.
- Uusitupa MI, Miettinen TA, Happonen P, et al. Lathosterol and other noncholesterol sterols during treatment of hypercholesterolemia with lovastatin alone and with cholestyramine or guar gum. *Arterioscler Thromb* 1992;12(7):807-813.
- Uusitupa M, Ebeling T, Happonen P, et al. Combination therapy with lovastatin and guar gum versus lovastatin and cholestyramine in treatment of hypercholesterolemia. *J Cardiovasc Pharmacol* 1991;18(4):496-503.
- Van Dam M, Zwart M, de Beer F, et al. Long term efficacy and safety of atorvastatin in the treatment of severe type III and combined dyslipidaemia. *Am Heart J* 2002;88(3):234-238.
- Van Ganse E, Laforest L, Alemao E, et al. Lipid-modifying therapy and attainment of cholesterol goals in Europe: the Return on Expenditure Achieved for Lipid Therapy (REALITY) study. *Current Medical Research & Opinion* 2005;21(9):1389-1399.
- van Heyningen C. Drug-induced acute autoimmune hepatitis during combination therapy with atorvastatin and ezetimibe. *Ann Clin Biochem* 2005;42(Pt 5):402-404.
- Van JT, Pan J, Wasty T, et al. Comparison of extended-release niacin and atorvastatin monotherapies and combination treatment of the atherogenic lipid profile in diabetes mellitus. *Am J Cardiol* 2002;89(11):1306-1308.
- Van Lente F, Cornell W. Myopathy and rhabdomyolysis with lovastatin taken with gemfibrozil (II). *JAMA* 1990;264(23):2991-2992.
- van Puijenbroek EP, Du Buf-Vereijken PW, Spooren PF, et al. Possible increased risk of rhabdomyolysis during concomitant use of simvastatin and gemfibrozil. *J Intern Med* 1996;240(6):403-404.
- Vasudevan AR, Jones PH. Effective use of combination lipid therapy. *Curr Atheroscler Rep* 2006;8(1):76-84.
- Vasudevan AR, Jones PH. Effective use of combination lipid therapy. *Curr Cardiol Rep* 2005;7(6):471-479.
- Vega GL, East C, Grundy SM. Effects of combined therapy with lovastatin and colestipol in heterozygous familial hypercholesterolemia. Effects on kinetics of apolipoprotein B. *Arteriosclerosis* 1989;9(1 Suppl):I135-I144.
- Vega GL, Grundy SM. Comparison of lovastatin and gemfibrozil in normolipidemic patients with hypoalphalipoproteinemia [see comment]. *JAMA* 1989;262(22):3148-3153.
- Vega GL, Grundy SM. Lipoprotein responses to treatment with lovastatin, gemfibrozil, and nicotinic acid in normolipidemic patients with hypoalphalipoproteinemia. *Arch Intern Med* 1994;154(1):73-82.
- Vega GL, Grundy SM. Management of primary mixed hyperlipidemia with lovastatin. *Arch Intern Med* 1990;150(6):1313-1319.
- Vega GL, Grundy SM. Treatment of primary moderate hypercholesterolemia with lovastatin (mevinolin) and colestipol. *JAMA* 1987;257(1):33-38.
- Vega GL, Vajja M, Palacio N, et al. Combination of fenofibrate plus low-dose nicotinic acid added to statin treatment in type 2 diabetes: An open-label, crossover study. *Curr Ther Res Clin Exp* 2006;67(5):321-333.
- Vergani C, Stefanoni P. Efficacy and tolerability of gemfibrozil in hypercholesterolemic patients previously treated with simvastatin. *Adv Ther* 1993;10(4):189-196.
- Vergoulas G, Miserlis G, Solonaki F, et al. Combined treatment of hypercholesterolemia of renal transplant allograft recipients with fluvastatin and gemfibrozil. *Transpl Int* 2000;13(Suppl 1):S64-S67.

- Vergouwen MD, De Haan RJ, Vermeulen M, et al. Statin treatment and the occurrence of hemorrhagic stroke in patients with a history of cerebrovascular disease [review] [27 refs]. *Stroke* 2008;39(2):497-502.
- Viani GA, Afonso SL, Stefano EJ, et al. Adjuvant trastuzumab in the treatment of her-2-positive early breast cancer: a meta-analysis of published randomized trials. *BMC Cancer* 2007 Aug 8;7(153).
- Visnegarwala F, Maldonado M, Sajja P, et al. Lipid lowering effects of statins and fibrates in the management of HIV dyslipidemias associated with antiretroviral therapy in HIV clinical practice. *Am J Infect Control* 2004;49(4):283-290.
- Vittone F, Chait A, Morse JS, et al. Niacin plus simvastatin reduces coronary stenosis progression among patients with metabolic syndrome despite a modest increase in insulin resistance: A subgroup analysis of the HDL-Atherosclerosis treatment study. *J Clin Lipidol* 2007;1(3):203-210.
- Vogt A, Kassner U, Hostalek U, et al. Correction of low HDL cholesterol to reduce cardiovascular risk: practical considerations relating to the therapeutic use of prolonged-release nicotinic acid (Niaspan) [review] [67 refs]. *Int J Clin Pract* 2007;61(11):1914-1921.
- Vogt A, Kassner U, Hostalek U, et al. Prolonged-release nicotinic acid for the management of dyslipidemia: an update including results from the NAUTILUS study [review] [71 refs]. *Vasc Health Risk Manag* 2007;3(4):467-479.
- Vogt A, Kassner U, Hostalek U, et al. Safety and tolerability of prolonged-release nicotinic acid combined with a statin in NAUTILUS. *British Journal of Cardiology* 2006;13(4):273-277.
- Vuorio AF, Gylling H, Turtola H, et al. Stanol ester margarine alone and with simvastatin lowers serum cholesterol in families with familial hypercholesterolemia caused by the FH-North Karelia mutation. *Arteriosclerosis, Thrombosis & Vascular Biology* 2000;20(2):500-506.
- Wagner AM, Jorba O, Bonet R, et al. Efficacy of atorvastatin and gemfibrozil, alone and in low dose combination, in the treatment of diabetic dyslipidemia. *Journal of Clinical Endocrinology & Metabolism* 2003;88(7):3212-3217.
- Wakatsuki A, Okatani Y, Ikenoue N. Effects of combination therapy with estrogen plus simvastatin on lipoprotein metabolism in postmenopausal women with type IIa hypercholesterolemia. *Atherosclerosis* 2000;150(1):103-111.
- Wald DS, Morton G, Walker K, et al. Long-term continuation on cardiovascular drug treatment in patients with coronary heart disease. *Ann Pharmacother* 2007;41(10):1644-1647.
- Walker JF. Simvastatin: the clinical profile. *Am J Med* 1989;87(4A):44S-46S.
- Walley T, Folino-Gallo P, Stephens P, et al. Trends in prescribing and utilization of statins and other lipid lowering drugs across Europe 1997-2003.[see comment]. *Br J Clin Pharmacol* 2005;60(5):543-551.
- Ward S, Lloyd JM, Pandor A, et al. A systematic review and economic evaluation of statins for the prevention of coronary events [review] [406 refs]. *Health Technol Assess* 2007;11(14):1-160.
- Weffald LA, Flach LA. Myopathy associated with atorvastatin-ezetimibe combination therapy. *Pharmacotherapy* 2007;27(2):309-311.
- Weissgarten J, Zaidenstein R, Fishman S, et al. Rhabdomyolysis due to bezafibrate in CAPD patients. A role for dihydropyridine drugs? *Perit Dial Int* 1999;19(2):180-182.
- Wendelhag I, Wiklund O, Wikstrand J. Intima-media thickness after cholesterol lowering in familial hypercholesterolemia. A three-year ultrasound study of common carotid and femoral arteries. *Atherosclerosis* 1995;117(2):225-236.
- Werremeyer AB, Koo JM, Welch JM. A comparison of adverse effects of simvastatin plus gemfibrozil and atorvastatin plus gemfibrozil. *Hosp Pharm* 2007;42(7):631-636.
- Which statin, what dose? *Drug and Therapeutics Bulletin* 2007;45(5):33-37.
- Widimsky J, Hulinsky V, Balazovjeh I, et al. Fluvastatin vs fluvastatin plus fenofibrate in CHD patients and combined hyperlipidemia. *Atheroscler Suppl* 1997;134:62.
- Wierzbicki AS, Doherty E, Lumb PJ, et al. Efficacy of ezetimibe in patients with statin-resistant and statin-intolerant familial hyperlipidaemias. *Curr Med Res Opin* 2005;21(3):333-338.

- Wierzbicki AS, Lumb PJ, Cheung J, et al. Fenofibrate plus simvastatin therapy versus simvastatin plus cholestyramine therapy for familial hypercholesterolaemia. *QJM* 1997;90(10):631-634.
- Wierzbicki AS, Lumb PJ, Cheung J, et al. Fenofibrate-simvastatin therapy compared to simvastatin-resin therapy and atorvastatin for familial hypercholesterolaemia. *Atheroscler Suppl* 1997;134:63.
- Wierzbicki AS, Lumb PJ, Semra Y, et al. Atorvastatin compared with simvastatin-based therapies in the management of severe familial hyperlipidaemias. *QJM* 1999;92(7):387-394.
- Wierzbicki AS, Lumb PJ, Semra YK, et al. High-dose atorvastatin therapy in severe heterozygous familial hypercholesterolaemia. *QJM* 1998;91(4):291-294.
- Wierzbicki AS. Lipid-lowering therapies in development [review] [116 refs]. *Expert Opin Investig Drugs* 2004;13(11):1405-1418.
- Wijeratne S, Wray R, Collinson PO, et al. Hypertriglyceridaemia and malignancy. *Int J Clin Pract* 2005;59(2):253-255.
- Wilke RA, Moore JH, Burmester JK. Relative impact of CYP3A genotype and concomitant medication on the severity of atorvastatin-induced muscle damage. *Pharmacogenetics & Genomics* 2005;15(6):415-421.
- Wink J, Giacoppe G, King J. Effect of very-low-dose niacin on high-density lipoprotein in patients undergoing long-term statin therapy. *Am Heart J* 2002;143(3):514-518.
- Winkler K, Ablethausen CB, Gimpelewicz C, et al. Risk reduction and tolerability of fluvastatin in patients with the metabolic syndrome: a pooled analysis of thirty clinical trials. *Clin Ther* 2007;29(9):1987-2000.
- Wirebaugh SR, Shapiro ML, McIntyre TH, et al. A retrospective review of the use of lipid-lowering agents in combination, specifically, gemfibrozil and lovastatin. *Pharmacotherapy* 1992;12(6):445-450.
- Witztum JL, Simmons D, Steinberg D, et al. Intensive combination drug therapy of familial hypercholesterolemia with lovastatin, probucol, and colestipol hydrochloride. *Circulation* 1989;79(1):16-28.
- Wojtkowiak JW, Fouad F, LaLonde DT, et al. Induction of apoptosis in neurofibromatosis type I malignant peripheral nerve sheath tumor cell lines by a combination of novel farnesyl transferase inhibitors and lovastatin. *J Pharmacol Exp Ther* 2008;326(1):1-11.
- Wolffenbuttel BH, Mahla G, Muller D, et al. Efficacy and safety of a new cholesterol synthesis inhibitor, atorvastatin, in comparison with simvastatin and pravastatin, in subjects with hypercholesterolemia. *Neth J Med* 1998;52(4):131-137.
- Wolozin B, Wang SW, Li NC, et al. Simvastatin is associated with a reduced incidence of dementia and Parkinson's disease. *BMC Medicine* 2007;5:20.
- Worth JMD. A dietitian-led lipid clinic is effective. *Practical Diabetes International* 2006;23(5):221-226.
- Yam D, Friedman J, Bott-Kanner G, et al. Omega-3 fatty acids reduce hyperlipidaemia, hyperinsulinaemia and hypertension in cardiovascular patients. *Journal of Clinical & Basic Cardiology* 2002;5(3):229-231.
- Yamamoto A, Yamamura T, Yokoyama S, et al. Combined drug therapy—cholestyramine and compactin—for familial hypercholesterolemia. *International Journal of Clinical Pharmacology, Therapy, & Toxicology* 1984;22(9):493-497.
- Yamanaka Y, Matsuo H, Kurachi O, et al. Effects of combined estriol/pravastatin therapy on intima-media thickness of common carotid artery in hyperlipidemic postmenopausal women. *Gynecologic & Obstetric Investigation* 2005;59(2):67-69.
- Yates DR, Wilson RJ, Vohra RS. Peri-operative statin therapy [comment]. *Anaesthesia* 2008;63(6):672-673.
- Yavasoglu I, Kadikoylu G, Bolaman Z. Treating hypertriglyceridemia [comment]. *CMAJ* 2007;177(6):603-604.
- Yeshurun D, Abukarshin R, Elias N, et al. Treatment of severe, resistant familial combined hyperlipidemia with a bezafibrate-lovastatin combination. *Clin Ther* 1993;15(2):355-363.
- Ytre-Arne K, Nordoy A. Simvastatin and cholestyramine in the long-term treatment of hypercholesterolaemia. *J Intern Med* 1989;226(5):285-290.

Zambon A, Brown BG, Hokanson JE, et al. Genetically determined apo B levels and peak LDL density predict angiographic response to intensive lipid-lowering therapy. *J Intern Med* 2006;259(4):401-409.

Zambon A, Hokanson JE, Brown BG, et al. Evidence for a new pathophysiological mechanism for coronary artery disease regression: hepatic lipase-mediated changes in LDL density. *Circulation* 1999;99(15):1959-1964.

Zambon D, Ros E, Rodriguez-Villar C, et al. Randomized crossover study of gemfibrozil versus lovastatin in familial combined hyperlipidemia: additive effects of combination treatment on lipid regulation. *Metabolism: Clinical & Experimental* 1999;48(1):47-54.

Zdrengeha D, Gligor E, Ossian V, et al. The effect of simvastatin associated with ranitidine and alcohol upon serum lipids. *Rom J Intern Med* 2004;42(1):143-148.

Zeman M, Zak A, Vecka M, et al. N-3 fatty acid supplementation decreases plasma homocysteine in diabetic dyslipidemia treated with statin-fibrate combination. *J Nutr Biochem* 2006;17(6):379-384.

Systematic Reviews

Aldridge MA, Ito MK. Colesevelam hydrochloride: a novel bile acid-binding resin [review] [37 refs]. *Ann Pharmacother* 2001;35(7-8):898-907.

Anonymous. Ezetimibe: new preparation. A cholesterol-lowering drug with no clinical advantage. *Prescrire Int* 2004;13(73):176-179.

Backes JM, Gibson CA, Howard PA. Optimal lipid modification: the rationale for combination therapy [review] [141 refs]. *Vasc Health Risk Manag* 2005;1(4):317-331.

Bang LM, Goa KL. Pravastatin: a review of its use in elderly patients [review] [119 refs]. *Drugs Aging* 2003;20(14):1061-1082.

Birjmohun RS, Hutten BA, Kastelein JJ, et al. Increasing HDL cholesterol with extended-release nicotinic acid: from promise to practice [review] [33 refs]. *Neth J Med* 2004;62(7):229-234.

Cheng JW. Rosuvastatin in the management of hyperlipidemia [review] [61 refs]. *Clin Ther* 2004;26(9):1368-1387.

Zhao XQ, Morse JS, Dowdy AA, et al. Safety and tolerability of simvastatin plus niacin in patients with coronary artery disease and low high-density lipoprotein cholesterol (The HDL Atherosclerosis Treatment Study). *Am J Cardiol* 2004;93(3):307-312.

Zhao XQ, Morse JS, Dowdy AA, et al. Trial finds that simvastatin plus niacin is safe in people with coronary artery disease and low HDL cholesterol. *Evidence-Based Cardiovascular Medicine* 2004;8(2):171-176.

Zhao XQ, Phan BA, Chu B, et al. Testing the hypothesis of atherosclerotic plaque lipid depletion during lipid therapy by magnetic resonance imaging: study design of Carotid Plaque Composition Study. *Am Heart J* 2007;154(2):239-246.

Ziajka PE, Reis M, Kreul S, et al. Initial low-density lipoprotein response to statin therapy predicts subsequent low-density lipoprotein response to the addition of ezetimibe. *Am J Cardiol* 2004;93(6):779-780.

Zimlichman E, Szyper-Kravitz M, Katz U, et al. Intensive lipid-lowering therapy: obvious benefits, possible risks. *Isr Med Assoc J* 2006;8(12):890-891.

Jeu L, Cheng JW. Pharmacology and therapeutics of ezetimibe (SCH 58235), a cholesterol-absorption inhibitor [review] [87 refs]. *Clin Ther* 2003;25(9):2352-2387.

Kashani A, Sallam T, Bheemreddy S, et al. Review of side-effect profile of combination ezetimibe and statin therapy in randomized clinical trials [review] [31 refs]. *Am J Cardiol* 2008;101(11):1606-1613.

Keating GM, Croom KF. Fenofibrate: a review of its use in primary dyslipidaemia, the metabolic syndrome and type 2 diabetes mellitus [review] [194 refs]. *Drugs* 2007;67(1):121-153.

Kinlay S. Low-density lipoprotein-dependent and -independent effects of cholesterol-lowering therapies on C-reactive protein: a meta-analysis [see comment]. *J Am Coll Cardiol* 2007;49(20):2003-2009.

Langtry HD, Markham A. Fluvastatin: a review of its use in lipid disorders [erratum appears in *Drugs* 1999 Sep;58(3):404] [review] [107 refs]. *Drugs* 1999;57(4):583-606.

Law M, Rudnicka AR. Statin safety: A systematic review. *Am J Cardiol* 2006;97(8 Suppl 1):S52-S60.

Mauro VF, Tuckerman CE. Ezetimibe for management of hypercholesterolemia [review] [64 refs]. *Ann Pharmacother* 2003;37(6):839-848.

McPherson R, Frohlich J, Fodor G, et al. Canadian Cardiovascular Society position statement - recommendations for the diagnosis and treatment of dyslipidemia and prevention of cardiovascular disease. *Can J Cardiol* 2006;22(11):913-927.

Mikhailidis DP, Sibbring GC, Ballantyne CM, et al. Meta-analysis of the cholesterol-lowering effect of ezetimibe added to ongoing statin therapy. *Curr Med Res Opin* 2007;23(8):2009-2026.

Omar MA, Wilson JP, Cox TS. Rhabdomyolysis and HMG-CoA reductase inhibitors [erratum appears in *Ann Pharmacother* 2001 Oct;35(10):1296] [review] [109 refs]. *Ann Pharmacother* 2001;35(9):1096-1107.

Patel J. Dyslipidaemia in diabetes [review] [54 refs]. *Clinic Evid* 2006;(15):555-575.

Penzak SR, Chuck SK. Hyperlipidemia associated with HIV protease inhibitor use: pathophysiology, prevalence, risk factors and treatment [review] [72 refs]. *Scand J Infect Dis* 2000;32(2):111-123.

Not Able To Retrieve

Al-Olah YH, Carr-Lopez S M. Rhabdomyolysis secondary to the concomitant use of simvastatin and gemfibrozil. *Saudi Pharm J* 2002;10(1-2):65-69.

Anonymous. Bile acid sequestrant-fibrate combination effective for mixed hyperlipidemia. *Cardiol Rev* 2005;22(11):6.

Anonymous. FDA approves Vytorin (ezetimibe/simvastatin) - cholesterol reduction through dual inhibition of the two sources of cholesterol in one tablet. *S Afr Med J* 2004;94(9):741.

Anonymous. Guidelines address management of lipid disorders associated with antiretroviral therapy. *Am J Health Syst Pharm* 2000;57(14):1309-1310.

Psaty BM, Furberg CD, Ray WA, et al. Potential for conflict of interest in the evaluation of suspected adverse drug reactions: use of cerivastatin and risk of rhabdomyolysis [see comment] [review] [64 refs]. *JAMA* 2004;292(21):2622-2631.

Sudlow C, Lonn E, Pignone M, et al. Secondary prevention of ischaemic cardiac events [update in *Clin Evid* 2002 Dec;(8):129-68;PMID: 12603875] [review] [133 refs]. *Clinic Evid* 2002;(7):124-160.

Thompson PD, Clarkson P, Karas RH. Statin-associated myopathy [see comment] [review] [100 refs]. *JAMA* 2003;289(13):1681-1690.

Verges B. Diabetic dyslipidaemia: insights for optimizing patient management [review] [89 refs]. *Curr Med Res Opin* 2005;21(Suppl 1):S29-S40.

Weffald LA, Flach LA. Myopathy associated with atorvastatin-ezetimibe combination therapy. *Pharmacotherapy* 2007;27(2):309-311.

Yim BT, Chong PH. Niacin-ER and lovastatin treatment of hypercholesterolemia and mixed dyslipidemia [review] [56 refs]. *Ann Pharmacother* 2003;37(1):106-115.

Anonymous. Zocor tabs—MSD. *Pharmindex* 1992;34(4):5-7.

Antihypercholesterolaemic aminophosphate derivatives. *Expert Opinion on Therapeutic Patents* 1994;(4):453-454.

Athyros V, Papageorgiou A, Athyrou V, et al. Long term safety and efficacy of atorvastatin versus four statin-fibrate combinations on lipid profile and plasma fibrinogen in patients with familial combined hyperlipidemia. *Atheroscler Suppl* 1999;144(1):28.

Bagley JL. Drugs that touch the heart. *American Druggist* 1988;198(1):48-50.

Barber PG. Cholesterol solutions. *American Druggist* 1989;82(3):45-50.

- Bays HE, Dujovne CA. Drug therapy for hyperlipidemia: When reducing cardiovascular risk is a priority. *Postgrad Med* 1992;91(5):162-193.
- Berg K. Lp(a) lipoprotein and atherosclerosis. *Curr Ther Res Clin Exp* 1995;(4):245-251.
- Bohannon NJV. Lipid metabolism in type II diabetes. *Postgrad Med* 1992;92(2):105-113.
- Capella D, Bosch. Statins: Benefit or risk? *Med Clin (Barc)* 2002;(9):335-336.
- Dedhia V, Munsli SC. Myopathy caused by a combination rosuvastatin and fenofibrate. *J Assoc Physicians India* 2007;55:152-153.
- First reports of adverse drug reactions (ADRs) in recent weeks. *Drugs and Therapy Perspectives* 2001;(13):15.
- Glueck CJO. Using two-drug therapy safely for refractory mixed hyperlipidemia. *Cardiology Board Review* 1993;(6):56-59.
- HMG-CoA reductase inhibitors. *Expert Opinion on Therapeutic Patents* 1996;(1):77-78.
- Hsia J. Bile acid sequestrants play important role in cholesterol reduction. *Cardiology Review* 2002;(11 Suppl):2-3.
- Issac TT, Dokainish H, Lakkis NM. Role of inflammation in initiation and perpetuation of atrial fibrillation: a systematic review of the published data [review] [65 refs]. *J Am Coll Cardiol* 2007;50(21):2021-2028.
- Knopp RH. New approaches to cholesterol lowering: efficacy and safety [review] [37 refs]. *Hospital Practice (Office Edition)* 1988;23(Suppl 1):22-30.
- Krahn M. Pravastatin versus gemfibrozil for primary hypercholesterolemia. *Ann Intern Med* 1991;114(Suppl 3):77.
- Laker MF, Neely RDG. The investigation and management of dyslipidaemia: An update. *Cpd Bulletin Clinical Biochemistry* 2003;5(3):75-79.
- Lin T-H, Voon W-C, Yen H-W, et al. Randomized comparative study of the effects of treatment with once-daily, niacin extended-release/lovastatin and with simvastatin on lipid profile and fibrinolytic parameters in Taiwan. *Kaohsiung J Med Sci* 2006;22(6):257-265.
- Mancini GBJ. Clinical evidence for atherosclerotic lesion regression. *J Drug Dev* 1992;4(4):21-27.
- Mann RD. Executive summary gemfibrozil. *J Drug Eval: Cardiovasc Med* 2002;1(1):9.
- Manson JE. Treating women to new lipid goals. *Cardiology Review* 2002;(11 Suppl):1+4.
- Mason JC. The role of statins in vascular protection. *Clinical Advances in Hematology and Oncology* 2007;5(5):352-354.
- Merchante Alfaro AA. Novelty in the treatment of dyslipidemia in HIV-infected patients. *Nutrition and Metabolic Disorders in HIV Infection* 2007;6(4):1181-1187.
- Mrazik TJ. Dietary and drug treatment of high blood cholesterol. *American Druggist* 1989;200(5):43-52.
- Narain VS, Puri A, Ahuja A. 10 Years of clinical trials in diabetic patient with coronary artery disease. *Journal of Internal Medicine of India* 2006;9(1):20-26.
- Nichols AW. Probiotics and athletic performance: A systematic review. *Current Sports Medicine Reports* 2007;6(4):269-273.
- Oliver MA. Medical management of diabetic vascular disease. *J Vasc Ultrasound* 2006;30(4):199-201.
- Pardo J, Romero R, Torres M, et al. Necrotizing myopathy associated with atorvastatin therapy. *Acta Myol* 1999;(3):74.
- Pierce LR, Wysowski DK, Gross TP. Myopathy and rhabdomyolysis with lovastatin taken with gemfibrozil (Reply). *JAMA* 1990;264(23):2992.
- Poli D, Pecci A, Noris P, et al. Peripheral arteriopathy of the lower limbs in a patient with severe congenital thrombocytopenia. *Intern Emerg Med* 2006;1(1):83-85.
- Ross A. Questions over cholesterol's causative role in coronary artery disease. *British Journal of Cardiology* 2005;12(5):338.
- Rychlik R, Nelles S. Statins - A differentiated view. A systematic literature comparison of atorvastatin with fluvastatin, lovastatin, pravastatin, rosuvastatin and simvastatin. *Perfusion* 2004;17(9):306-315.
- Shi XZ, Ye ZR. Journal of Qiqihar Medical College with low high-density lipoprotein (HDL) cholesterol and elevated low-density lipoprotein (LDL) cholesterol. *Journal of Qiqihar Medical College* 2002;23(6):604-605.

Shviro I, Leitersdorf E. The patient at risk: who should we be treating? [review] [25 refs]. *Br J Clin Pract* 1996;(Suppl 77A):24-27.

Singh S, Bahl VK. Plaque passivation: role of statins in acute coronary syndromes. *Indian Heart J* 2003;55(6):605-610.

Stoy DB. Diet and drug therapy for hypercholesterolemia. *AAOHN J* 1990;38(5):222-229.

Tsalamandris C, Panagiotopoulos S, Sinha A, et al. Complementary effects of pravastatin and nicotinic acid in the treatment of combined hyperlipidaemia in diabetic and non-diabetic patients. *J Cardiovasc Risk* 1994;1(3):231-239.

Van Lente F, Cornell W. Myopathy and rhabdomyolysis with lovastatin taken with gemfibrozil (II). *JAMA* 1990;264(23):2991-2992.

Watts GF, Burnett JR. An ABC of HDL: A paradigm shift in managing lipid disorders. *Med Today* 2003;4(10):44-53.

Zhou B, Teramukai S, Fukushima M. Prevention and treatment of dementia or Alzheimer's disease by statins: a meta-analysis. *Dement Geriatr Cogn Disord* 2007;23(3):194-201.

Investigational Fibrate

Goldberg A, Bays H, Ballantyne C, et al. Efficacy and Safety of a Novel fibrate, ABT-335, in Combination with Atorvastatin in Patients with Mixed Dyslipidemia; a 12-week Phase 3 Study. *JACC* 2008;51(Suppl 1):A327.

Jones P, Buttler S, Davidson M, et al. Efficacy and Safety of ABT-335 (Fenofibric Acid) in Combination with Rosuvastatin in Patients with Mixed Dyslipidemia: a Phase 3 Study [NLA Abstract 214]. *J Clin Lipidol* 2008;2(3):218.

Excluded Studies - Evidence Synthesis

Non-Randomized Studies

Cziraky MJ, Willey VJ, McKenney JM, et al. Statin safety: an assessment using an administrative claims database. *Am J Cardiol* 2006;97(8A):61C-68C.

Da Col PG, Cattin L, Valenti M, et al. Efficacy of simvastatin plus cholestyramine in the two-year treatment of heterozygous hypercholesterolemia. *Curr Ther Res Clin Exp* 1990;48(5):798-808.

Graham DJ, Staffa JA, Shatin D, et al. Incidence of hospitalized rhabdomyolysis in patients treated with lipid-lowering drugs. *JAMA* 2004;292(21):2585-2590.

Jacotot B, Banga JD, Waite R, et al. Long-term efficacy with fluvastatin as monotherapy and combined with cholestyramine (a 156-week multicenter study). French-Dutch Fluvastatin Study Group. *Am J Cardiol* 1995;76(2):41A-46A.

LaFleur J, Thompson CJ, Joish VN, et al. Adherence and persistence with single-dosage form extended-release niacin/lovastatin compared with statins alone or in combination with extended-release niacin. *Ann Pharmacother* 2006;40(7-8):1274-1279.

McClure DL, Valuck RJ, Glanz M, et al. Statin and statin-fibrate use was significantly associated with increased myositis risk in a managed care population. *J Clin Epidemiol* 2007;60(8):812-818.

McIvor ME, Witt JR, King HM, et al. Lipid lowering therapy is safe in the elderly: The LifeHelp 80-80 analysis. *Am J Geriatr Cardiol* 2000;9(5):281-285.

Molgaard J, Lundh BL, von Schenck H, et al. Long-term efficacy and safety of simvastatin alone and in combination therapy in treatment of hypercholesterolaemia. *Atherosclerosis* 1991;91(Suppl):S21-S28.

Schech S, Graham D, Staffa J, et al. Risk factors for statin-associated rhabdomyolysis. *Pharmacoepidemiol Drug Saf* 2007;16(3):352-358.

Tirkkonen T, Ryyanen A, Vahlberg T, et al. Frequency and clinical relevance of drug interactions with lovastatin and simvastatin: an observational database study. *Drug Saf* 2008;31(3):231-240.

Drug(s) Not Marketed in the United States

Avisar I, Brook JG, Wolfowitz E. Atorvastatin monotherapy vs. combination therapy in the management of patients with combined hyperlipidemia. *EUR* 2008;19(3):203-208.

Cortellaro M, Cofrancesco E, Boschetti C, et al. Effects of fluvastatin and bezafibrate combination on plasma fibrinogen, t-plasminogen activator inhibitor and C reactive protein levels in coronary artery disease patients with mixed hyperlipidaemia (FACT study). *Fluvastatin Alone and in Combination Treatment. Thromb Haemost* 2000;83(4):549-53.

Kontopoulos AG, Athyros VG, Papageorgiou AA, et al. Effects of simvastatin and ciprofibrate alone and in combination on lipid profile, plasma fibrinogen and low density lipoprotein particle structure and distribution in patients with familial combined hyperlipidaemia and coronary artery disease. *Coron Artery Dis* 1996;7(11):843-850.

Pauciullo P, Borgnino C, Paoletti R, et al. Efficacy and safety of a combination of fluvastatin and bezafibrate in patients with mixed hyperlipidaemia (FACT study) [see comment]. *Atherosclerosis* 2000;150(2):429-436.

Tasaki H, Miyamoto M, Kubara T, et al. Cross-over trial of intensive monotherapy with atorvastatin and combined therapy with atorvastatin and colestimide for Japanese familial hypercholesterolemia. *Circ J* 2006;70(1):14-20.

Randomized Crossover Designs - Appropriate Data Not Reported

Balestrieri GP, Maffi V, Sleiman I, et al. Fish oil supplementation in patients with heterozygous familial hypercholesterolemia. *Recenti Prog Med* 1996;87(3):102-105.

Hansen JB, Lyngmo V, Svensson B, et al. Inhibition of exercise-induced shortening of bleeding time by fish oil in familial hypercholesterolemia (type IIa). *Arterioscler Thromb* 1993;13(1):98-104.

Koh KK, Quon MJ, Han SH, et al. Additive beneficial effects of fenofibrate combined with atorvastatin in the treatment of combined hyperlipidemia. *Journal of the American College of Cardiology* 2005;45(10):1649-1653.

McKenney JM, Swearingen D, Di Spirito M, et al. Study of the pharmacokinetic interaction between simvastatin and prescription omega-3-acid ethyl esters. *Journal of Clinical Pharmacology* 2006;46(7):785-791.

Morgan TO, Anderson A, Morgan O, et al. Effect of pravastatin, cholestyramine or their combination in the treatment of hypercholesterolaemia in elderly hypertensive patients. *Clin Drug Investig* 1995;9(6):314-323.

Smit JW, Van Erpecum KJ, Portincasa P, et al. Effects of simvastatin and cholestyramine on bile lipid composition and gall bladder motility in patients with hypercholesterolaemia. *Gut* 1995;37(5):654-659.

Tasaki H, Miyamoto M, Kubara T, et al. Cross-over trial of intensive monotherapy with atorvastatin and combined therapy with atorvastatin and colestimide for Japanese familial hypercholesterolemia. *Circ J* 2006;70(1):14-20.

Vega GL, Ma PT, Cater NB, et al. Effects of adding fenofibrate (200 mg/day) to simvastatin (10 mg/day) in patients with combined hyperlipidemia and metabolic syndrome. *American Journal of Cardiology* 2003;91(8):956-986.

Randomized Parallel, Non-Crossover Design - Analyzable Data Not Reported

Assmann G, Kannenberg F, Ramey DR, et al. Effects of ezetimibe, simvastatin, atorvastatin, and ezetimibe-statin therapies on non-cholesterol sterols in patients with primary hypercholesterolemia. *Curr Med Res Opin* 2008;24(1):249-259.

May HT, Anderson JL, Pearson RR, et al. Comparison of effects of simvastatin alone versus fenofibrate alone versus simvastatin plus fenofibrate on lipoprotein subparticle profiles in diabetic patients with mixed dyslipidemia (from the Diabetes and Combined Lipid Therapy Regimen study). *Am J Cardiol* 2008;101(4):486-489.

Reyderman, L, Kosoglou T, Cutler DL, et al. The effect of fluvastatin on the pharmacokinetics and pharmacodynamics of ezetimibe. *Curr Med Res Opin* 2005;21(8):1171-1179.

Weinstock RS, Goldberg RB, Guyton JR, et al. Effect of Ezetimibe/Simvastatin versus Atorvastatin on Lowering Levels of LDL-C and Non- HDL-C, Apo B and hsCRP in Patients with Type 2 Diabetes. *Journal of Clinical Lipidology* 2008;2(1):25-35.

Appendix C: Drugs Included in the Review and Label Information

Drug	Trade name	Pharmacokinetics	Labelled indications* Contraindications† (in addition to considerations common to the class)	Dosing	Dose adjustments for special populations
<p>HMG-CoA reductase inhibitors (Statins) inhibit conversion of 3-hydroxy-3-methylglutaryl-coenzyme A (HMG-CoA) to mevalonate, an early step in the cholesterol biosynthetic pathway</p> <p>Contraindications: active liver disease; unexplained persistent ↑ transaminases; pregnancy; lactation</p> <p>Withhold therapy if patient is experiencing an acute or serious condition predisposing to the development of renal failure secondary to rhabdomyolysis, e.g., sepsis; hypotension; major surgery; trauma; severe metabolic, endocrine, or electrolyte disorders; or uncontrolled epilepsy.</p>					
Atorvastatin Calcium	Lipitor®	Plasma peak: 1-2 h Bioavailability: 14% systemic; 30% Absorption ↓ with food but LDL-c reduction similar regardless of food Highly plasma protein- bound ½-life: Plasma ~14h; Activity 20-30 h Fecal excretion In liver ↓ LDL receptors on the cell-surface ↑ cellular uptake and catabolism of LDL Metabolized by CYP450 3A4	↓ TC, LDL-c, Apo B, and TG levels and ↑ HDL-c in FH, nFH, and mixed dyslipidemia (Types IIa and IIb) ↓ serum TG levels (Type IV) Primary dysbetalipoproteinemia (Type III) ↓ total-C, LDL-C in HoFH‡ ↓ risks of myocardial infarction, stroke, angina, need for revascularization, and hospitalization for congestive heart failure, in CHD Contraindications: ↑ CPK	10, 20, 40, 80 mg tablets Initially 10 mg/d; max 80 mg/d Titrate q 2-4 wks as appropriate May be combined with bile acid sequestrants; maximize time between agents Do not combine with fibrates Ator levels, myopathy and/or rhabdomyolitis risk ↑ with concurrent cyclosporine, fibrates, niacin, CYP450 3A4 substrates§	↑ Cmax, ↑ AUC in people > 65y compared to younger adults ↑ Cmax, ↓AUC in women compared to men (no significant difference in LDL↓) ↑ AUC of concomitant norethindrone and ethinyl estradiol contraceptives

Drug	Trade name	Pharmacokinetics	Labelled indications* Contraindications† (in addition to considerations common to the class)	Dosing	Dose adjustments for special populations
Fluvastatin sodium or Fluvastatin sodium Extended-Release	Lescol® or Lescol® XL	Plasma Peak Lescol < 1h; Lescol XL ~ 3h Absorption slower but not decreased with food ↑ Cmax, AUC with hepatic insufficiency Highly variable pharmacokinetics [with doses > 20mg, enantiomer differences at peak] Highly plasma protein-bound Metabolism by CYP450 2C9 (75%), 2C8 (~5%), 3A4 (~20%) Excretion: 90% feces; primarily metabolites	↓ TC, LDL-c, Apo B, and TG levels and ↑ HDL-c in HeFH, nFH, and mixed dyslipidemia (Types IIa and IIb) ↓ need for revascularization procedures, slow coronary atherosclerosis in CHD	20, 40 mg Lescol® capsules and 80 mg Lescol® XL tablets Initial dose 20 mg, titrate q 6-wks as indicated by lipid levels and liver function For LDL-c ↓>25%, or initial LDL-c>190mg/dL, consider initial dose of 40-80 mg/d Adolescents >1y post-menarche with HeFH, LDL-c>190 mg/dL, family history of CVD and 2+ risk factors Interactions: ↑ Fluv Cmax, AUC with cyclosporine ↓ Fluv Cmax, AUC, ↑ plasma clearance with Rifampicin ↑ Fluv Cmax, AUC, ↓ plasma clearance with Cimetidine, Ranitidine, Omeprazole ↑ phenytoin and Fluv Cmax and AUC when used concomitantly ↑ Diclofenac Cmax, AUC with Fluv ↑ Glibenclamide (Glyburide) Cmax, AUC, t½, with Fluv – monitor carefully	Renal insufficiency – no adjustment necessary Hepatic insufficiency – caution with history of liver disease or heavy alcohol ingestion Monitor prothrombin times with warfarin
Lovastatin	ALTOCOR™ Extended release	Inactive lactone metabolized to beta-hydroxyacid and further active metabolites Absorption: ~ 30% Excretion: primarily feces; ~10% urine Crosses placenta and blood-brain barrier Highly plasma protein-bound CYP450 3A4 substrates§ ↑ drug exposure, myopathy risks	↓ LDL-C, Total-C, TG; ↑ HDL-C in HeFH, nFH, mixed dyslipidemia (Type IIa, IIb) Less effective, more incidents of ↑ transaminases in HoFH	10, 20, 40, 60 mg tablets 1 tab at bedtime; start low, titrate q 4 wks ≤ 20 mg if taken with niacin ↑myopathy with fibrates, >1g/day niacin, cyclosporine, CYP450 3A4 substrates§	↓ LDL-C, Total-C, variable ↓ TG, variable ↑ HDL-C drug exposure ↓ with food

Drug	Trade name	Pharmacokinetics	Labelled indications* Contraindications† (in addition to considerations common to the class)	Dosing	Dose adjustments for special populations
Pravastatin sodium	PRAVACHOL®	Drug in active form Elimination ½ life 77 h Highly variable plasma peak and AUC for healthy and cirrhotic subjects Evening dose ↓ systemic bioavailability; ↑ efficacy ~20% plasma protein-bound ~50:50 renal:fecal excretion Not metabolized by CYP450 3A4	↓ risk of MI, need for revascularization, death from cardiac events, with HC, with and without clinically evident CHD ↓ risk of stroke, slow coronary atherosclerosis in CHD ↓ LDL-C, Total-C, Apo-B, VLDL-c, TG; ↑ HDL-C in HeFH, nFH, mixed dyslipidemia (Type IIa, IIb) ↓ TG (Type IV) Primary dysbetalipoproteinemia (Type III) [labelled for children >8]	10, 20, 40, 80 mg tablets Initial 40 mg/d od; max 80 mg/d Administer 1h before or 4h after bile acid sequestrant No ↑ risk myopathy with concurrent therapy with niacin, fibrates, CYP450 3A4 substrates§	Renal insufficiency 10 mg/d
Rosuvastatin calcium	CRESTOR®	Peak plasma concentration 3-5h; Primarily plasma protein-bound Bioavailability: ~20% Elimination half-life: ~19hrs Excretion: 90% in feces Unknown transfer to milk ~ 2X exposure in Asian patients compared to Caucasian Metabolized “minimally” by CYP 450-2C9; no effect on CYP 450 3A4	↓ Total-c, LDL-c, ApoB, non-HDL-c, TG, and ↑ HDL-C in Primary hypercholesterolemia (HeFH and nonfamilial) and mixed dyslipidemia (Types IIa and IIb) ↓ TG (Type IV) HoFH ‡ Not studied in Type I, III and V Slow progression of atherosclerosis in adults	5, 10, 20, 40 mg tablets Initial dose 10 mg/d except as noted. ≤ 5 mg/d with cyclosporin ≤ 10 mg/d with Lopinavir/Ritonavir ≤ 10 mg/d in combination with gemfibrozil Use Mg or Al containing antacids 2h before or after Rosuvastatin ↑ risk myopathy and/or rhabdomyelitis , acute renal failure with higher dose, concurrent lipid lowering therapy, cyclosporine, lopinavir/ritonavir	HoFH and/or LDL-c >190 mg/d: 20-40 mg/d Asian: 5 mg/d initially Elderly: use with caution Severe renal impairment not on dialysis: 5-10 mg/d (~ 3X ↑ plasma concentration) Prolongs INR with coumarin anti-coagulant - monitor INR frequently Use with caution with drugs that reduce endogenous steroid hormones (e.g. ketoconazole, spironolactone, and cimetidine) ↓ dose with warfarin

Drug	Trade name	Pharmacokinetics	Labelled indications* Contraindications† (in addition to considerations common to the class)	Dosing	Dose adjustments for special populations
Simvastatin	ZOCOR®	Plasma peak: ~ 2-4h Plasma half-life: 4-12 h Lactone hydrolyzed to β-hydroxyacid Low bio-availability in the circulation (<5%) ↑ levels with age, and renal and hepatic insufficiency Extensive first-pass extraction in the liver Highly plasma protein-bound Excretion: ~ 60% feces; ~ 13% urine No CYP450 3AC inhibition CYP450 3AC substrate	↓ risk of MI, need for revascularization, death from cardiac events, risk of stroke, TIA in HC patients with clinically evident CHD; ↓ TC, LDL-c, Apo B, non-HDL-c-c, TG; ↑ HDL-c in primary Hypercholesterolemia (HeFH and nonfamilial) Mixed dyslipidemia (Types IIa and IIb) Dysbetalipoproteinemia (Type III) Hypertriglyceridemia (Type IV hyperlipidemia) HoFH‡ Also labeled for pediatric uses	5, 10, 20, 40, 80 mg tablets 20 mg/d od in evening; titrated monthly as indicated clinically HoFH: 40 mg/d in evening or 80 mg/d in 3 divided doses ↑ myopathy with fibrates, >1g/day niacin, cyclosporin, CYP450 3A4 substrates§, HIV protease inhibitors	With concomitant lipid lowering therapy: ≤ 10 mg/d With cyclosporine or Danzol: initially 5 mg/d; ≤ 10 mg/d maximum With Amiodarone or Verapamil: ≤ 20 mg/d Renal insufficiency: 15 mg/d initially with close monitoring Contraindications: hypersensitivity, active liver disease; unexplained persistent ↑ transaminases; pregnancy; lactation

Drug	Trade name	Pharmacokinetics	Labelled indications* Contraindications† (in addition to considerations common to the class)	Dosing	Dose adjustments for special populations
Ezetimibe					
selective inhibitor of intestinal cholesterol and related phytosterol absorption by the sterol transporter, Niemann-Pick C1-Like 1 (NPC1L1), in the brush border of the small intestine					
Ezetimibe	Zetia®	Plasma peak: 4-12 h Plasma half-life: ~ 22 hrs Highly plasma protein-bound Absorption: High inter-subject variability; unaffected by food Glucuronide conjugation ↑ levels in geriatric patients Excretion: ~ 80% feces Neither inhibitor nor inducer of CYP450 isozymes 50-80% ↓ AUC with cholestyramine bid	↓ Total-c, LDL-c, ApoB in primary hypercholesterolemia (HeFH and nonfamilial) - monotherapy and in combination with HMG-CoA inhibitors ↓ Total-c, LDL-c, ApoB, non-HDL-c-c in mixed hyperlipidemia - combination therapy with FF HoFH: in combination with Ator or Sim * ↓ sitosterol and campesterol in HoFS As appropriate upon hospitalization for an acute coronary event	10 mg tablets 10 mg od May be administered with HMG-CoA reductase inhibitor or fibrate, with awareness that monotherapy risks of other medications are magnified with co-therapy	Hepatic insufficiency: no adjustments required Renal insufficiency: no adjustments required ≥ 2 h before or ≥ 4 h after bile acid sequestrant None for race Contraindications: hypersensitivity, active liver disease; unexplained persistent ↑ transaminases; pregnancy; lactation Rhabdomyolysis and myopathy are rare on monotherapy; generally associated with concomitant use of HMG-CoA reductase inhibitor

Drug	Trade name	Pharmacokinetics	Labelled indications* Contraindications† (in addition to considerations common to the class)	Dosing	Dose adjustments for special populations
Ezetimibe/ Simvastatin	Vytorin™	Same as individual drugs above 55% ↓ AUC with bile acid sequestrant	↓ Total-c, LDL-c, ApoB, non-HDL-c, TG, and ↑ HDL-C in primary HC or mixed hyperlipidemia. (HeFH and nonfamilial) ↓ Total-c, LDL-c in primary or mixed hypercholesterolemia HoFH *	10/10, 10/20, 10/40, 10/80 mg ezetimibe/mg Sim od evening, with or without food Primary HC initially 10/10 or 10/20, titrated monthly as clinically appropriate HoFH: 10/40 - 10/80 mg/d 10/10 max with gemfibrate; caution with other fibrates, ≥1 g/d niacin With bile sequestrants, dose ≥2 h before or ≥4 h after sequestrant risk of myopathy and/or rhabdomyelitis ↑ with dose, CYP450 3A4 substrates [§] 55% ↓ AUC with cholestyramine – not recommended Monitor with concomitant digoxin, warfarin	Hepatic insufficiency: not recommended Renal insufficiency: use only if Sim ≥5 mg is tolerated. ≤10/10 mg/d with cyclosporine or Danazol only if Sim ≥5 mg tolerated ≤ 10/20 mg/d with Amiodarone or Verapamil Other concomitant lipid lowering therapy: avoid - lack of safety and effectiveness data. If used, dose ≤ 10/10 mg/d Contraindications: hypersensitivity, active liver disease; unexplained persistent ↑ transaminases; pregnancy; lactation

Drug	Trade name	Pharmacokinetics	Labelled indications* Contraindications† (in addition to considerations common to the class)	Dosing	Dose adjustments for special populations
Fibrates					
Fenofibrate	TRICOR®	<p>Insoluble in water, but readily absorbed from GI tract; ↑ absorption with food</p> <p>Plasma Peak fenofibric acid 6-8h</p> <p>Elimination t_{1/2} 20h</p> <p>Steady-state after 5 days dosing</p> <p>Highly plasma protein-bound</p> <p>Glucuronide conjugation</p> <p>Elimination: 60% of a dose in urine; 25% feces</p> <p>Insignificant oxidative metabolism (e.g. CYP450)</p> <p>Finobrate and finofibric acid do not inhibit CYP450</p> <p>3A4, 2D6, 2E1, 1A2; are weak inhibitors of 2C19, 2A6; mild-to-moderate inhibitors of 2C9</p>	<p>↓ Total-c, LDL-c, TG, ApoB; ↑ HDL-c in primary HC (HeFH and nFH; Types IIa and IIb) - monotherapy and with statins</p> <p>↓ TG in Types IV and V hyperlipidemia</p> <p>Contraindications: hypersensitivity; severe renal or hepatic dysfunction; unexplained persistent liver function abnormality; preexisting gallbladder disease</p>	<p>54, 160 mg tablets</p> <p>Initial dose 160 mg/d with normal renal function; reduce dose if lipid targets met</p> <p>Limit dose to 54 in those with moderate renal impairment, and in elderly</p> <p>Coumarin-type anticoagulants potentiated – monitor prothrombin times</p> <p>Immunosuppressants (e.g. cyclosporine) may elicit synergistic nephrotoxicity</p> <p>Bile acid sequestrants 1-2h after or 4-6h before fenofibrate</p> <p>Combine with HMG-CoA reductase inhibitors only if benefit outweighs increased risk including myopathy and/or rhabdomyelitis</p>	
Micronized fenofibrate	Lofibra®	<p>30% ↑ absorption compared to TRICOR,® so lower once-daily dose is effective</p>	As above	134, 200 mg tablets	

Drug	Trade name	Pharmacokinetics	Labelled indications* Contraindications† (in addition to considerations common to the class)	Dosing	Dose adjustments for special populations
Gemfibrozil	LOPID®	Completely absorbed ↑ C _{max} with dose 0.5h before meal; unchanged AUC ↓ AUC with dose after meal Highly plasma protein-bound 6% excreted in feces 70% excreted in urine; glucuronide conjugation Oxidative metabolism	↓ TG in Types IV and V hyperlipidemia at risk of pancreatitis Not indicated for Type I hyperlipoproteinemia, ↓ risk of developing CHD only in Type IIb patients with low HDL-c, high LDL-c and TG Contraindications: combination with cerivastatin (↑ risk myopathy and/or rhabdomyelitis); hepatic or severe renal dysfunction, including primary biliary cirrhosis; gallbladder disease; hypersensitivity	600 mg tablets 1200 mg/d; 600 bid, 0.5h before morning and evening meals Coumarin-type anticoagulants potentiated – monitor prothrombin times Patients taking repaglinide or gemfibrozil should not start the other; patients taking both already should carefully monitor blood glucose, and should not take itraconazole. Discontinue if lipid response not significant	Caution in pregnancy – only if potential benefit outweighs risks to fetus Unknown transfer to breast milk

Drug	Trade name	Pharmacokinetics	Labelled indications* Contraindications† (in addition to considerations common to the class)	Dosing	Dose adjustments for special populations
Niacin					
Niacin (NIR)	Niacor®	Water-soluble B-complex vitamin (note: nicotinamide not effective) Plasma peak: 30-60 min Plasma t½: 20-45 min Excretion: 88% in urine as niacin and nicotinuric acid	↓ Total-c, LDL-c in primary HC (Types IIa and IIb) ↓ TG in hyperlipidemia (Types IV and V), ↑ HDL-c Not indicated in Type I hyperlipoproteinemia Contraindications: hypersensitivity; significant/unexplained hepatic dysfunction; active peptic ulcer; arterial bleeding	500 mg tablets 1-2 g, bid or tid Start with 250 mg following evening meal, increase every 4-7 days until 2 g/d. If lipid goals are not met, increase at 2-4 wk intervals to 3g/d. May increase further, generally 6g/day max. Flushing may be decreased by slowly increasing dose, pre-treatment with aspirin or other NSAID.	Use with caution: substantial alcohol consumption; history of peptic ulcer; hepatitis; hepatobiliary disease; diabetes or potential diabetes; unstable angina/MI (esp. with nitrate, calcium channel blockers or adrenergic blocking agents); increased risk R/M with HMG-CoA reductase inhibitors Pregnancy: discontinue Tx for Types IIa or IIb; assess individually for Types IV or V Nursing: transfers to milk - assess individually

Drug	Trade name	Pharmacokinetics	Labelled indications* Contraindications[†] (in addition to considerations common to the class)	Dosing	Dose adjustments for special populations
Niacin extended-release (NER)	NIASPAN [®]	Plasma half-life: NR Absorption: 60 to 76 % of dose Excretion: 60 to 76 % of dose recovered in urine; little in feces Distribution: In mice niacin and metabolites concentrate in the liver, kidney and adipose tissue. Complex metabolism	↓ Total-c, LDL-c, Apo-B and TG in primary hypercholesterolemia (HeFH and nonfamilial) and mixed dyslipidemia (Types IIa and IIb) ↓ TC in Types IV and V hyperlipidemia ↓ risk recurrent MI with history of MI and HC In combination with Lov (see below) In combination with bile acid sequestrant to slow or reverse atherosclerotic disease; ↓ Total-c, LDL-c in primary hypercholesterolemia (Type IIa) Contraindications: hypersensitivity; significant, unexplained hepatic dysfunction; active peptic ulcer; arterial bleeding	500, 750, 1000 mg Tablets swallowed whole, according to a titration schedule, at bedtime, after a low-fat snack Flushing a common side-effect - reduced with aspirin or other NSAID, avoidance of hot drinks. If awakened by flushing rise carefully, esp. if taking blood-pressure medication Retitrate after extended discontinuation Maximize time between bile acid sequestrants and niacin May be added for patients on stable dose Lov, max Lov 20 mg/d, and Niaspan 2 g/d	Caution, monitor closely: hepatic insufficiency; history of jaundice, hepatobiliary disease, peptic ulcer; renal insufficiency; diabetes/potential diabetes – monitor for dose-related ↑ glucose intolerance; unstable angina/MI (esp. with nitrate, calcium channel blockers or adrenergic blocking agents); predisposition to gout May potentiate effects of anticoagulants Monitor for hypophosphatemia Pregnancy: discontinue Tx for Types IIa or IIb; assess individually for Types IV or V

Drug	Trade name	Pharmacokinetics	Labelled indications* Contraindications† (in addition to considerations common to the class)	Dosing	Dose adjustments for special populations
Niacin extended-release / lovastatin	Advicor®	Plasma peak: Niacin 5h; Lov 2-4h Plasma half-life: Niacin 20 to 48 min; Lov 4.5 h Absorption: Niacin ~72%; systemic concentrations dose-dependent and variable; Lov Bioavailability of Niacin and Lov varies with food; tablets not interchangeable Distribution: Niacin <20% serum protein-bound, distributes into milk; Lov highly serum protein-bound Lov bioavailability ↑ with CYP450 3A4 substrates [§] Excretion: >60% Niacin in urine; ~83% Lov in feces [check to make consistent with 2 ingredients above]	Not for initial therapy Primary hypercholesterolemia (HeFH and nonfamilial) and mixed dyslipidemia (types IIa and IIb) Patients treated with Lov needing lower TG or higher HDL; and Patients treated with niacin who require further LDL-lowering Contraindications – see niacin and Lov	500/20, 750/20, 1000/20 mg niacin/mg Lov Add Lov to existing niacin therapy, or titrate niacin Warning: do not substitute with equivalent dose used of crystalline niacin – possible severe hepatotoxicity Caution: alcohol consumption, history of liver disease Avoid concomitant use of fibrates unless benefit likely to outweigh potential harm (e.g. hepatotoxicity, myopathy and/or rhabdomyelitis) See also Lov, niacin	No dose adjustments reported for special populations.

Drug	Trade name	Pharmacokinetics	Labelled indications* Contraindications† (in addition to considerations common to the class)	Dosing	Dose adjustments for special populations
Bile acid sequestrants - Strong acid ion exchange resins that are not bioabsorbed, to remove bile acids from hepatic re-circulation Contraindicated with bowel obstruction or hypersensitivity to agent					
Cholestyramine	Cholestyramine	Hydrophilic In patients with partial biliary obstruction, ↓ dermal deposition lessens pruritis??	↓ LDL-c in HC Not indicated for TG only	9 g/dose (packet or scoop) mixed with liquid 1 dose od; titrated to bid after 1wk; recommended maintenance 2-4, max 6g/d as appropriate May reduce absorption of many medications and nutrients (vitamins, phosphate) – use caution when titrating dose and when discontinuing	Caution re. constipation, possible bowel obstruction; tooth discoloration, damage Caution in pregnancy/nursing due to possible nutrient deficiencies
Colestipol	Cholestid	Not applicable		5 g/scoop granules 1g tablets	
Colesevelam	Welchol	Hydrophylic, insoluble in water, not degraded by digestive enzymes Binds bile acids, including glycholic acid	Alone or with a statin to ↓ LDL-c in primary hypercholesterolemia (Type IIa)	625 mg tablets 6 tablets od or 3 bid with meals, with liquid; max 7/d No ↓ bioavailability of digoxin, Lov, metopropol, quinidine, valproic acid and warfarin Slight ↓ bioavailability verapamil	Caution re. susceptibility to vitamin K or fat-soluble vitamin deficiencies Caution re. dysphagia, swallowing disorders, severe gastrointestinal motility disorders, or major gastrointestinal tract surgery Consult physician if intending conception, pregnant or nursing

Drug	Trade name	Pharmacokinetics	Labelled indications* Contraindications† (in addition to considerations common to the class)	Dosing	Dose adjustments for special populations
Omega-3 fatty acids					
Omega-3-acid ethyl esters	OMACOR®	Highly absorbed Mechanism poorly understood Dose-dependent ↑ serum phospholipid EPA; less marked ↑ DHA not dose-dependent Human CYP450 unknown; ↑P450 enzyme concentrations in rats	↓ very high TG (≥ 500 mg/dL) Contraindications: hypersensitivity, allergy or hypersensitivity to fish	1 g capsules (900 mg ethyl esters of omega-3 fatty acids) ~ 465 mg EPA ~ 375 mg DHA Dose: 4 g od or 2 g bid Discontinue after 2 mo if response is inadequate	Pregnancy: not studied – discontinue if pregnant or nursing Anticoagulants: monitor for increased bleeding ALT may increase in isolation - monitor

Abbreviations: ALT = Alanine transaminase, AST = aspartate transaminase, AUC = area under the curve in pharmacokinetic study, Apo A = Apo B, Cmax = maximum plasma concentration, CHD = coronary heart disease, CPK = creatine phosphokinase, d = day, DHA = docosahexaenoic acid, EPA, eicosapentaenoic acid, FH = Familial hypercholesterolemia, GI = gastrointestinal, HC = hypercholesterolemia, HoFH = Homozygous familial hypercholesterolemia, HeFH = Heterozygous familial hypercholesterolemia, HoFS = Homozygous familial sitosterolemia, LDL –c low density lipoprotein cholesterol, max = maximum, MI = myocardial infarction, mo = month, NAR = no adjustments required, nFH = Non-familial hypercholesterolemia, NR = not reported, NSAID = non-steroidal anti-inflammatory drug, od = once daily, t½ = half-life (time for concentration to decrease to half the initial level), TG = triglycerides, TIA = transient ischemic attack, Tx = treatment

Footnotes:

* Every attempt should be made to control serum lipids with appropriate diet, exercise, weight loss in obese patients, and control of any medical problems such as diabetes mellitus and hypothyroidism that are contributing to the lipid abnormalities. Medications known to exacerbate hypertriglyceridemia (beta-blockers, thiazides, estrogens) should be discontinued or changed if possible prior to consideration of triglyceride-lowering drug therapy.

† Hypersensitivity is a contraindication for all medications.

‡ as an adjunct to or in place of other treatments (e.g., LDL-c apheresis)

§ e.g. itraconazole, ketoconazole, erythromycin, clarithromycin, telithromycin, HIV protease inhibitors, nefazodone, or large quantities of grapefruit juice.

Appendix D: Planned Analyses

Outcome	Sensitivity analysis	Data	Any statin	Ator	Sim	Ros	Prava	Fluv	Lov
				Lower dose statin in combination versus higher dose monotherapy Fixed dose or fixed titration All dosing schedules, including conditional titration					
All-cause mortality		n/N	A, R, S	A, R, S	A, R, S	A, R, S	R, S	R, S	R, S
All-cause mortality	AAC	n/N	A, R, S	A, R, S	A, R, S	A, R, S	R, S	R, S	R, S
Vascular death		n/N	A, R, S	A, R, S	A, R, S	A, R, S	R, S	R, S	R, S
Vascular death	AAC	n/N	A, R, S	A, R, S	A, R, S	A, R, S	R, S	R, S	R, S
Fatal myocardial infarction		n/N	A	A	A	A			
Nonfatal myocardial infarction		n/N	A	A	A	A			
Any (STEMI and/or non-STEMI) or unspecified myocardial infarction		n/N	A	A	A	A			
Any cerebrovascular event		n/N	A	A	A	A			
Hemorrhagic stroke		n/N	A	A	A	A			
Ischemic stroke		n/N	A	A	A	A			
TIA		n/N	A	A	A	A			
Any or unspecified stroke		n/N	A	A	A	A			
Acute coronary syndrome		n/N	A	A	A	A			
Carotid endarterectomy		n/N	A	A	A	A			
Percutaneous coronary intervention		n/N	A	A	A	A			
CABG		n/N	A	A	A	A			
Revascularization procedures		n/N	A	A	A	A			
For all clinical outcomes, conduct additional analyses on trials of followup duration of 24 weeks or more									
Treatment Adherence		n/N	A	A	A	A			

Outcome	Sensitivity analysis	Data	Any statin	Ator	Sim	Ros	Prava	Fluv	Lov
		Mean % change from baseline OR change score	A, R, S	A, R, S	A, R, S	A, R, S	R, S	R, S	R, S
Non-HDL-c									
		Mean % change from baseline OR change score	S (diabetes mellitus subgroup only)	S (diabetes mellitus subgroup only)	S (diabetes mellitus subgroup only)	S (diabetes mellitus subgroup only)	S (diabetes mellitus subgroup only)	S (diabetes mellitus subgroup only)	S (diabetes mellitus subgroup only)
Triglycerides									
		Mean % change from baseline OR change score	S (diabetes mellitus subgroup only)	S (diabetes mellitus subgroup only)	S (diabetes mellitus subgroup only)	S (diabetes mellitus subgroup only)	S (diabetes mellitus subgroup only)	S (diabetes mellitus subgroup only)	S (diabetes mellitus subgroup only)
Carotid artery									
		IMT (mm)	A	A	A	A			
		plaque area	A	A	A	A			
		plaque volume	A	A	A	A			
		%stenosis	A	A	A	A			
		calcif'n	A	A	A	A			
Coronary artery									
		IMT (mm)	A	A	A	A			
		plaque area	A	A	A	A			
		Plaque volume	A	A	A	A			
		%stenosis	A	A	A	A			
		calcif'n	A	A	A	A			

Abbreviations: A = analyses of all study populations, AAC = adequate allocation concealment; calcif'n = calcification, Any statin = Any statin (including mixed) + nonstatin drug, versus any statin (including mixed) of any dose, Ator = Atorvastatin 5-20 mg/day + nonstatin drug, versus Atorvastatin 40-80 mg/day, CABG = coronary arterial bypass graft, Fluv = Fluvastatin 5-40 mg/day + ezetimibe 10 mg/day, versus Fluvastatin 80 mg/day, IMT = intima-media thickness, Lov = Lovastatin 5-40 mg/day + another hypolipidemic versus Lovastatin 80 mg/day, n = number with particular outcome in statistical analysis, N = total number in group or trial, Prava = Pravastatin 5-40 mg/day + another hypolipidemic drug, versus Pravastatin 80, R = populations requiring intensive lipid-lowering therapy, Ros = Rosuvastatin 5-10 mg/day + nonstatin drug versus Rosuvastatin 20-40 mg/day, S = pre-specified subgroups, Sim = Simvastatin 5-20 mg/day + nonstatin drug, versus Simvastatin 40-80 mg/day, TIA = transient ischemic attack

Appendix E: Within-Trial, Within-Treatment Pooling of Multiple Treatment Group Data

These tables present a summary of pooling undertaken during the present work. Pooling by authors of manuscripts was also incorporated in data syntheses, but is not summarized here.

Arms in **bold** type were used in data syntheses.

Arms in “plain type” were not used in data syntheses.

Arms in *italics* were pooled in the course of this work. Pooled arms were comprised of the arms immediately above. Pooled arms used in data syntheses (in bold print) were within the a priori acceptable limits for heterogeneity (I^2 or Chi^2 statistics $\leq 50\%$; $p\text{-value} \geq 0.05$ as appropriate).

When more than one comparator arm is in **bold**, different arms were used depending upon the analysis. Doses were matched for global (“all participants, all doses”) analyses, while higher monotherapy doses were used to assess the benefits and harms of increasing the statin dose compared with adding a nonstatin medication.

List of Tables

Table E-1. Within-trial, within-treatment pooling of multiple treatment group data for clinical outcomes E-1

Table E-2. Within-trial, within-treatment pooling of multiple treatment group data for surrogate outcomes E-4

Table E-3. Within-trial, within-treatment pooling of multiple treatment group data for adverse events and treatment adherence E-11

Abbreviations

C-amine = colestyramine, C-lam = colesevelam, C-pol = colesipol, ER = extended release

Table E-1. Within-trial, within-treatment pooling of multiple treatment group data for clinical outcomes

Outcome / Trial	Statin Dose (mg/day)	Non-statin drug Dose (mg/day)	Number of participants
All cause mortality Durrington (2004)¹²⁵	Rosuvastatin 40	NONE	53
	Rosuvastatin 10	Fenofibrate 67	53
	Rosuvastatin 5	Fenofibrate 67	60
	<i>Rosuvastatin 5-10</i>	<i>Fenofibrate 67</i>	113
Davidson (2001)¹⁸⁵	Lovastatin 10	NONE	26
	Lovastatin 10	C-lam 2300	23
	Lovastatin 10	C-lam 2300	27
	<i>Lovastatin 10</i>	<i>C-lam 2300</i>	50
Constance (2007)¹⁹⁴	Atorvastatin 20	NONE	219
	Simvastatin 20	Ezetimibe 10	220
	Simvastatin 40	Ezetimibe 10	222
	<i>Simvastatin 20-40</i>	<i>Ezetimibe 10</i>	442
Kos Pharm (MA-14)¹⁰⁴	Lovastatin 40	NONE	33
	Lovastatin 20	Niacin (ER) 2500	34
	Lovastatin 40	Niacin (ER) 2500	32
	Lovastatin 10	Niacin (ER) 2500	34
	<i>Lovastatin 10</i>	<i>Niacin (ER) 2500</i>	100
Kos Pharm (MA-06)¹⁰⁵	Lovastatin 40	NONE	61
	Lovastatin 20	Niacin (ER) 1000	57
	Lovastatin 40	Niacin (ER) 2000	57
	<i>Lovastatin 40</i>	<i>Niacin (ER) 1000-2000</i>	114
Ballantyne (2008)¹⁵⁰	Simvastatin 20	NONE	114
	Simvastatin 20	Niacin (ER) 1000	123
	Simvastatin 20	Niacin (ER) 2000	64
	<i>Simvastatin 20</i>	<i>Niacin (ER) 1000-2000</i>	187
Ballantyne (2008)¹⁷¹	Simvastatin 20	NONE	119
	Simvastatin 20	Niacin (ER) 1000	116
	Simvastatin 20	Niacin (ER) 2000	100
	<i>Simvastatin 20</i>	<i>Niacin (ER) 1000-2000</i>	216
All cause mortality - Lower dose statin plus nonstatin in combination compared with higher dose monotherapy using the same statin			
Durrington (2004)¹²⁵	Rosuvastatin 40	NONE	53
	Rosuvastatin 10	Fenofibrate 67	53
	Rosuvastatin 5	Fenofibrate 67	60
	<i>Rosuvastatin 5-10</i>	<i>Fenofibrate 67</i>	113
All-cause mortality in participants with diabetes mellitus			
Durrington (2004)¹²⁵	Rosuvastatin 40	NONE	53
	Rosuvastatin 10	Fenofibrate 67	53
	Rosuvastatin 5	Fenofibrate 67	60

Outcome / Trial	Statin Dose (mg/day)	Non-statin drug Dose (mg/day)	Number of participants
	Rosuvastatin 5-10	Fenofibrate 67	113
Constance (2007)¹⁹⁴	Atorvastatin 20	NONE	219
	Simvastatin 40	Ezetimibe 10	222
	Simvastatin 20	Ezetimibe 10	220
	Simvastatin 20-40	Ezetimibe 10	442
Fatal myocardial infarction			
Kos Pharm (MA-06)¹⁰⁵	Lovastatin 40	NONE	61
	Lovastatin 20	Niacin (ER) 1000	57
	Lovastatin 40	Niacin (ER) 2000	57
	Lovastatin 40	Niacin (ER) 1000-2000	114
Vascular death			
Hunninghake (2003)¹²⁸	Lovastatin 40	NONE	61
	Lovastatin 20	Niacin (ER) 1000	57
	Lovastatin 40	Niacin (ER) 2000	57
	Lovastatin 40	Niacin (ER) 1000-2000	114

Abbreviations: C-amine = colestyramine, C-lam = colesevelam, C-pol = colesipol, ER = extended release

Table E-2. Within-trial, within-treatment pooling of multiple treatment group data for surrogate outcomes

Outcome / Trial	Statin Dose (mg/day)	Non-statin drug Dose (mg/day)	Number of participants
Achieving ATP III target			
Durrington (2004) ¹²⁵	Rosuvastatin 40	NONE	50
	Rosuvastatin 5	Fenofibrate 67	60
	Rosuvastatin 10	Fenofibrate 67	53
	Rosuvastatin 5-40	Fenofibrate 67	113
Constance (2007) ¹⁹⁴	Atorvastatin 20	NONE	219
	Simvastatin 40	Ezetimibe 10	220
	Simvastatin 20	Ezetimibe 10	222
	Simvastatin 20-40	Ezetimibe 10	442
Feldman (2004) ⁴⁷	Simvastatin 40	NONE	248
	Simvastatin 10	Ezetimibe 10	245
	Simvastatin 20	Ezetimibe 10	109
	Simvastatin 40	Ezetimibe 10	97
	Simvastatin 10-40	Ezetimibe 10	451
Achieving ATP III targets - participants with CAD			
Bays (2003) ⁴⁹	Atorvastatin 40	NONE	16
	Simvastatin 40	NONE	18
	Mixed	NONE	34
	Lovastatin 40	Niacin (ER) 2000	17
	Lovastatin 40	Niacin (ER) 1000	15
	Lovastatin 40	Niacin (ER) 1000-2000	32
Achieving ATP III targets - participants with diabetes mellitus			
Durrington (2004) ¹²⁵	Rosuvastatin	NONE	50
	Rosuvastatin 10	Fenofibrate 67	50
	Rosuvastatin 5	Fenofibrate 67	60
	Rosuvastatin 5-10	Fenofibrate 67	110
Goldberg (2006) ¹⁴⁴	Atorvastatin 20	NONE	240
	Atorvastatin 10	NONE	237
	<i>Atorvastatin</i>	<i>NONE</i>	<i>241</i>
	Simvastatin 10	Ezetimibe 10	242
	Simvastatin 10	Ezetimibe 10	238
	Simvastatin 10	Ezetimibe 10	480
Constance (2007) ¹⁹⁴	Atorvastatin	NONE	219
	Simvastatin 10	Ezetimibe 10	222

Outcome / Trial	Statin Dose (mg/day)	Non-statin drug Dose (mg/day)	Number of participants
Goldberg (2006) ¹⁴⁴	Simvastatin 10	Ezetimibe 10	220
	Simvastatin 10	Ezetimibe 10	442
	Atorvastatin 10	NONE	237
	Atorvastatin 20	NONE	240
	Atorvastatin 40	NONE	241
	<i>Atorvastatin 10-40</i>	<i>NONE</i>	<i>718</i>
	Simvastatin 20	Ezetimibe 10	238
	Simvastatin 40	Ezetimibe 10	242
	<i>Simvastatin 20-40</i>	<i>Ezetimibe 10</i>	<i>480</i>
LDL-c			
Feldman (2004) ⁴⁷	Simvastatin 40	NONE	248
	Simvastatin 40	Ezetimibe 10	97
	Simvastatin 20	Ezetimibe 10	109
	Simvastatin 10	<i>Ezetimibe 10</i>	<i>245</i>
	<i>Simvastatin 10-40</i>	<i>Ezetimibe 10</i>	<i>451</i>
Insull (2004) ¹⁸²	Lovastatin 40	NONE	33
	Lovastatin 40	Niacin (ER) 2500	32
	Lovastatin 20	Niacin (ER) 2500	34
	Lovastatin 10	Niacin (ER) 2500	34
	<i>Lovastatin 10-40</i>	<i>Niacin (ER) 2500</i>	<i>100</i>
Durrington (2004) ¹²⁵	Rosuvastatin 40	NONE	51
	Rosuvastatin 10	Fenofibrate 67	53
	Rosuvastatin 5	Fenofibrate 67	60
	<i>Rosuvastatin 5-10</i>	<i>Fenofibrate 67</i>	<i>113</i>
Capuzzi (2003) ¹⁵⁵	Rosuvastatin 40	NONE	46
	Rosuvastatin 10	Niacin (ER) 2000	78
	Rosuvastatin 40	Niacin (ER) 1000	71
	<i>Rosuvastatin 10-40</i>	<i>Niacin (ER) 1000-2000</i>	<i>71</i>
Gagne (2002) ¹³²	Atorvastatin 80	NONE	12
	Simvastatin 80	NONE	5
	<i>Mixed 80</i>	<i>NONE</i>	<i>17</i>
	Atorvastatin 40	Ezetimibe 10	12
	Simvastatin 40	Ezetimibe 10	4
	Atorvastatin 80	Ezetimibe 10	12
	Simvastatin 80	Ezetimibe 10	5
	<i>Mixed 40-80</i>	<i>Ezetimibe 10</i>	<i>33</i>
Hunninghake (2001) ¹³³	Atorvastatin 10	NONE	18
	Atorvastatin 80	NONE	20
	<i>Atorvastatin 10-80</i>	<i>NONE</i>	<i>38</i>
	Atorvastatin 10	C-lam 3800	18
Davidson (2001) ¹⁸⁵	Lovastatin 10	NONE	26
	Lovastatin 10	C-lam 2300	23
	Lovastatin 10	C-lam 2300	27

Outcome / Trial	Statin Dose (mg/day)	Non-statin drug Dose (mg/day)	Number of participants
Knapp (2001) ¹⁷²	Lovastatin 10	C-lam 2300	50
	Simvastatin 20	C-lam 2300	37
	Simvastatin 10	C-lam 3800	34
	<i>Simvastatin 10-20</i>	<i>C-lam 2300-3800</i>	71
	Simvastatin 20	NONE	39
	Simvastatin 10	NONE	35
Sprecher (1994) ⁵²	Simvastatin 10-20	NONE	74
	Fluvastatin 20	NONE	38
	Fluvastatin 10	NONE	38
Sprecher (1994) ⁵²	<i>Fluvastatin 10-20</i>	<i>NONE</i>	76
	Fluvastatin 20	C-amine 16000	35
	Fluvastatin 10	C-amine 16000	35
PMSG II (1993) ¹⁹¹	<i>Fluvastatin 10-20</i>	<i>C-amine 16000</i>	70
	Pravastatin 80	NONE	62
	Pravastatin 40	NONE	57
Simons (1992) ¹⁷³	<i>Pravastatin 40-80</i>	<i>NONE</i>	119
	Pravastatin 40	C-amine 24000	61
	Simvastatin 40	NONE	22
	Simvastatin 40	C-pol 5000	19
	Simvastatin 40	C-pol 10000	20
McKenney (2007_2) ¹³⁹	<i>Simvastatin 40</i>	<i>C-pol 5000-10000</i>	39
	Rosuvastatin 40	NONE	73
	Atorvastatin 40	Niacin (ER) 2000	60
	Atorvastatin 20	Niacin (ER) 1000	65
Goldberg (2006) ¹⁴⁴	<i>Mixed 20-40</i>	<i>Niacin (ER) 1000-2000</i>	125
	Atorvastatin 20	NONE	240
	Atorvastatin 10	NONE	237
	Atorvastatin 40	NONE	241
	<i>Atorvastatin 10-40</i>	<i>NONE</i>	718
	Simvastatin 40	Ezetimibe 10	242
	Simvastatin 20	Ezetimibe 10	238
	<i>Simvastatin 20-40</i>	<i>Ezetimibe 10</i>	480
Constance (2007) ¹⁹⁴	Atorvastatin 20	NONE	213
	Simvastatin 40	Ezetimibe 10	215
	Simvastatin 20	Ezetimibe 10	210
	Simvastatin 20-40	<i>Ezetimibe 10</i>	425
Isaacsohn (1997) ¹⁶³	Atorvastatin 80	NONE	16
	Atorvastatin 40	C-pol 20000	11
	Simvastatin 40	C-pol 20000	10
	<i>Mixed 40</i>	<i>C-pol 20000</i>	21

Outcome / Trial	Statin Dose (mg/day)	Non-statin drug Dose (mg/day)	Number of participants
Kos Pharm (MA-14) ¹⁰⁴	Lovastatin 40	NONE	29
	Lovastatin 40	Niacin (ER) 2500	23
	Lovastatin 20	Niacin (ER) 2500	24
	Lovastatin 10	Niacin (ER) 2500	30
	<i>Lovastatin 10-40</i>	<i>Niacin (ER) 2500</i>	77
Kos Pharm (MA-06) ¹⁰⁵	Lovastatin 40	NONE	53
	Lovastatin 20	Niacin (ER) 1000	40
	Lovastatin 40	Niacin (ER) 2000	42
	<i>Lovastatin 20-40</i>	<i>Niacin (ER) 1000-2000</i>	82
LDL-c - Lower dose statin plus nonstatin in combination compared with higher dose monotherapy using the same statin			
Durrington (2004) ¹²⁵	Rosuvastatin 40	NONE	51
	Rosuvastatin 10	Fenofibrate 67	53
	Rosuvastatin 5	Fenofibrate 67	60
	<i>Rosuvastatin 5-10</i>	<i>Fenofibrate 67</i>	113
Feldman (2004) ⁴⁷	Simvastatin 40	NONE	248
	Simvastatin 20	Ezetimibe 10	109
	Simvastatin 10	<i>Ezetimibe 10</i>	245
	<i>Simvastatin 10-20</i>	<i>Ezetimibe 10</i>	451
LDL-c – high risk participants			
Feldman (2004) ⁴⁷	Simvastatin 40	NONE	248
	Simvastatin 40	Ezetimibe 10	97
	Simvastatin 20	Ezetimibe 10	109
	Simvastatin 10	<i>Ezetimibe 10</i>	245
	<i>Simvastatin 10-40</i>	<i>Ezetimibe 10</i>	451
LDL-c - Lower dose statin plus nonstatin in combination compared with higher dose monotherapy using the same statin in high risk participants			
Feldman (2004) ⁴⁷	Simvastatin 40	NONE	248
	Simvastatin 20	Ezetimibe 10	109
	Simvastatin 10	<i>Ezetimibe 10</i>	245
	<i>Simvastatin 10-20</i>	<i>Ezetimibe 10</i>	451
HDL-c			
Feldman (2004) ⁴⁷	Simvastatin 20	NONE	248
	Simvastatin 10	Ezetimibe 10	245
	Simvastatin 20	Ezetimibe 10	109
	Simvastatin 40	Ezetimibe 10	97
	<i>Simvastatin 10-40</i>	<i>Ezetimibe 10</i>	451

Outcome / Trial	Statin Dose (mg/day)	Non-statin drug Dose (mg/day)	Number of participants
Insull (2004) ¹⁸²	Lovastatin 40	NONE	33
	Lovastatin 40	Niacin (ER) 2500	32
	Lovastatin 10	Niacin (ER) 2500	34
	Lovastatin 20	Niacin (ER) 2500	34
	Lovastatin 10-40	Niacin (ER) 2500	100
Durrington (2004) ¹²⁵	Rosuvastatin 40	NONE	51
	Rosuvastatin 5	Fenofibrate 67	60
	Rosuvastatin 10	Fenofibrate 67	53
	Rosuvastatin 5-10	Fenofibrate 67	113
Capuzzi (2003) ¹⁵⁵	Rosuvastatin 40	NONE	46
	Rosuvastatin 10	Niacin (ER) 2000	78
	Rosuvastatin 40	Niacin (ER) 1000	71
	<i>Rosuvastatin 10-40</i>	<i>Niacin (ER) 1000-2000</i>	198
Davidson (2001) ¹⁸⁵	Lovastatin 10	NONE	26
	Lovastatin 10	C-lam 2300	27
	Lovastatin 10	C-lam 2300	23
	Lovastatin 10	C-lam 2300	50
PMSG II (1993) ¹⁹¹	Pravastatin 80	NONE	62
	Pravastatin 40	NONE	57
	Pravastatin 40	NONE	119
	Pravastatin 40	C-amine 24000	61
Simons (1992) ¹⁷³	Simvastatin 40	NONE	22
	Simvastatin 40	C-pol 5000	19
	Simvastatin 40	C-pol 10000	20
	Simvastatin 40	C-pol 5000-10000	39
McKenney (2007_2) ¹³⁹	Rosuvastatin 40	NONE	73
	Atorvastatin 40	Niacin (ER) 2000	60
	Rosuvastatin 20	Niacin (ER) 1000	65
	Mixed 20-40	Niacin (ER) 1000-2000	125
Constance (2007) ¹⁹⁴	Atorvastatin 20	NONE	218
	Simvastatin 40	Ezetimibe 10	220
	Simvastatin 20	Ezetimibe 10	219
	Simvastatin 20-40	Ezetimibe 10	439
Isaacsohn (1997) ¹⁶³	Atorvastatin 80	NONE	16
	Simvastatin 40	C-pol 20000	10
	Atorvastatin 40	C-pol 20000	11
	Mixed 40	C-pol 20000	21

Outcome / Trial	Statin Dose (mg/day)	Non-statin drug Dose (mg/day)	Number of participants
Kos Pharm (MA-14) ¹⁰⁴	Lovastatin 40	NONE	29
	Lovastatin 10	Niacin (ER) 2500	30
	Lovastatin 20	Niacin (ER) 2500	24
	Lovastatin 40	Niacin (ER) 2500	23
	Lovastatin 10-40	Niacin (ER) 2500	77
Kos Pharm (MA-06) ¹⁰⁵	Lovastatin 40	NONE	53
	Lovastatin 20	Niacin (ER) 1000	40
	Lovastatin 40	Niacin (ER) 2000	42
	<i>Lovastatin 40</i>	<i>Niacin (ER) 1000-2000</i>	82
HDL-c - Lower dose statin plus nonstatin in combination compared with higher dose monotherapy using the same statin			
Durrington (2004) ¹²⁵	Rosuvastatin 40	NONE	51
	Rosuvastatin 5	Fenofibrate 67	60
	Rosuvastatin 10	Fenofibrate 67	53
	Rosuvastatin 5-10	Fenofibrate 67	113
HDL-c – high risk participants			
Goldberg (2006) ¹⁴⁴	Atorvastatin 10	NONE	237
	Atorvastatin 20	NONE	240
	Atorvastatin 40	NONE	241
	<i>Atorvastatin 10-40</i>	<i>NONE</i>	718
	Simvastatin 20	Ezetimibe 10	238
	Simvastatin 40	Ezetimibe 10	242
	<i>Simvastatin 20-40</i>	<i>Ezetimibe 10</i>	480
HDL-c – participants with diabetes mellitus			
Goldberg (2006) ¹⁴⁴	Atorvastatin 10	NONE	237
	Atorvastatin 20	NONE	240
	Atorvastatin 40	NONE	241
	<i>Atorvastatin 10-40</i>	<i>NONE</i>	718
	Simvastatin 20	Ezetimibe 10	238
	Simvastatin 40	Ezetimibe 10	242
	<i>Simvastatin 20-40</i>	<i>Ezetimibe 10</i>	480
Total cholesterol: HDL-c ratio			
Durrington (2004) ¹²⁵	Rosuvastatin 40	NONE	51
	Rosuvastatin 5	Fenofibrate 67	60
	Rosuvastatin 10	Fenofibrate 67	53
	<i>Rosuvastatin 5-40</i>	<i>Fenofibrate 67</i>	113

Outcome / Trial	Statin Dose (mg/day)	Non-statin drug Dose (mg/day)	Number of participants
McKenney (2007_2) ¹³⁹	Rosuvastatin 40	NONE	73
	Atorvastatin 40	Niacin (ER) 2000	60
	Rosuvastatin 20	Niacin (ER) 1000	65
	Mixed 20-40	Niacin (ER) 1000-2000	125
Constance (2007) ¹⁹⁴	Atorvastatin 20	NONE	218
	Simvastatin 40	Ezetimibe 10	220
	Simvastatin 20	Ezetimibe 10	219
	Simvastatin 20-40	Ezetimibe 10	439
Goldberg (2006) ¹⁴⁴	Atorvastatin 10	NONE	237
	Atorvastatin 20	NONE	240
	Atorvastatin 40	NONE	241
	<i>Atorvastatin 10-40</i>	<i>NONE</i>	<i>718</i>
	Simvastatin 20	Ezetimibe 10	238
	Simvastatin 40	Ezetimibe 10	242
	<i>Simvastatin 20-40</i>	<i>Ezetimibe 10</i>	<i>480</i>
Total cholesterol: HDL-c ratio – high risk participants			
Goldberg (2006) ¹⁴⁴	Atorvastatin 10	NONE	237
	Atorvastatin 20	NONE	240
	Atorvastatin 40	NONE	241
	<i>Atorvastatin 10-40</i>	<i>NONE</i>	<i>718</i>
	Simvastatin 20	Ezetimibe 10	238
	Simvastatin 40	Ezetimibe 10	242
	<i>Simvastatin 20-40</i>	<i>Ezetimibe 10</i>	<i>480</i>
Total cholesterol: HDL-c ratio – participants with diabetes mellitus			
Goldberg (2006) ¹⁴⁴	Atorvastatin 10	NONE	237
	Atorvastatin 20	NONE	240
	Atorvastatin 40	NONE	241
	<i>Atorvastatin 10-40</i>	<i>NONE</i>	<i>718</i>
	Simvastatin 20	Ezetimibe 10	238
	Simvastatin 40	Ezetimibe 10	242
	<i>Simvastatin 20-40</i>	<i>Ezetimibe 10</i>	<i>480</i>

Abbreviations: C-amine = colestyramine, C-lam = colesevelam, C-pol = colesipol, ER = extended release (niacin)

Table E-3. Within-trial, within-treatment pooling of multiple treatment group data for adverse events and treatment adherence

Outcome / Trial	Statin Dose (mg/day)	Non-statin drug Dose (mg/day)	Number of participants
Cancer			
Kos Pharm (MA-06) ¹⁰⁵	Lovastatin 40	NONE	61
	Lovastatin 20	Niacin (ER) 1000	57
	Lovastatin 40	Niacin (ER) 2000	57
	Lovastatin 20-40	Niacin (ER) 1000-2000	114
CPK above 10 times the upper limit of normal			
Feldman (2004) ⁴⁷	Simvastatin 40	NONE	248
	Simvastatin 10	Ezetimibe 10	245
	Simvastatin 20	Ezetimibe 10	109
	Simvastatin 40	Ezetimibe 10	97
	Simvastatin 10-40	Ezetimibe 10	451
Durrington (2004) ¹²⁵	Rosuvastatin 40	NONE	53
	Rosuvastatin 5	Fenofibrate 67	60
	Rosuvastatin 10	Fenofibrate 67	55
	Rosuvastatin 5-10	Fenofibrate 67	115
Capuzzi (2003) ¹⁵⁵	Rosuvastatin 40	NONE	46
	Rosuvastatin 10	Niacin (ER) 2000	80
	Rosuvastatin 40	Niacin (ER) 1000	72
	Rosuvastatin 10-40	Niacin (ER) 1000-2000	152
	McKenney (2007) ¹³⁹	Rosuvastatin 40	NONE
Simvastatin 40		Ezetimibe 10	72
Rosuvastatin 40		NONE	73
Rosuvastatin 20		Niacin (ER) 1000	65
Atorvastatin 40		Niacin (ER) 2000	60
Mixed 20-40		Niacin (ER) 1000-2000	125
Kos Pharm (MA-14) ¹⁰⁴		Lovastatin 40	NONE
	Lovastatin 10	Niacin (ER) 2500	34
	Lovastatin 20	Niacin (ER) 2500	34
	Lovastatin 40	Niacin (ER) 2500	32
	Lovastatin 10-40	Niacin (ER) 2500	100
Kos Pharm (MA-06) ¹⁰⁵	Lovastatin 40	NONE	61
	Lovastatin 20	Niacin (ER) 1000	57
	Lovastatin 40	Niacin (ER) 2000	57
	Lovastatin 40	Niacin (ER) 1000-2000	114
CPK above 10 times the upper limit of normal - Lower dose statin plus nonstatin in combination compared with higher dose monotherapy using the same statin			
Feldman (2004) ⁴⁷	Simvastatin 40	NONE	248
	Simvastatin 10	Ezetimibe 10	245
	Simvastatin 20	Ezetimibe 10	109
	Simvastatin 40	Ezetimibe 10	97
	Simvastatin 10-40	Ezetimibe 10	451
Durrington (2004) ¹²⁵	Rosuvastatin 40	NONE	53
	Rosuvastatin 5	Fenofibrate 67	60
	Rosuvastatin 10	Fenofibrate 67	55
	Rosuvastatin 5-10	Fenofibrate 67	115

Elevated serum AST, ALT or hepatitis

Feldman (2004) ⁴⁷	Simvastatin 40	NONE	248
	Simvastatin 10	Ezetimibe 10	245
	Simvastatin 20	Ezetimibe 10	109
	Simvastatin 40	Ezetimibe 10	97
	Simvastatin 10-40	Ezetimibe 10	451
Insull (2004) ¹⁸²	Lovastatin 40	NONE	33
	Lovastatin 10	Niacin (ER) 2500	34
	Lovastatin 20	Niacin (ER) 2500	34
	Lovastatin 40	Niacin (ER) 2500	32
	Lovastatin 10-40	Niacin (ER) 2500	100
Durrington (2004) ¹²⁵	Rosuvastatin 40	NONE	53
	Rosuvastatin 5	Fenofibrate 67	60
	Rosuvastatin 10	Fenofibrate 67	55
	Rosuvastatin 5-10	Fenofibrate 67	115
Capuzzi (2003) ¹⁵⁵	Rosuvastatin 40	NONE	46
	Rosuvastatin 10	Niacin (ER) 2000	80
	Rosuvastatin 40	Niacin (ER) 1000	72
	Rosuvastatin 10-40	Niacin (ER) 1000-2000	152
	Hunninghake (2003) ¹²⁸	Lovastatin 40	NONE
Lovastatin 20		Niacin (ER) 1000	57
Lovastatin 40		Niacin (ER) 2000	57
Lovastatin 20-40		Niacin (ER) 1000-2000	114
Athyros (2001) ⁵⁰		Atorvastatin 20	NONE
	Pravastatin 20	Gemfibrozil 1200	133
	Simvastatin 20	Gemfibrozil 1200	129
	Mixed 20	Gemfibrozil 1200	262
Davidson (2001) ¹⁸⁵	Lovastatin 10	NONE	26
	Lovastatin 10	C-lam 2300	23
	Lovastatin 10	C-lam 2300	27
	Lovastatin 10	C-lam 300	50
Constance (2007) ¹⁹⁴	Atorvastatin 20	NONE	219
	Simvastatin 20	Ezetimibe 10	220
	Simvastatin 40	Ezetimibe 10	222
	Simvastatin 20-40	Ezetimibe 10	442
Kos Pharm (MA-14) ¹⁰⁴	Lovastatin 40	NONE	33
	Lovastatin 10	Niacin (ER) 2500	34
	Lovastatin 20	Niacin (ER) 2500	34
	Lovastatin 40	Niacin (ER) 2500	32
	Lovastatin 10-40	Niacin (ER) 2500	100
Ballantyne (2008_a) ¹⁵⁰	Simvastatin 20	NONE	114
	Simvastatin 20	Niacin (ER) 1000	123
	Simvastatin 20	Niacin (ER) 2000	64
	Simvastatin 20	Niacin (ER) 1000-2000	187
Ballantyne (2008_b) ¹⁷¹	Simvastatin 20	NONE	119
	Simvastatin 20	Niacin (ER) 1000	116
	Simvastatin 20	Niacin (ER) 2000	100
	Simvastatin 20	Niacin (ER) 1000-2000	216

Elevated serum AST, ALT or hepatitis - Lower dose statin plus nonstatin in combination compared with higher dose monotherapy using the same statin

Feldman (2004)⁴⁷	Simvastatin 40	NONE	248
	Simvastatin 10	Ezetimibe 10	245
	Simvastatin 20	Ezetimibe 10	109
	Simvastatin 40	Ezetimibe 10	97
	Simvastatin 10-40	Ezetimibe 10	451
Durrington (2004)¹²⁵	Rosuvastatin 40	NONE	53
	Rosuvastatin 5	Fenofibrate 67	60
	Rosuvastatin 10	Fenofibrate 67	55
	Rosuvastatin 5-10	Fenofibrate 67	115
Myalgia Kosoglou (2004- b)¹⁸¹	Lovastatin 20	NONE	8
	Lovastatin 20	Ezetimibe 10	8
	Lovastatin 40	Ezetimibe 10	7
	Lovastatin 20-40	Ezetimibe 10	15
Durrington (2004)¹²⁵	Rosuvastatin 40	NONE	53
	Rosuvastatin 5	Fenofibrate 67	60
	Rosuvastatin 10	Fenofibrate 67	55
	Rosuvastatin 5-10	Fenofibrate 67	115
Capuzzi (2003)¹⁵⁵	Rosuvastatin 40	NONE	46
	Rosuvastatin 10	Niacin (ER) 2000	80
	Rosuvastatin 40	Niacin (ER) 1000	72
	Rosuvastatin 10-40	Niacin (ER) 1000-2000	152
Athyros (2001)⁵⁰	Atorvastatin 20	NONE	131
	Simvastatin 20	Gemfibrozil 1200	129
	Pravastatin 20	Gemfibrozil 1200	133
	Mixed 20	Gemfibrozil 1200	262
Davidson (2001)¹⁸⁵	Lovastatin 10	NONE	26
	Lovastatin 10	C-lam 2300	27
	Lovastatin 10	C-lam 2300	23
	Lovastatin 10	C-lam 2300	50
Myalgia - Lower dose statin plus nonstatin in combination compared with higher dose monotherapy using the same statin			
Durrington (2004)¹²⁵	Rosuvastatin 40	NONE	53
	Rosuvastatin 5	Fenofibrate 67	60
	Rosuvastatin 10	Fenofibrate 67	55
	Rosuvastatin 5-10	Fenofibrate 67	115
Rhabdomyolysis Feldman (2004)⁴⁷	Simvastatin 40	NONE	253
	Simvastatin 10	Ezetimibe 10	251
	Simvastatin 20	Ezetimibe 10	109
	Simvastatin 40	Ezetimibe 10	97
	Simvastatin 10-40	Ezetimibe 10	457

Kos Pharm (MA-14) ¹⁰⁴	Lovastatin 40	NONE	33
	Lovastatin 10	Niacin (ER) 2500	34
	Lovastatin 20	Niacin (ER) 2500	34
	Lovastatin 40	Niacin (ER) 2500	32
	<i>Lovastatin 10-40</i>	<i>Niacin (ER) 2500</i>	100
Ballantyne (2008_a) ¹⁵⁰	Simvastatin 20	NONE	114
	Simvastatin 20	Niacin (ER) 1000	123
	Simvastatin 20	Niacin (ER) 2000	64
	<i>Simvastatin 20</i>	<i>Niacin (ER) 1000-2000</i>	187
Ballantyne (2008_b) ¹⁷¹	Simvastatin 20	NONE	119
	Simvastatin 20	Niacin (ER) 1000	116
	Simvastatin 20	Niacin (ER) 2000	100
	<i>Simvastatin 20</i>	<i>Niacin (ER) 1000-2000</i>	216

Rhabdomyolysis - Lower dose statin plus nonstatin in combination compared with higher dose monotherapy using the same statin

Feldman (2004) ⁴⁷	Simvastatin 40	NONE	253
	Simvastatin 10	Ezetimibe 10	251
	Simvastatin 20	Ezetimibe 10	109
	Simvastatin 40	Ezetimibe 10	97
	<i>Simvastatin 10-40</i>	<i>Ezetimibe 10</i>	457

Serious adverse events

Feldman (2004) ⁴⁷	Simvastatin 40	NONE	253
	Simvastatin 10	Ezetimibe 10	251
	Simvastatin 20	Ezetimibe 10	109
	Simvastatin 40	Ezetimibe 10	97
	<i>Simvastatin 10-40</i>	<i>Ezetimibe 10</i>	457
Kos Pharm (MA-14) ¹⁰⁴	Lovastatin 40	NONE	33
	Lovastatin 10	Niacin (ER) 2500	34
	Lovastatin 20	Niacin (ER) 2500	34
	Lovastatin 40	Niacin (ER) 2500	32
	<i>Lovastatin 10-40</i>	<i>Niacin (ER) 2500</i>	100
Ballantyne (2008_a) ¹⁵⁰	Simvastatin 20	NONE	114
	Simvastatin 20	Niacin (ER) 1000	123
	Simvastatin 20	Niacin (ER) 2000	64
	<i>Simvastatin 20</i>	<i>Niacin (ER) 1000-2000</i>	187
Ballantyne (2008_b) ¹⁷¹	Simvastatin 20	NONE	119
	Simvastatin 20	Niacin (ER) 1000	116
	Simvastatin 20	Niacin (ER) 2000	100
	<i>Simvastatin 20</i>	<i>Niacin (ER) 1000-2000</i>	216

Serious adverse events - Lower dose statin plus nonstatin in combination compared with higher dose monotherapy using the same statin

Feldman (2004) ⁴⁷	Simvastatin 40	NONE	253
	Simvastatin 10	Ezetimibe 10	251
	Simvastatin 20	Ezetimibe 10	109
	Simvastatin 40	Ezetimibe 10	97
	<i>Simvastatin 10-40</i>	<i>Ezetimibe 10</i>	457

Total adverse events

Feldman (2004) ⁴⁷	Simvastatin 40	NONE	253
	Simvastatin 10	Ezetimibe 10	251
	Simvastatin 20	Ezetimibe 10	109
	Simvastatin 40	Ezetimibe 10	97

	Simvastatin 10-40	Ezetimibe 10	457
Insull (2004)¹⁸²	Lovastatin 40	NONE	33
	Lovastatin 10	Niacin (ER) 2500	34
	Lovastatin 20	Niacin (ER) 2500	34
	Lovastatin 40	Niacin (ER) 2500	32
	Lovastatin 10-40	Niacin (ER) 2500	100
Durrington (2004)¹²⁵	Rosuvastatin 40	NONE	53
	Rosuvastatin 5	Fenofibrate 67	60
	Rosuvastatin 10	Fenofibrate 67	55
	Rosuvastatin 5-10	Fenofibrate 67	115
Capuzzi (2003)¹⁵⁵	Rosuvastatin 40	NONE	46
	Rosuvastatin 10	Niacin (ER) 2000	80
	Rosuvastatin 40	Niacin (ER) 1000	72
	Rosuvastatin 10-40	Niacin (ER) 1000-2000	152
Johansson (1995)¹³⁷	Simvastatin 40	NONE	26
	Simvastatin 20	C-pol 5000	29
	Simvastatin 20	C-pol 10000	28
	Simvastatin 20	C-pol 5000-10000	57
Kos Pharm (MA-14)¹⁰⁴	Lovastatin 40	NONE	33
	Lovastatin 10	Niacin (ER) 2500	34
	Lovastatin 20	Niacin (ER) 2500	34
	Lovastatin 40	Niacin (ER) 2500	32
	Lovastatin 10-40	Niacin (ER) 2500	100
Kos Pharm (MA-06)¹⁰⁵	Lovastatin 40	NONE	61
	Lovastatin 20	Niacin (ER) 1000	57
	Lovastatin 40	Niacin (ER) 2000	57
	Lovastatin 20-40	Niacin (ER) 1000-2000	114
Ballantyne (2008_a)¹⁵⁰	Simvastatin 20	NONE	114
	Simvastatin 20	Niacin (ER) 1000	123
	Simvastatin 20	Niacin (ER) 2000	64
	Simvastatin 20	Niacin (ER) 1000-2000	187
Ballantyne (2008_b)¹⁷¹	Simvastatin 20	NONE	119
	Simvastatin 20	Niacin (ER) 1000	116
	Simvastatin 20	Niacin (ER) 2000	100
	Simvastatin 20	Niacin (ER) 1000-2000	216
Total adverse events - Lower dose statin plus nonstatin in combination compared with higher dose monotherapy using the same statin			
Feldman (2004)⁴⁷	Simvastatin 40	NONE	253
	Simvastatin 10	Ezetimibe 10	251
	Simvastatin 20	Ezetimibe 10	109
	Simvastatin 40	Ezetimibe 10	97
	Simvastatin 10-40	Ezetimibe 10	457
Durrington (2004)¹²⁵	Rosuvastatin 40	NONE	53

	Rosuvastatin 5	Fenofibrate 67	60
	Rosuvastatin 10	Fenofibrate 67	55
Johansson (1995)¹³⁷	Rosuvastatin 5-10	Fenofibrate 67	115
	Simvastatin 40	NONE	26
	Simvastatin 20	C-pol 5000	29
	Simvastatin 20	C-pol 10000	28
	Simvastatin 20	C-pol 5000-10000	57
Treatment Adherence			
Capuzzi (2003)¹⁵⁵	Rosuvastatin 40	NONE	46
	Rosuvastatin 10	Niacin (ER) 2000	80
	Rosuvastatin 40	Niacin (ER) 1000	72
	Rosuvastatin 10-40	Niacin (ER) 1000-2000	152
Hunninghake (2001)¹³³	Atorvastatin 10	NONE	19
	Atorvastatin 80	NONE	20
	Atorvastatin 10-80	NONE	39
	Atorvastatin 10	C-lam 3800	19
Eriksson (1998)¹⁹⁰	Pravastatin 20	NONE	403
	Pravastatin 40	NONE	409
	Pravastatin 20-40	NONE	812
	Pravastatin 20	chlestyramine 8000	261
Johansson (1995)¹³⁷	Simvastatin 40	NONE	26
	Simvastatin 20	C-pol 5000	29
	Simvastatin 20	C-pol 10000	28
	Simvastatin 20	C-pol 5000-10000	57
McKenney (2007)¹³⁹	Rosuvastatin 40	NONE	73
	Simvastatin 40	Ezetimibe 10	72
	Rosuvastatin 40	NONE	73
	Rosuvastatin 20	Niacin (ER) 1000	65
	Atorvastatin 40	Niacin (ER) 2000	60
	Mixed 20-40	Niacin (ER) 1000-2000	125
Treatment Adherence - Lower dose statin plus nonstatin in combination compared with higher dose monotherapy using the same statin			
Johansson (1995)¹³⁷	Simvastatin 40	NONE	26
	Simvastatin 20	C-pol 5000	29
	Simvastatin 20	C-pol 10000	28
	Simvastatin 20	C-pol 5000-10000	57
Withdrawal due to adverse events			
Feldman (2004)⁴⁷	Simvastatin 40	NONE	253
	Simvastatin 10	Ezetimibe 10	251
	Simvastatin 20	Ezetimibe 10	109
	Simvastatin 40	Ezetimibe 10	97
	Simvastatin 10-40	Ezetimibe 10	457
Durrington (2004)¹²⁵	Rosuvastatin 40	NONE	53
	Rosuvastatin 5	Fenofibrate 67	60
	Rosuvastatin 10	Fenofibrate 67	55

	Rosuvastatin 5-10	Fenofibrate 67	115
Gagne (2002)¹³²	Mixed 80	NONE	17
	Mixed 40	Ezetimibe 10	16
	Mixed 80	Ezetimibe 10	17
	Mixed 40-80	Ezetimibe 10	33
Athyros (2001)⁵⁰	Atorvastatin 20	NONE	134
	Simvastatin 20	Gemfibrozil 1200	136
	Pravastatin 20	Gemfibrozil 1200	135
	<i>Mixed 20</i>	<i>Gemfibrozil 1200</i>	271
Hunninghake (2001)¹³³	Atorvastatin 10	NONE	19
	Atorvastatin 80	NONE	20
	Atorvastatin 10-80	NONE	39
	Atorvastatin 10	C-lam 3800	19
Davidson (2001)¹⁸⁵	Lovastatin 10	NONE	26
	Lovastatin 10	C-lam 2300	27
	Lovastatin 10	C-lam 2300	23
	Lovastatin 10	C-lam 2300	50
PMSG II (1993)¹⁹¹	Pravastatin 40	NONE	63
	Pravastatin 80	NONE	63
	Pravastatin 40-80	NONE	126
	Pravastatin 40	chlestyramine 24000	64
Constance (2007)¹⁹⁴	Atorvastatin 20	NONE	219
	Simvastatin 20	Ezetimibe 10	220
	Simvastatin 40	Ezetimibe 10	222
	Simvastatin 20-40	Ezetimibe 10	442
Kos Pharm (MA-14)¹⁰⁴	Lovastatin 40	NONE	33
	Lovastatin 10	Niacin (ER) 2500	34
	Lovastatin 20	Niacin (ER) 2500	34
	Lovastatin 40	Niacin (ER) 2500	32
	Lovastatin 10-40	Niacin (ER) 2500	100
Kos Pharm (MA-06)¹⁰⁵	Lovastatin 40	NONE	61
	Lovastatin 20	Niacin (ER) 1000	57
	Lovastatin 40	Niacin (ER) 2000	57
	Lovastatin 20-40	Niacin (ER) 1000-2000	114
Ballantyne (2008_a)¹⁵⁰	Simvastatin 20	NONE	114
	Simvastatin 20	Niacin (ER) 1000	123
	Simvastatin 20	Niacin (ER) 2000	64
	Simvastatin 20	Niacin (ER) 1000-2000	187
Ballantyne (2008_b)¹⁷¹	Simvastatin 20	NONE	119
	Simvastatin 20	Niacin (ER) 1000	116
	Simvastatin 20	Niacin (ER) 2000	100
	Simvastatin 20	Niacin (ER) 1000-2000	216
Withdrawal due to adverse events - Lower dose statin plus nonstatin in combination compared with higher dose monotherapy using the same statin			
Feldman (2004)⁴⁷	Simvastatin 40	NONE	253

Durrington
(2004)¹²⁵

Simvastatin 10	Ezetimibe 10	251
Simvastatin 20	Ezetimibe 10	109
Simvastatin 40	Ezetimibe 10	97
Simvastatin 10-40	Ezetimibe 10	457
Rosuvastatin 40	NONE	53
Rosuvastatin 5	Fenofibrate 67	60
Rosuvastatin 10	Fenofibrate 67	55
Rosuvastatin 5-10	Fenofibrate 67	115

Abbreviations: C-amine = colestyramine, C-lam = colesevelam, C-pol = colesipol, ER = extended release (niacin)

Appendix F: Included Evidence

This appendix contains details of all trial treatment groups included in syntheses.

Abbreviations: 1° HC = primary hypercholesterolemia, AAC = adequate allocation concealment, ALT = alanine transaminase, AST = aspartate transaminase, ATP III = Adult Treatment Panel III (of the National Cholesterol Education Program), C-amine = cholestyramine, C-lam = colesevelam, C-pol = colestipol, CAD = coronary artery disease, CHD = coronary heart disease, combo = combination therapy, CPK = creatine phosphokinase, DM = diabetes mellitus, Ext Rls = extended release (niacin), FHC = familial hypercholesterolemia, HC = hypercholesterolemia, HDL-c = high density lipoprotein cholesterol, Imm Rls = immediate release (niacin), ITTA = intention to treat analysis, LDL-c = low density lipoprotein cholesterol, mono = monotherapy, N = number, Slow Rls = slow release (niacin), T2DM = type 2 diabetes mellitus, wk = week

Included Evidence for Ezetimibe plus Statin Therapy Compared With Statin Monotherapy

This set of tables present all the randomized controlled trial data employed in evidence synthesis. The data falls into one or more of the following categories for the outcomes:

- All statins, all doses, all clinical populations. These are clinically diverse trials, to investigate a common drug effect. This category includes analyses for all types of statin, comparing similar or closest possible statin doses in the two investigated interventions (i.e. statin-ezetimibe combination therapy, and statin monotherapy). It includes trials of any duration – short-term trials of less than 24 weeks duration, and long-term trials of 24 weeks or longer follow-up. It includes trials with inadequate, unclear or adequate allocation concealment.
- All statins, lower versus higher doses, all clinical populations. These are clinically diverse trials to investigate a potential advantage of higher dose statin monotherapy over combination therapy with a lower dose of the same statin plus ezetimibe. In other words, this category includes statin specific analyses comparing lower doses of statin-ezetimibe combination with a higher dose of the same statin monotherapy. It includes trials of any duration – short-term trials of less than 24 weeks duration, and long-term trials of 24 weeks or longer follow-up. It includes trials with inadequate, unclear or adequate allocation concealment.
- All statins, all doses, intensive lipid lowering populations and clinical subgroups. These are a variety of relatively clinically homogenous populations, to investigate effects among specific groups within clinical diversity. This category includes statin non-specific analyses comparing similar or closest possible statin doses in the two investigated interventions (i.e. statin-ezetimibe combination, and statin monotherapy). It includes trials of any duration – short-term trials of less than 24 weeks duration, and long-term trials of 24 weeks or longer follow-up. It includes trials with inadequate, unclear or adequate allocation concealment.

- All statins, lower versus higher doses, intensive lipid lowering populations and clinical subgroups. These are a variety of relatively clinically homogenous populations, to investigate potential advantage of higher dose statin monotherapy over combination therapy with a lower dose of the same statin plus ezetimibe, among diverse clinical subgroups. This category includes statin specific analyses comparing lower doses of statin-ezetimibe combination therapy with a higher dose of the same statin monotherapy. It includes trials of any duration – short-term trials of less than 24 weeks duration, and long-term trials of 24 weeks or longer follow-up. It includes trials with inadequate, unclear or adequate allocation concealment.
- **Note, when all the trial data in a category is included as a whole in a prior category, then that category is not reported in the appendix. Also adverse event outcomes were assessed in all trial populations and not specific clinical groups. Non-HDL-c and triglycerides were investigated in the diabetes mellitus subgroup only – no evidence was available for triglycerides**

Table F-1. Longer-term outcomes (clinical outcomes, serious adverse events and cancer) using ezetimibe plus statin therapy compared with statin monotherapy

Trial	Population	Combination Statin Dose (mg/day)	Combo N	Monotherapy Statin Dose (mg/day)	Mono N	Follow-up (wk)	Trial Baseline LDL-c (mg/dL)	Combo/mono: number of participants with events Odds ratio (95% CI)	AAC	Jadad Score	ITTA
All-cause Mortality: all statins, all doses, all clinical populations											
Ballantyne (2003) ¹²⁶ Ezetimibe Study Group International Pharm. Fund Multicentre	1° HC, heterogeneous 10-year CHD risk estimates	Atorvastatin 80	201	Atorvastatin 80	45	52	183	0/0	unclear	2	No
Goldberg (2004) ⁴⁸ Ezetimibe Study Group International Pharm. fund	1° HC, heterogeneous 10-year CHD risk estimates	Simvastatin 10-80	539	Simvastatin 20-80	229	48	175	0/0	Adequate	5	No
Landray (2006) ¹⁶⁶ UK-HARP-II Europe Pharm. Fund Multicentre	Participants with renal disease and without definitive indication for cholesterol lowering	Simvastatin 20	98	Simvastatin 20	102	24	119	3/0 7.86 (0.81, 76.45)	Adequate	2	Yes
Gaudiani (2005) ¹²¹ North America Pharm. Fund Multicentre	Participants with T2DM on stable thiazolidinediones, some of whom had previously completed a simvastatin trial, with LDL-c > 100 mg/dL	Simvastatin 20	104	Simvastatin 40	110	24	93	0/0	unclear	3	No

Trial	Population	Combination Statin Dose (mg/day)	Combo N	Monotherapy Statin Dose (mg/day)	Mono N	Follow-up (wk)	Trial Baseline LDL-c (mg/dL)	Combo/mono: number of participants with events Odds ratio (95% CI)	AAC	Jadad Score	ITTA
Rodney (2006) ¹¹¹ Pharm. Fund Multicentre	African descent, 1° HC	Simvastatin 20	124	Simvastatin 20	123	12	176	0/0	Adequate	5	No
Melani (2003) ¹²⁷ Ezetimibe Study Group North America Pharm. Fund Multicentre	1° HC, heterogeneous 10-year CHD risk estimates	Pravastatin 10-40	184	Pravastatin 10-40	192	12	178	0/0	Adequate	4	Yes
Kerzner (2003) ¹²⁹ Ezetimibe Study Group North America Pharm. Fund Multicentre	1° HC, heterogeneous 10-year CHD risk estimates	Lovastatin 10-40	192	Lovastatin 10-40	220	12	179	0/0	unclear	3	Yes
Constance (2007) ¹⁹⁴ International Pharm. fund	Participants with T2DM on low dose atorvastatin	Simvastatin 20-40	442	Atorvastatin 20	219	8	94	1/1 0.47 (0.02, 8.88)	Adequate	3	No
Farnier (2005) ¹¹⁴ International Pharm. Fund Multicentre	Participants with CAD on low dose simvastatin	Simvastatin 10-20	181	Simvastatin 10-20	191	6	123	0/0	unclear	5	No

Trial	Population	Combination Statin Dose (mg/day)	Combo N	Monotherapy Statin Dose (mg/day)	Mono N	Follow-up (wk)	Trial Baseline LDL-c (mg/dL)	Combo/mono: number of participants with events Odds ratio (95% CI)	AAC	Jadad Score	ITTA
Cruz-Fernandez (2005) ¹¹⁵ International Pharm. Fund Multicentre	Participants with CAD on low dose atorvastatin	Atorvastatin 10-20	220	Atorvastatin 10-20	230	6	122	0/1 0.14 (0.00, 7.13)	unclear	4	No
Brohet (2005) ¹¹⁶ Europe Pharm. Fund Multicentre	Participants with CAD on low dose simvastatin	Simvastatin 10-20	208	Simvastatin 10-20	210	6	123	0/0	unclear	5	No
Pearson (2005) ¹¹⁷ EASE North America Pharm. Fund Multicentre	Participants not meeting ATP III target LDL-c despite statin therapy	Mixed	1965	Mixed	992	6	129	0/0	Adequate	4	No
Blagden (2007) ¹⁴⁰ Europe Pharm. Fund Multicentre	Participants with CAD, statin naïve	Atorvastatin 10	72	Atorvastatin 10	76	6	157	0/0	unclear	4	Yes
Ballantyne (2007) ¹⁴² Europe Pharm. Fund Multicentre	CHD and risk equivalent	Rosuvastatin 40	238	Rosuvastatin 40	230	6	190	1/0 7.14 (0.14, 360.28)	unclear	1	No

Trial	Population	Combination Statin Dose (mg/day)	Combo N	Monotherapy Statin Dose (mg/day)	Mono N	Follow-up (wk)	Trial Baseline LDL-c (mg/dL)	Combo/mono: number of participants with events Odds ratio (95% CI)	AAC	Jadad Score	ITTA
Patel (2006) ¹⁴³ Europe Pharm. Fund Multicentre	Participants with CAD not on recent lipid lowering drug treatment	Simvastatin 20	76	Simvastatin 20	75	6	160	0/1 0.13 (0.00, 6.73)	unclear	3	No
Goldberg (2006) ¹⁴⁴ VYTAL North America Pharm. Fund Multicentre	T2DM, hemoglobin A-1c < 8.5% and LDL-c > 100 mg/dL	Simvastatin 20-40	494	Atorvastatin 10-40	732	6	145	0/1 0.19 (0.00, 10.19)	Adequate	3	No
Catapano (2006_1) ¹⁹³ North America Pharm. Fund Multicentre	Hypercholesterolemia, heterogeneous 10-year CHD risk estimates	Simvastatin 20	492	Rosuvastatin 10	492	6	173	0/0	Adequate	3	No
Catapano (2006_2) ¹⁹³ North America Pharm. Fund Multicentre	Hypercholesterolemia, heterogeneous 10-year CHD risk estimates	Simvastatin 40	493	Rosuvastatin 20	495	6	173	0/0	Adequate	3	No
Catapano (2006_3) ¹⁹³ North America Pharm. Fund Multicentre	Hypercholesterolemia, heterogeneous 10-year CHD risk estimates	Simvastatin 80	493	Rosuvastatin 40	494	6	173	0/0	Adequate	3	No

Trial	Population	Combination Statin Dose (mg/day)	Combo N	Monotherapy Statin Dose (mg/day)	Mono N	Follow-up (wk)	Trial Baseline LDL-c (mg/dL)	Combo/mono: number of participants with events Odds ratio (95% CI)	AAC	Jadad Score	ITTA
Reckless (2008) ¹⁴⁹ INFORCE International Pharm. Fund Multicentre	CHD patients on previous stable statin dose	Simvastatin 40	213	Double the previous (mixed) statin dose	211	12	92.5	4/4 0.99 (0.24, 4.01)	Adequate	2	No
Roeters van Lennep (2008) ¹⁵¹ EASEGO Europe Pharm. Fund Multicentre	CHD and/or controlled type II DM patients not on target LDL-c despite prior low dose simvastatin or atorvastatin therapy	Simvastatin 40	178	Simvastatin 40 or Atorvastatin 20	189	12	115	0/0	Unclear	3	No
Gouni-Berthold (2008) ¹¹⁰ Europe Pharm. Fund Single	Healthy males with LDL-c < 190 mg/dL and < 60 years of age, previously not on lipid lowering treatment	Simvastatin 40	24	Simvastatin 40	24	2	114.5	0/0	Unclear	2	Yes
Conrad (2008) ¹⁵⁸ International Pharm. Fund Multicenter	Moderately high risk participants on atorvastatin 20 mg/day or statin naive and with LDL-c 100 mg/dL to ≤ 160 mg/dL	Atorvastatin 20	96	Atorvastatin 40	98	6	119	0/0	Adequate	5	No
Leiter (2008) ¹⁵⁹ North America Pharm. Fund Multicenter	Participants with or without prior lipid lowering therapy with 10-year CHD risk > 20%	Atorvastatin 40	286	Atorvastatin 80	289	6	89	0/0	Adequate	5	No

Trial	Population	Combination Statin Dose (mg/day)	Combo N	Monotherapy Statin Dose (mg/day)	Mono N	Follow-up (wk)	Trial Baseline LDL-c (mg/dL)	Combo/mono: number of participants with events Odds ratio (95% CI)	AAC	Jadad Score	ITTA
Dobs (2003) ¹⁶⁹ Fund Multicenter	Participants of mixed 10 year CHD risk, with primary hyperlipidemia (LDL-c \geq 130 mg/dL) not controlled on simvastatin 20 mg/day	Simvastatin 20	34	Simvastatin 40	66	4	169	0/0	Adequate	5	Yes
Ballantyne (2005) ¹¹⁸ VYVA North America Pharm. Fund Multicenter	Participants with DM not at LDL-c ATP III goal off lipid lowering treatment	Simvastatin 10-80	220	Atorvastatin 10-80	206	6	178	0/1 0.13 (0.00, 6.39)	Adequate	2	No
All-cause Mortality: all statins, lower versus higher doses, all clinical populations											
Conrad (2008) ¹⁵⁸ International Pharm. Fund Multicenter	Moderately high risk participants on atorvastatin 20 mg/day or statin naive and with LDL-c 100 mg/dL to \leq 160 mg/dL	Atorvastatin 20	96	Atorvastatin 40	98	6	119	0/0	Adequate	5	No
Gaudiani (2005) ¹²¹ North America Pharm. Fund Multicentre	Participants with T2DM on stable thiazolidinediones, some of whom had previously completed a simvastatin trial, with LDL-c $>$ 100 mg/dL	Simvastatin 20	104	Simvastatin 40	110	24	93	0/0	unclear	3	No

Trial	Population	Combination Statin Dose (mg/day)	Combo N	Monotherapy Statin Dose (mg/day)	Mono N	Follow-up (wk)	Trial Baseline LDL-c (mg/dL)	Combo/mono: number of participants with events Odds ratio (95% CI)	AAC	Jadad Score	ITTA
Roeters van Lennep (2008) ¹⁵¹ EASEGO Europe Pharm. Fund Multicentre	CHD and/or controlled type II DM patients not on target LDL-c despite prior low dose simvastatin or atorvastatin therapy	Simvastatin 20	110	Simvastatin 40	115	12	115	0/0	Unclear	3	No
Dobs (2003) ¹⁶⁹ Pharm. Fund Multicenter	Participants of mixed 10 year CHD risk, with primary hyperlipidemia (LDL-c \geq 130 mg/dL) not controlled on simvastatin 20 mg/day	Simvastatin 20	34	Simvastatin 40	66	4	169	0/0	Adequate	5	Yes
All-cause mortality: all statins, all doses, intensive lipid lowering populations and clinical subgroups											
Farnier (2005) ¹¹⁴ International Pharm. Fund Multicentre	Participants with CAD on low dose simvastatin	Simvastatin 10-20	181	Simvastatin 10-20	191	6	123	0/0	unclear	5	No
Cruz-Fernandez (2005) ¹¹⁵ International Pharm. Fund Multicentre	Participants with CAD on low dose atorvastatin	Atorvastatin 10-20	220	Atorvastatin 10-20	230	6	122	0/1 0.14 (0.00, 7.13)	unclear	4	No
Brohet (2005) ¹¹⁶ Europe Pharm. Fund Multicentre	Participants with CAD on low dose simvastatin	Simvastatin 10-20	208	Simvastatin 10-20	210	6	123	0/0	unclear	5	No

Trial	Population	Combination Statin Dose (mg/day)	Combo N	Monotherapy Statin Dose (mg/day)	Mono N	Follow-up (wk)	Trial Baseline LDL-c (mg/dL)	Combo/mono: number of participants with events Odds ratio (95% CI)	AAC	Jadad Score	ITTA
Gaudiani (2005) ¹²¹ North America Pharm. Fund Multicentre	Participants with T2DM on stable thiazolidinediones, some of whom had previously completed a simvastatin trial, with LDL-c > 100 mg/dL	Simvastatin 20	104	Simvastatin 40	110	24	93	0/0	unclear	3	No
Blagden (2007) ¹⁴⁰ Europe Pharm. Fund Multicentre	Participants with CAD, statin naïve	Atorvastatin 10	72	Atorvastatin 10	76	6	157	0/0	unclear	4	Yes
Ballantyne (2007) ¹⁴² Europe Pharm. Fund Multicentre	CHD and risk equivalent	Rosuvastatin 40	238	Rosuvastatin 40	230	6	190	1/0 7.14 (0.14, 360.28)	unclear	1	No
Patel (2006) ¹⁴³ Europe Pharm. Fund Multicentre	Participants with CAD not on recent lipid lowering drug treatment	Simvastatin 20	76	Simvastatin 20	75	6	160	0/1 0.13 (0.00, 6.73)	unclear	3	No
Goldberg (2006) ¹⁴⁴ VYTAL North America Pharm. Fund Multicentre	T2DM, hemoglobin A-1c < 8.5% and LDL-c > 100 mg/dL	Simvastatin 20-40	494	Atorvastatin 10-40	732	6	145	0/1 0.19 (0.00, 10.19)	Adequate	3	No

Trial	Population	Combination Statin Dose (mg/day)	Combo N	Monotherapy Statin Dose (mg/day)	Mono N	Follow-up (wk)	Trial Baseline LDL-c (mg/dL)	Combo/mono: number of participants with events Odds ratio (95% CI)	AAC	Jadad Score	ITTA
Constance (2007) ¹⁹⁴ International Pharm. fund	Participants with T2DM on low dose atorvastatin	Simvastatin 20-40	442	Atorvastatin 20	219	8	94	1/1 0.47 (0.02, 8.88)	Adequate	3	No
Reckless (2008) ¹⁴⁹ INFORCE International Pharm. Fund Multicentre	CHD patients on previous stable statin dose	Simvastatin 40	213	Double the previous (mixed) statin dose	211	12	92.5	4/4 0.99 (0.24, 4.01)	Adequate	2	No
Roeters van Lennep (2008) ¹⁵¹ EASEGO Europe Pharm. Fund Multicentre	CHD and/or controlled type II DM patients not on target LDL-c despite prior low dose simvastatin or atorvastatin therapy	Simvastatin 40	178	Simvastatin 40 or Atorvastatin 20	189	12	115	0/0	Unclear	3	No
Leiter (2008) ¹⁵⁹ North America Pharm. Fund Multicenter	Participants with or without prior lipid lowering therapy with 10-year CHD risk > 20%	Atorvastatin 40	286	Atorvastatin 80	289	6	89	0/0	Adequate	5	No
Ballantyne (2005) ¹¹⁸ VYVA North America Pharm. Fund Multicenter	Participants with DM not at LDL-c ATP III goal off lipid lowering treatment	Simvastatin 10-80	220	Atorvastatin 10-80	206	6	178	0/1 0.13 (0.00, 6.39)	Adequate	2	No

Trial	Population	Combination Statin Dose (mg/day)	Combo N	Monotherapy Statin Dose (mg/day)	Mono N	Follow-up (wk)	Trial Baseline LDL-c (mg/dL)	Combo/mono: number of participants with events Odds ratio (95% CI)	AAC	Jadad Score	ITTA
Catapno (2006) ¹⁹³ North America Pharm. Fund Multicenter	Participants with DM	Simvastatin 20	190	Rosuvastatin 10	185	6	173	0/0	Adequate	3	No
Rodney (2006) ¹¹¹ Pharm. Fund Multicentre	African descent, 1° HC	Simvastatin 20	124	Simvastatin 20	123	12	176	0/0	Adequate	5	No
Dobs (2003) ¹⁶⁹ Pharm. Fund Multicenter	Participants of mixed 10 year CHD risk, with primary hyperlipidemia (LDL-c \geq 130 mg/dL) not controlled on simvastatin 20 mg/day	Simvastatin 20	29	Simvastatin 40	15	4	169	0/0	Adequate	5	Yes
Reckless (2008) ¹⁴⁹ INFORCE International Pharm. Fund Multicentre	CHD patients on previous stable statin dose	Simvastatin 40	43	Double the previous (mixed) statin dose	41	12	92.5	1/1 0.95 (0.06, 15.75)	Adequate	2	No
All-cause mortality: all statins, lower versus higher doses, intensive lipid lowering populations and clinical subgroups											
Gaudiani (2005) ¹²¹ North America Pharm. Fund Multicentre	Participants with T2DM on stable thiazolidinediones, some of whom had previously completed a simvastatin trial, with LDL-c > 100 mg/dL	Simvastatin 20	104	Simvastatin 40	110	24	93	0/0	unclear	3	No

Trial	Population	Combination Statin Dose (mg/day)	Combo N	Monotherapy Statin Dose (mg/day)	Mono N	Follow-up (wk)	Trial Baseline LDL-c (mg/dL)	Combo/mono: number of participants with events Odds ratio (95% CI)	AAC	Jadad Score	ITTA
Roeters van Lennep (2008) ¹⁵¹ EASEGO Europe Pharm. Fund Multicentre	CHD and/or controlled type II DM patients not on target LDL-c despite prior low dose simvastatin or atorvastatin therapy	Simvastatin 20	110	Simvastatin 40	115	12	115	0/0	Unclear	3	No
Dobs (2003) ¹⁶⁹ Pharm. Fund Multicenter	Participants of mixed 10 year CHD risk, with primary hyperlipidemia (LDL-c \geq 130 mg/dL) not controlled on simvastatin 20 mg/day	Simvastatin 20	29	Simvastatin 40	15	4	169	0/0	Adequate	5	Yes
Vascular Death: all statins, all doses, all clinical populations											
Kastelein (2008) ⁴² ENHANCE International Pharm. fund	FHC, LDL-c > 210 mg/dL	Simvastatin 80	357	Simvastatin 80	363	96	318	2/1 1.98 (0.21, 19.14)	Adequate	3	No
Davidson (2002_1) ¹³⁰ Ezetimibe study group North America Pharm. Fund Multicentre	1° HC, heterogeneous 10-year CHD risk estimates	Simvastatin 10	61	Simvastatin 10	61	12	179	0/0	Adequate	4	No

Trial	Population	Combination Statin Dose (mg/day)	Combo N	Monotherapy Statin Dose (mg/day)	Mono N	Follow-up (wk)	Trial Baseline LDL-c (mg/dL)	Combo/mono: number of participants with events Odds ratio (95% CI)	AAC	Jadad Score	ITTA
Davidson (2002_2) ¹³⁰ Ezetimibe study group North America Pharm. Fund Multicentre	1° HC, heterogeneous 10-year CHD risk estimates	Simvastatin 20	58	Simvastatin 20	53	12	179	1/0 6.78 (0.13, 342.99)	Adequate	4	No
Davidson (2002_3) ¹³⁰ Ezetimibe study group North America Pharm. Fund Multicentre	1° HC, heterogeneous 10-year CHD risk estimates	Simvastatin 40	68	Simvastatin 40	60	12	179	0/0	Adequate	4	No
Davidson (2002_4) ¹³⁰ Ezetimibe study group North America Pharm. Fund Multicentre	1° HC, heterogeneous 10-year CHD risk estimates	Simvastatin 80	52	Simvastatin 80	63	12	179	0/0	Adequate	4	No

Trial	Population	Combination Statin Dose (mg/day)	Combo N	Monotherapy Statin Dose (mg/day)	Mono N	Follow-up (wk)	Trial Baseline LDL-c (mg/dL)	Combo/mono: number of participants with events Odds ratio (95% CI)	AAC	Jadad Score	ITTA
Vascular death: all statins, lower versus higher doses, all clinical populations											
Davidson (2002_5) ¹³⁰ Ezetimibe study group North America Pharm. Fund Multicentre	1° HC, heterogeneous 10-year CHD risk estimates	Simvastatin 10	61	Simvastatin 40	60	12	179	0/0	Adequate	4	No
Davidson (2002_6) ¹³⁰ Ezetimibe study group North America Pharm. Fund Multicentre	1° HC, heterogeneous 10-year CHD risk estimates	Simvastatin 20	58	Simvastatin 80	63	12	179	1/0 8.05 (0.16, 407.27)	Adequate	4	No
Vascular death: all statins, all doses, intensive lipid lowering populations and clinical subgroups											
Kastelein (2008) ⁴² ENHANCE International Pharm. fund	FHC, LDL-c > 210 mg/dL	Simvastatin 80	357	Simvastatin 80	363	96	318	2/1 1.98 (0.21, 19.14)	Adequate	3	No
Fatal Myocardial Infarction: all statins, all doses, all clinical populations											
Ballantyne (2007) ¹⁴² Europe Pharm. Fund Multicentre	CHD and risk equivalent	Rosuvastatin 40	238	Rosuvastatin 40	230	6	190	1/0 7.14(0.14, 360.28)	unclear	1	No

Trial	Population	Combination Statin Dose (mg/day)	Combo N	Monotherapy Statin Dose (mg/day)	Mono N	Follow-up (wk)	Trial Baseline LDL-c (mg/dL)	Combo/mono: number of participants with events Odds ratio (95% CI)	AAC	Jadad Score	ITTA
Stein (2004) ¹⁵⁶ International Pharm. fund	Those with LDL \geq 130 mg/dL despite diet and atorvastatin 10 mg/day	Atorvastatin 40	278	Atorvastatin 80	290	14	186	0/1 0.14 (0.00, 7.11)	unclear	3	Yes
Reckless (2008) ¹⁴⁹ INFORCE International Pharm. Fund Multicentre	CHD patients on previous stable statin dose	Simvastatin 40	213	Double doses of pervious statins (mixed)	211	12	92.5	2/0 7.35 (0.46, 117.97)	Adequate	2	No
Any or unspecified myocardial infarction: all statins, all doses, all clinical populations											
Reckless (2008) ¹⁴⁹ INFORCE International Pharm. Fund Multicentre	CHD patients on previous stable statin dose	Simvastatin 40	213	Double doses of pervious statins (mixed)	211	12	92.5	6/5 1.19 (0.36, 3.97)	Adequate	2	No
Stroke (ischemic and/or hemorrhagic)											
Landray (2006) ¹⁶⁶ UK-HARP-II Europe Pharm. Fund Multicentre	Participants with renal disease and without definitive indication for cholesterol lowering	Simvastatin 20	98	Simvastatin 20	102	24	119	1/0 7.70 (0.0.15, 388.20)	Adequate	2	Yes

Trial	Population	Combination Statin Dose (mg/day)	Combo N	Monotherapy Statin Dose (mg/day)	Mono N	Follow-up (wk)	Trial Baseline LDL-c (mg/dL)	Combo/mono: number of participants with events Odds ratio (95% CI)	AAC	Jadad Score	ITTA
Serious Adverse Events: all statins, all doses, all clinical populations											
69 Rodney (2006) ¹¹¹ Pharm. Fund Multicentre	African descent, 1° HC	Simvastatin 20	124	Simvastatin 20	123	12	176	2/1 2.00 (0.18, 22.35)	Adequate	5	No
Barrios (2005) ¹¹² International Pharm. fund	CHD or risk equivalent	Simvastatin 20	221	Atorvastatin 20	214	6	124	5/2 1.97 (0.18, 22.23)	unclear	3	No
Landray (2006) ¹⁶⁶ UK-HARP-II Europe Pharm. Fund Multicentre	Participants with renal disease and without definitive indication for cholesterol lowering	Simvastatin 20	102	Simvastatin 20	101	24	119	36/25 1.66 (0.90, 3.04)	Adequate	2	Yes
Farnier (2005) ¹¹⁴ International Pharm. Fund Multicentre	Participants with CAD on low dose simvastatin	Simvastatin 10-20	181	Simvastatin 10-20	191	6	123	4/1 0.35 (0.01, 8.66)	unclear	5	No
Cruz-Fernandez (2005) ¹¹⁵ International Pharm. Fund Multicentre	Participants with CAD on low dose atorvastatin	Atorvastatin 10-20	220	Atorvastatin 10-20	230	6	122	3/4 4.29 (0.48, 38.78)	unclear	4	No

Trial	Population	Combination Statin Dose (mg/day)	Combo N	Monotherapy Statin Dose (mg/day)	Mono N	Follow-up (wk)	Trial Baseline LDL-c (mg/dL)	Combo/mono: number of participants with events Odds ratio (95% CI)	AAC	Jadad Score	ITTA
Brohet (2005) ¹¹⁶ Europe Pharm. Fund Multicentre	Participants with CAD on low dose simvastatin	Simvastatin 10-20	208	Simvastatin 10-20	210	6	123	5/0 11.38 (0.63, 207.10)	unclear	5	No
Ballantyne (2005) ¹¹⁸ VYVA North America Pharm. Fund Multicenter	Participants with DM not at LDL-c ATP III goal off lipid lowering treatment	Simvastatin 10-80	220	Atorvastatin 10-80	206	6	178	3/6 0.46 (0.11, 1.87)	Adequate	2	No
Masana (2005) ¹⁶⁷ Ezetimibe study group International Pharm. fund	Participants on stable statin treatment but not on ATP II LDL-c goals	Simvastatin 80	296	Simvastatin 80	57	48	136	43/13 0.58 (0.29, 1.16)	unclear	3	No
Gaudiani (2005) ¹²¹ North America Pharm. Fund Multicentre	Participants with T2DM on stable thiazolidinediones, some of whom had previously completed a simvastatin trial, with LDL-c > 100 mg/dL	Simvastatin 20	104	Simvastatin 40	110	24	93	5/1 5.51 (0.63, 47.94)	unclear	3	No
Bays (2004) ¹⁵⁴ North America Pharm. Fund Multicentre	1° HC, heterogeneous 10-year CHD risk estimates	Simvastatin 10-80	544	Simvastatin 10-80	560	14-26	178	11/13 0.87 (0.39, 1.96)	Adequate	5	No

Trial	Population	Combination Statin Dose (mg/day)	Combo N	Monotherapy Statin Dose (mg/day)	Mono N	Follow-up (wk)	Trial Baseline LDL-c (mg/dL)	Combo/mono: number of participants with events Odds ratio (95% CI)	AAC	Jadad Score	ITTA
Stein (2004) ¹⁵⁶ International Pharm. fund	Those with LDL \geq 130 mg/dL despite diet and atorvastatin 10 mg/day	Atorvastatin 40	305	Atorvastatin 80	316	14	186	9/12 0.77 (0.32, 1.86)	unclear	3	Yes
Feldman (2004) ⁴⁷ North America Pharm. Fund Multicentre	Participants with CHD or risk equivalent	Simvastatin 10-40	457	Simvastatin 40	253	23	169	27/12 1.26 (0.63, 2.53)	unclear	2	No
Goldberg (2004) ⁴⁸ Ezetimibe Study Group International Pharm. fund	1° HC, heterogeneous 10-year CHD risk estimates	Simvastatin 10-80	539	Simvastatin 20-80	229	48	175	28/6 2.04 (0.83, 4.99)	Adequate	45	No
Ballantyne (2003) ¹²⁶ Ezetimibe Study Group International Pharm. Fund Multicentre	1° HC, heterogeneous 10-year CHD risk estimates	Atorvastatin 80	201	Atorvastatin 80	45	52	183	17/5 0.74 (0.26, 2.12)	unclear	2	No

Trial	Population	Combination Statin Dose (mg/day)	Combo N	Monotherapy Statin Dose (mg/day)	Mono N	Follow-up (wk)	Trial Baseline LDL-c (mg/dL)	Combo/mono: number of participants with events Odds ratio (95% CI)	AAC	Jadad Score	ITTA
Davidson (2002) ¹³⁰ Ezetimibe study group North America Pharm. Fund Multicentre	1° HC, heterogeneous 10-year CHD risk estimates	Simvastatin 10-80	87	Simvastatin 10-80	22	48	179	8/4 0.46 (0.12, 1.68)	Adequate	4	No
Blagden (2007) ¹⁴⁰ Europe Pharm. Fund Multicentre	Participants with CAD, statin naïve	Atorvastatin 10	72	Atorvastatin 10	76	6	157	0/1 2.45 (0.47, 12.79)	unclear	4	Yes
Ballantyne (2007) ¹⁴² Europe Pharm. Fund Multicentre	CHD and risk equivalent	Rosuvastatin 40	238	Rosuvastatin 40	230	6	160190	5/4 0.78 (0.17, 3.53)	unclear	1	No
Patel (2006) ¹⁴³ Europe Pharm. Fund Multicentre	Participants with CAD not on recent lipid lowering drug treatment	Simvastatin 20	77	Simvastatin 20	75	6	160	2/1 1.21 (0.32, 4.57)	unclear	3	No
Goldberg (2006) ¹⁴⁴ VYTAL North America Pharm. Fund Multicentre	T2DM, hemoglobin A- 1c < 8.5% and LDL-c > 100 mg/dL	Simvastatin 20-40	494	Atorvastatin 10-40	732	6	145	3/10 0.44 (0.12, 1.61)	Adequate	3	No

Trial	Population	Combination Statin Dose (mg/day)	Combo N	Monotherapy Statin Dose (mg/day)	Mono N	Follow-up (wk)	Trial Baseline LDL-c (mg/dL)	Combo/mono: number of participants with events Odds ratio (95% CI)	AAC	Jadad Score	ITTA
Catapano (2006) ¹⁹³ North America Pharm. Fund Multicentre	Hypercholesterolemia, heterogeneous 10-year CHD risk estimates	Rosuvastatin/Simvastatin 20-80	1427	Rosuvastatin 10-40	1428	6	173	16/17 0.94 (0.47, 1.87)	Adequate	4	No
Shankar (2007) ¹⁶⁸ Asia Pharm. Fund Multicentre	South Asians, heterogeneous 10-year CHD risk estimates	Simvastatin 10	114	Simvastatin 10	116	12	127	0/0	unclear	2	Yes
Reckless (2008) ¹⁴⁹ INFORCE International Pharm. Fund Multicentre	CHD patients on previous stable statin dose	Simvastatin 40	213	Mixed statins	211	12	92.5	44/42 1.05 (0.65, 1.68)	Adequate	2	No
Roeters van Lennep (2008) ¹⁵¹ EASEGO Europe Pharm. Fund Multicentre	CHD and/or controlled type II DM patients not on target LDL-c despite prior low dose simvastatin or atorvastatin therapy	Simvastatin 20	178	Simvastatin 40 or atorvastatin 20	189	12	115	9/7 1.38 (0.50, 3.80)	Unclear	3	No
Gouni-Berthold (2008) ¹¹⁰ Europe Pharm. Fund Single	Healthy males with LDL-c < 190 mg/dL and < 60 years of age, previously not on lipid lowering treatment	Simvastatin 40	24	Simvastatin 40	24	2	114.5	0/0	Unclear	2	Yes

Trial	Population	Combination Statin Dose (mg/day)	Combo N	Monotherapy Statin Dose (mg/day)	Mono N	Follow-up (wk)	Trial Baseline LDL-c (mg/dL)	Combo/mono: number of participants with events Odds ratio (95% CI)	AAC	Jadad Score	ITTA
Conrad (2008) ¹⁵⁸ International Pharm. Fund Multicenter	Moderately high risk participants on atorvastatin 20 mg/day or statin naive and with LDL-c 100 mg/dL to ≤ 160 mg/dL	Atorvastatin 20	96	Atorvastatin 40	98	6	119	0/0	Adequate	5	No
Dobs (2003) ¹⁶⁹ Pharm. Fund Multicenter	Participants of mixed 10 year CHD risk, with primary hyperlipidemia (LDL-c ≥ 130 mg/dL) not controlled on simvastatin 20 mg/day	Simvastatin 20	66	Simvastatin 40	34	4	169	3/0 3.80 (0.19, 75.78)	Adequate	5	Yes
Leiter (2008) ¹⁵⁹ North America Pharm. Fund Multicenter	Participants with or without prior lipid lowering therapy with 10-year CHD risk > 20%	Atorvastatin 40	286	Atorvastatin 80	289	6	89	9/5 1.85 (0.61, 5.58)	Adequate	5	No
Serious Adverse Events: all statins, lower versus higher doses, all clinical populations											
Gaudiani (2005) ¹²¹ North America Pharm. Fund Multicentre	Participants with T2DM on stable thiazolidinediones, some of whom had previously completed a simvastatin trial, with LDL-c > 100 mg/dL	Simvastatin 20	104	Simvastatin 40	110	24	93	5/1 5.51 (0.63, 47.94)	unclear	3	No

Trial	Population	Combination Statin Dose (mg/day)	Combo N	Monotherapy Statin Dose (mg/day)	Mono N	Follow-up (wk)	Trial Baseline LDL-c (mg/dL)	Combo/mono: number of participants with events Odds ratio (95% CI)	AAC	Jadad Score	ITTA
Feldman (2004) ⁴⁷ North America Pharm. Fund Multicentre	Participants with CHD or risk equivalent	Simvastatin 10-20	360	Simvastatin 40	253	23	169	23/12 1.26 (0.63, 2.53)	unclear	2	No
Conrad (2008) ¹⁵⁸ International Pharm. Fund Multicenter	Moderately high risk participants on atorvastatin 20 mg/day or statin naive and with LDL-c 100 mg/dL to <= 160 mg/dL	Atorvastatin 20	96	Atorvastatin 40	98	6	119	0/0	Adequate	5	No
Dobs (2003) ¹⁶⁹ Fund Multicenter	Participants of mixed 10 year CHD risk, with primary hyperlipidemia (LDL-c >=130 mg/dL) not controlled on simvastatin 20 mg/day	Simvastatin 20	66	Simvastatin 40	34	4	169	3/0 3.80 (0.19, 75.78)	Adequate	5	Yes
Cancer, all trials											
Goldberg (2004) ⁴⁸ Ezetimibe Study Group International Pharm. fund	1° HC, heterogeneous 10-year CHD risk estimates	Simvastatin 10-80	539	Simvastatin 20-80	229	48	175	6/1 2.57 (0.31, 21.44)	Adequate	5	No
Landray (2006) ¹⁶⁶ UK-HARP-II Europe Pharm. Fund Multicentre	Participants with renal disease and without definitive indication for cholesterol lowering	Simvastatin 20	102	Simvastatin 20	101	24	119	4/0 9.27 (0.49, 174.53)	Adequate	2	Yes

Table F-2. Surrogate outcome – Achieving ATP-III target LDL-c using ezetimibe plus statin therapy compared with statin monotherapy

ATP III target for LDL-c											
Trial	Population	Combination Statin Dose (mg/day)	Combo N	Monotherapy Statin Dose (mg/day)	Mono N	Follow-up (wk)	Trial Baseline LDL-c (mg/dL)	Combo/mono Number of participants with events Odds ratio (95% CI)	AAC	Jadad Score	ITTA
Relative probability of attaining ATPIII LDL-c goal: all statins, all doses, all clinical populations											
Feldman (2004) ⁴⁷ North America Pharm. Fund Multicenter	Participants with CHD or risk equivalent	Simvastatin 10-40	451	Simvastatin 40	248	23	169	363/147 2.83 (2.01, 4.00)	unclear	2	no
Stein (2004) ¹⁵⁶ International Pharm. fund	1° HC , LDL >= 130 mg/dL despite diet and atorvastatin 10 mg/day	Atorvastatin 40	278	Atorvastatin 80	290	14	186	67/22 3.87 (2.31, 6.47)	unclear	3	yes
Ballantyne (2003) ¹²⁶ Ezetimibe Study Group International Pharm. Fund Multicenter	1° HC, heterogeneous 10-year CHD risk estimates	Atorvastatin 10-80	252	Atorvastatin 10-80	245	12	183	215/180 2.10 (1.34, 3.29)	unclear	2	no
Stein (2008) ¹⁴⁸ International Pharm. fund	HC, Participants with documented statin associated muscle related side effects	Fluvastatin 80	64	Fluvastatin 80	69	12	174	54/41 3.69 (1.61, 8.44)	Adequate	5	yes
Kerzner (2003) ¹²⁹ Ezetimibe Study Group North America Pharm. Fund Multicenter	1° HC, heterogeneous 10-year CHD risk estimates	Lovastatin 10-40	192	Lovastatin 10-40	220	12	179	127/107 2.06 (1.38, 3.08)	unclear	3	yes

ATP III target for LDL-c											
Trial	Population	Combination Statin Dose (mg/day)	Combo N	Monotherapy Statin Dose (mg/day)	Mono N	Follow-up (wk)	Trial Baseline LDL-c (mg/dL)	Combo/mono Number of participants with events Odds ratio (95% CI)	AAC	Jadad Score	ITTA
Melani (2003) ¹²⁷ Ezetimibe Study Group North America Pharm. Fund Multicenter	1° HC, heterogeneous 10-year CHD risk estimates	Pravastatin 10-40	204	Pravastatin 10-40	203	12	178	144/97 2.62 (1.74, 3.94)	Adequate	4	yes
Davidson (2002) ¹³⁰ Ezetimibe study group North America Pharm. Fund Multicenter	1° HC, heterogeneous 10-year CHD risk estimates	Simvastatin 10-80	268	Simvastatin 10-80	261	12	179	207/167 1.91 (1.30, 2.80)	Adequate	4	no
Shankar (2007) ¹⁶⁸ Asia Pharm. Fund Multicenter	South Asians, heterogeneous 10-year CHD risk estimates	Simvastatin 10	114	Simvastatin 10	116	12	127	101/78 3.79 (1.89, 7.59)	unclear	2	yes
Barrios (2005) ¹¹² International Pharm. fund	CHD or risk equivalent	Simvastatin 20	217	Atorvastatin 20	210	6	124	169/109 3.26 (2.14, 4.96)	unclear	3	no
Cruz-Fernandez (2005) ¹¹⁵ International Pharm. Fund Multicenter	Participants with CAD on low dose atorvastatin	Atorvastatin 10-20	219	Atorvastatin 10-20	225	6	122	178/49 15.59 (9.80, 24.81)	unclear	4	no

ATP III target for LDL-c											
Trial	Population	Combination Statin Dose (mg/day)	Combo N	Monotherapy Statin Dose (mg/day)	Mono N	Follow-up (wk)	Trial Baseline LDL-c (mg/dL)	Combo/mono Number of participants with events Odds ratio (95% CI)	AAC	Jadad Score	ITTA
Ballantyne (2005) ¹¹⁸ VYVA North America Pharm. Fund Multicenter	Participants not on ATP III target LDL-c (ATPIII criteria)	Simvastatin 10-80	923	Atorvastatin 10-80	927	6	178	828/752 2.03 (1.55, 2.65)	Adequate	2	no
Blagden (2007) ¹⁴⁰ Europe Pharm. Fund Multicenter	Participants with CAD, statin naïve	Atorvastatin 10	72	Atorvastatin 10	76	6	157	66/36 12.22 (4.73, 31.58)	unclear	4	yes
Goldberg (2006_1) ¹⁴⁴ VYTAL North America Pharm. Fund Multicenter	T2DM, hemoglobin A-1c < 8.5% and LDL-c > 100 mg/dL	Simvastatin 20	238	Atorvastatin 20	240	6	145	215/197 2.04 (1.19, 3.51)	Adequate	3	no
Goldberg (2006_2) ¹⁴⁴ VYTAL North America Pharm. Fund Multicenter	T2DM, hemoglobin A-1c < 8.5% and LDL-c > 100 mg/dL	Simvastatin 40	242	Atorvastatin 40	241	6	145	226/214 1.78 (0.93, 3.40)	Adequate	3	no
Constance (2007) ¹⁹⁴ International Pharm. fund	Participants with T2DM on low dose atorvastatin	Simvastatin 20-40	442	Atorvastatin 20	219	6	94	392/154 3.31 (2.19, 5.00)	Adequate	3	no

ATP III target for LDL-c											
Trial	Population	Combination Statin Dose (mg/day)	Combo N	Monotherapy Statin Dose (mg/day)	Mono N	Follow-up (wk)	Trial Baseline LDL-c (mg/dL)	Combo/mono Number of participants with events Odds ratio (95% CI)	AAC	Jadad Score	ITTA
Pearson (2005) ¹¹⁷ EASE North America Pharm. Fund Multicenter	Participants not meeting ATP III target LDL-c despite statin therapy	Mixed	1940	Mixed	968	6	129	1377/199 9.45 (7.86, 11.36)	Adequate	4	no
Ballantyne (2007) ¹⁴² Europe Pharm. Fund Multicenter	CHD and risk equivalent	Rosuvastatin 40	235	Rosuvastatin 40	230	6	190	221/182 4.16 (2.22, 7.79)	unclear	1	no
Catapano (2006) ¹⁹³ North America Pharm. Fund Multicenter	Hypercholesterolemia, heterogeneous 10-year CHD risk estimates	Simvastatin 20-80	1427	Rosuvastatin 10-40	1428	6	173	1368/1328 1.75 (1.25, 2.43)	Adequate	3	no
Farnier (2005) ¹¹⁴ International Pharm. Fund Multicenter	Participants with CAD on low dose simvastatin	Simvastatin 10-20	179	Simvastatin 10-20	186	6	123	133/31 14.46 (8.67, 24.10)	unclear	5	no
Brohet (2005) ¹¹⁶ Europe Pharm. Fund Multicenter	Participants with CAD on low dose simvastatin	Simvastatin 10-20	204	Simvastatin 10-20	207	6	123	164/36 19.48 (11.83, 32.06)	unclear	5	no

ATP III target for LDL-c											
Trial	Population	Combination Statin Dose (mg/day)	Combo N	Monotherapy Statin Dose (mg/day)	Mono N	Follow-up (wk)	Trial Baseline LDL-c (mg/dL)	Combo/mono Number of participants with events Odds ratio (95% CI)	AAC	Jadad Score	ITTA
Gaudiani (2005) ¹²¹ North America Pharm. Fund Multicenter	Participants with T2DM on stable thiazolidinediones, some of whom had previously completed a simvastatin trial, with LDL-c > 100 mg/dL	Simvastatin 20	37	Simvastatin 40	33	6-24	93	28/13 4.79 (1.72, 13.35)	unclear	3	no
Masana (2005) ¹⁶⁷ Ezetimibe study group International Pharm. fund	Participants on stable statin treatment but not on ATP II LDL-c goals, DM subgroup	Simvastatin 10-80	73	Simvastatin 10-80	80	23	136	61/14 23.96 (10.28, 55.84)	unclear	3	no
Reckless (2008) ¹⁴⁹ INFORCE International Pharm. Fund Multicentre	CHD patients on previous stable statin dose	Simvastatin 40	197	Double the previous (mixed) statin dose	187	12	92.5	169/135 2.32 (1.39, 3.88)	Adequate	2	No
Roeters van Lennep (2008) ¹⁵¹ EASEGO Europe Pharm. Fund Multicentre	CHD and/or controlled type II DM patients not on target LDL-c despite prior low dose simvastatin or atorvastatin therapy	Simvastatin 20	178	Simvastatin 40 or atorvastatin 20	189	12	115	119/49 5.76 (3.67, 9.05)	Unclear	3	Yes

ATP III target for LDL-c											
Trial	Population	Combination Statin Dose (mg/day)	Combo N	Monotherapy Statin Dose (mg/day)	Mono N	Follow-up (wk)	Trial Baseline LDL-c (mg/dL)	Combo/mono Number of participants with events Odds ratio (95% CI)	AAC	Jadad Score	ITTA
Relative probability of attaining ATPIII LDL-c goal: all statins, lower versus higher doses, all clinical populations											
Feldman (2004) ⁴⁷ North America Pharm. Fund Multicenter	Participants with CHD or risk equivalent	Simvastatin 20	109	Simvastatin 40	248	23	169	90/147 3.25 (1.87, 5.67)	unclear	2	no
Gaudiani (2005) ¹²¹ North America Pharm. Fund Multicenter	Participants with T2DM on stable thiazolidinediones, some of whom had previously completed a simvastatin trial, with LDL-c > 100 mg/dL	Simvastatin 20	37	Simvastatin 40	33	6-24	93	28/13 4.79 (1.72, 13.35)	unclear	3	no
Roeters van Lennep (2008) ¹⁵¹ EASEGO Europe Pharm. Fund Multicentre	CHD and/or controlled type II DM patients not on target LDL-c despite prior low dose simvastatin or atorvastatin therapy	Simvastatin 20	110	Simvastatin 40	115	12	115	80/28 8.29 (4.56, 15.07)	Unclear	3	Yes
Relative probability of attaining ATPIII LDL-c goal: all statins, all doses, intensive lipid lowering populations and clinical subgroups											
Ballantyne (2007) ¹⁴² Europe Pharm. Fund Multicenter	CHD and risk equivalent	Rosuvastatin 40	235	Rosuvastatin 40	230	6	190	221/182 4.16 (2.22, 7.79)	unclear	1	no
Barrios (2005) ¹¹² International Pharm. fund	CHD or risk equivalent	Simvastatin 20	217	Atorvastatin 20	210	6	124	169/109 3.26 (2.14, 4.96)	unclear	3	no

ATP III target for LDL-c											
Trial	Population	Combination Statin Dose (mg/day)	Combo N	Monotherapy Statin Dose (mg/day)	Mono N	Follow-up (wk)	Trial Baseline LDL-c (mg/dL)	Combo/mono Number of participants with events Odds ratio (95% CI)	AAC	Jadad Score	ITTA
Blagden (2007) ¹⁴⁰ Europe Pharm. Fund Multicenter	Participants with CAD, statin naïve	Atorvastatin 10	72	Atorvastatin 10	76	6	157	66/36 12.22 (4.73, 31.58)	unclear	4	yes
Brohet (2005) ¹¹⁶ Europe Pharm. Fund Multicenter	Participants with CAD on low dose simvastatin	Simvastatin 10-20	204	Simvastatin 10-20	207	6	123	164/36 19.48 (11.83, 32.06)	unclear	5	no
Pearson (2005) ¹¹⁷ EASE North America Pharm. Fund Multicenter	Participants not meeting ATP III target LDL-c despite statin therapy	Mixed	768	Mixed	395	6	129	546/83 9.25 (6.93, 12.33)	Adequate	4	no
Constance (2007) ¹⁹⁴ International Pharm. fund	Participants with T2DM on low dose atorvastatin	Simvastatin 20-40	442	Atorvastatin 20	219	6	94	392/154 3.31 (2.19, 5.00)	Adequate	3	no
Cruz-Fernandez (2005) ¹¹⁵ International Pharm. Fund Multicenter	all with vascular disease LDL-c>190 and/or DM	Atorvastatin 10-20	219	Atorvastatin 10-20	225	6	122	178/49 15.59 (9.80, 24.81)	unclear	4	no
Farnier (2005) ¹¹⁴ International Pharm. Fund Multicenter	Participants with CAD on low dose simvastatin	Simvastatin 10-20	179	Simvastatin 10-20	186	6	123	133/31 14.46 (8.67, 24.10)	unclear	5	no

ATP III target for LDL-c											
Trial	Population	Combination Statin Dose (mg/day)	Combo N	Monotherapy Statin Dose (mg/day)	Mono N	Follow-up (wk)	Trial Baseline LDL-c (mg/dL)	Combo/mono Number of participants with events Odds ratio (95% CI)	AAC	Jadad Score	ITTA
Feldman (2004) ⁴⁷ North America Pharm. Fund Multicenter	Participants with CHD or risk equivalent	Simvastatin 10-40	451	Simvastatin 40	248	23	169	363/147 2.83 (2.01, 4.00)	unclear	2	no
Gaudiani (2005) ¹²¹ North America Pharm. Fund Multicenter	Participants with T2DM on stable thiazolidinediones, some of whom had previously completed a simvastatin trial, with LDL-c > 100 mg/dL	Simvastatin 20	37	Simvastatin 40	33	6-24	93	28/13 4.79 (1.72, 13.35)	unclear	3	no
Goldberg (2006_1) ¹⁴⁴ VYTAL North America Pharm. Fund Multicenter	T2DM, hemoglobin A-1c < 8.5% and LDL-c > 100 mg/dL	Simvastatin 20	238	Atorvastatin 20	240	6	145	215/197 2.04 (1.19, 3.51)	Adequate	3	no
Goldberg (2006_2) ¹⁴⁴ VYTAL North America Pharm. Fund Multicenter	T2DM, hemoglobin A-1c < 8.5% and LDL-c > 100 mg/dL	Simvastatin 40	242	Atorvastatin 40	241	6	145	226/214 1.78 (0.93, 3.40)	Adequate	3	no
Stein (2008) ¹⁴⁸ International Pharm. fund	HC, Participants with documented statin associated muscle related side effects	Fluvastatin 80	30	Fluvastatin 80	33	12	174	24/14 5.43 (1.75, 16.80)	Adequate	5	yes

ATP III target for LDL-c											
Trial	Population	Combination Statin Dose (mg/day)	Combo N	Monotherapy Statin Dose (mg/day)	Mono N	Follow-up (wk)	Trial Baseline LDL-c (mg/dL)	Combo/mono Number of participants with events Odds ratio (95% CI)	AAC	Jadad Score	ITTA
Masana (2005) ¹⁶⁷ Ezetimibe study group International Pharm. fund	Participants on stable statin treatment but not on ATP II LDL-c goals, DM subgroup	Simvastatin 10-80	73	Simvastatin 10-80	80	23	136	61/14 23.96 (10.28, 55.84)	unclear	3	no
Shankar (2007) ¹⁶⁸ Asia Pharm. Fund Multicenter	South Asians, heterogeneous 10-year CHD risk estimates	Simvastatin 10	85	Simvastatin 10	85	12	127	75/59 3.31 (1.48, 7.39)	unclear	2	yes
Catapno (2006) ¹⁹³ North America Pharm. Fund Multicenter	Participants with DM	Simvastatin 20-80	186	Rosuvastatin 20-40	181	6	173	170/161 1.32 (0.66, 2.64)	Adequate	3	No
Reckless (2008) ¹⁴⁹ INFORCE International Pharm. Fund Multicentre	CHD patients on previous stable statin dose	Simvastatin 40	197	Double the previous (mixed) statin dose	187	12	92.5	169/135 2.32 (1.39, 3.88)	Adequate	2	No
Roeters van Lennep (2008) ¹⁵¹ EASEGO Europe Pharm. Fund Multicentre	CHD and/or controlled type II DM patients not on target LDL-c despite prior low dose simvastatin or atorvastatin therapy	Simvastatin 20	178	Simvastatin 40 or atorvastatin 20	189	12	115	119/49 5.76 (3.67, 9.05)	Unclear	3	Yes

ATP III target for LDL-c											
Trial	Population	Combination Statin Dose (mg/day)	Combo N	Monotherapy Statin Dose (mg/day)	Mono N	Follow-up (wk)	Trial Baseline LDL-c (mg/dL)	Combo/mono Number of participants with events Odds ratio (95% CI)	AAC	Jadad Score	ITTA
Ballantyne (2005) ¹¹⁸ VYVA North America Pharm. Fund Multicenter	Participants with DM not at LDL-c ATP III goal off lipid lowering treatment	Simvastatin 10-80	212	Atorvastatin 10-80	201	6	178	170/161 2.94 (1.70, 5.06)	Adequate	2	no
Reckless (2008) ¹⁴⁹ INFORCE International Pharm. Fund Multicentre	Participants with diabetes mellitus	Simvastatin 40	57	Double the previous (mixed) statin dose	51	12	92.5	49/39 1.88 (0.70, 5.06)	Adequate	2	No
Reckless (2008) ¹⁴⁹ INFORCE International Pharm. Fund Multicentre	Female participants only	Simvastatin 40	40	Double the previous (mixed) statin dose	36	12	92.5	31/21 2.46 (0.91, 6.65)	Adequate	2	No
Farnier (2005) ¹¹⁴ International Pharm. Fund Multicentre	Female participants only	Simvastatin 10-20	56	Simvastatin 10-20	57	6	123	43/9 17.64 (6.86, 45.36)	Unclear	5	No
Pearson (2005) ¹¹⁷ EASE North America Pharm. Fund Multicenter	Participants of African descent not meeting ATP III target LDL-c despite statin therapy	Mixed	135	Mixed	73	6	129	85/24 3.47 (1.90, 6.33)	Adequate	4	no

ATP III target for LDL-c											
Trial	Population	Combination Statin Dose (mg/day)	Combo N	Monotherapy Statin Dose (mg/day)	Mono N	Follow-up (wk)	Trial Baseline LDL-c (mg/dL)	Combo/mono Number of participants with events Odds ratio (95% CI)	AAC	Jadad Score	ITTA
Pearson (2005) ¹¹⁷ EASE North America Pharm. Fund Multicenter	Hispanic participants not meeting ATP III target LDL-c despite statin therapy	Mixed	71	Mixed	42	6	129	46/8 7.82 (3.14, 19.45)	Adequate	4	no
Relative probability of attaining ATP III LDL-c goal: all statins, lower versus higher doses, intensive lipid lowering populations and clinical subgroups											
Feldman (2004) ⁴⁷ North America Pharm. Fund Multicenter	Participants with CHD or risk equivalent	Simvastatin 20	109	Simvastatin 40	248	23	169	90/147 3.25 (1.87, 5.67)	unclear	2	no
Gaudiani (2005) ¹²¹ North America Pharm. Fund Multicenter	Participants with T2DM on stable thiazolidinediones, some of whom had previously completed a simvastatin trial, with LDL-c > 100 mg/dL	Simvastatin 20	37	Simvastatin 40	33	6-24	93	28/13 4.79 (1.72, 13.35)	unclear	3	no
Roeters van Lennep (2008) ¹⁵¹ EASEGO Europe Pharm. Fund Multicentre	CHD and/or controlled type II DM patients not on target LDL-c despite prior low dose simvastatin or atorvastatin therapy	Simvastatin 20	110	Simvastatin 40	115	12	115	80/28 8.29 (4.56, 15.07)	Unclear	3	Yes

Table F-3. Surrogate outcome – LDL-c using ezetimibe plus statin therapy compared with statin monotherapy

Low density lipoprotein cholesterol											
Trial	Population	Combination Statin Dose (mg/day)	Combo N	Monotherapy Statin Dose (mg/day)	Mono N	Follow-up (wk)	Mean Baseline LDL-c (mg/dL)	Combo-mono: mean difference (95% CI) mg/dL	AAC	Jadad Score	ITTA
Combination – monotherapy, difference in mean percentage change from baseline (%): all statins, all doses, all clinical populations											
Kastelein (2008) ⁴² ENHANCE International Pharm. fund	FHC, LDL-c > 210 mg/dL	Simvastatin 80	357	Simvastatin 80	363	96	318	-16.50 (-16.63, -16.37)	Adequate	3	no
Ballantyne (2003) ¹²⁶ Ezetimibe Study Group International Pharm. Fund Multicenter	1° HC, heterogeneous 10-year CHD risk estimates	Atorvastatin 80	201	Atorvastatin 80	45	52	183	-10.00 (-15.76, -4.24)	unclear	2	no
Ballantyne (2004_b) ⁴⁶ North America Pharm. Fund Multicenter	HC, heterogeneous 10-year CHD risk estimates	Simvastatin 80	432	Atorvastatin 80	223	24	180	-6.90 (-9.27, -4.53)	unclear	3	no
Landray (2006) ¹⁶⁶ UK-HARP-II Europe Pharm. Fund Multicenter	Participants with renal disease and without definitive indication for cholesterol lowering	Simvastatin 20	102	simvastatin 20	101	24	119	-21.00 (-30.74, -11.26)	Adequate	2	no

Gaudiani (2005) ¹²¹ North America Pharm. Fund Multicenter	Participants with T2DM on stable thiazolidinediones, some of whom had previously completed a simvastatin trial, with LDL-c > 100 mg/dL	Simvastatin 20	103	Simvastatin 40	107	6-24	93	-20.50 (-26.60, -14.40)	unclear	3	no
Bays (2004) ¹⁵⁴ North America Pharm. Fund Multicenter	1° HC, heterogeneous 10-year CHD risk estimates	Simvastatin 10-80	539	Simvastatin 10-80	559	6-26	178	-14.90 (-16.46, -13.34)	Adequate	5	no
Berthold (2006) ¹⁰⁹ Europe Pharm. Fund Single centre	Healthy male participants. Low risk	Simvastatin 40	24	Simvastatin 40	24	2-3	114	-18.90 (-24.97, -12.83)	unclear	2	yes
Stein (2004) ¹⁵⁶ International Pharm. fund	LDL ≥ 130 mg/dL despite diet and atorvastatin 10 mg/day	Atorvastatin 40	278	Atorvastatin 80	290	14	186	-13.60 (-16.10, -11.10)	unclear	3	yes
Rodney (2006) ¹¹¹ Pharm. Fund Multicenter	African descent, 1° HC	Simvastatin 20	124	Simvastatin 20	123	12	176	-17.20 (-21.13, -13.27)	Adequate	5	no
Masana (2005) ¹⁶⁷ Ezetimibe study group International Pharm. fund	Participants on stable statin treatment but not on ATP II LDL-c goals	Simvastatin 80	344	Simvastatin 80	78	12	136	-27.00 (-34.80, -19.20)	unclear	3	no
Goldberg (2004) ⁴⁸ Ezetimibe Study Group International Pharm. fund	statin naïve, 1° HC, heterogeneous 10-year CHD risk estimates	Simvastatin 10-80	323	Simvastatin 10-80	322	12	175	-14.70 (-17.13, -12.27)	Adequate	5	no

Melani (2003) ¹²⁷ Ezetimibe Study Group North America Pharm. Fund Multicenter	1° HC, heterogeneous 10- year CHD risk estimates	Pravastatin 10-40	204	Pravastatin 10-40	205	12	178	-13.40 (-15.89, - 10.91)	Adequate	4	yes
Kerzner (2003) ¹²⁹ Ezetimibe Study Group North America Pharm. Fund Multicenter	1° HC, heterogeneous 10- year CHD risk estimates	Lovastatin 10-40	181	Lovastatin 10-40	202	12	179	-15.00 (-17.78, - 12.22)	unclear	3	yes
Davidson (2002) ¹³⁰ Ezetimibe study group North America Pharm. Fund Multicenter	1° HC, heterogeneous 10- year CHD risk estimates	Simvastatin 10-80	253	Simvastatin 10-80	249	12	179	-15.20 (-17.70, - 12.70)	Adequate	4	no
Gagne (2002_1) ¹³² Ezetimibe Study Group International Pharm. fund	Homozygous FHC, 7 (14%) participants between 12-18 years of age	Atorvastatin 80	12	Atorvastatin 80	12	12	309	-21.16 (-30.97, - 11.35)	unclear	3	no
Gagne (2002_2) ¹³² Ezetimibe Study Group International Pharm. fund	Homozygous FHC, 7 (14%) participants between 12-18 years of age	Simvastatin 80	5	Simvastatin 80	5	12	309	-18.83 (-36.43, -1.23)	unclear	3	no
McKenney (2007_1) ¹³⁹ COMPELL study North America Pharm. Fund Multicenter	HC, heterogeneous 10-year CHD risk estimates	Simvastatin 40	72	Rosuvastatin 40	73	12	197	-4.00 (-8.95, 0.95)	unclear	2	no

Shankar (2007) ¹⁶⁸ Asia Pharm. Fund Multicenter	South Asians, heterogeneous 10-year CHD risk estimates	Simvastatin 10	114	Simvastatin 10	116	12	127	-7.40 (-16.33, 1.53)	unclear	2	yes
Masana (2005) ¹⁶⁷ Ezetimibe study group International Pharm. fund	Participants on stable statin treatment but not on ATP II LDL-c goals, subgroup with DM	Mixed 10-80	88	Mixed 10-80	94	8	136	-26.10 (-30.69, -21.51)	unclear	3	no
Barrios (2005) ¹¹² International Pharm. fund	CHD or risk equivalent	Simvastatin 20	215	Atorvastatin 20	207	6	124	-12.50 (-15.83, -9.17)	unclear	3	no
Farnier (2005) ¹¹⁴ International Pharm. Fund Multicenter	Participants with CAD on low dose simvastatin	Simvastatin 10-20	102	Simvastatin 10-20	101	6	123	-24.30 (-27.78, -20.82)	unclear	5	no
Cruz-Fernandez (2005) ¹¹⁵ International Pharm. Fund Multicenter	Participants with CAD on low dose atorvastatin	Atorvastatin 10-20	219	Atorvastatin 10-20	224	6	122	-26.90 (-29.80, -24.00)	unclear	4	no
Brohet (2005) ¹¹⁶ Europe Pharm. Fund Multicenter	Participants with CAD on low dose simvastatin	Simvastatin 10-20	204	Simvastatin 10-20	207	6	123	-23.00 (-25.86, -20.14)	unclear	5	no
Pearson (2005) ¹¹⁷ EASE North America Pharm. Fund Multicenter	Participants not meeting ATP III target LDL-c despite statin therapy	Mixed	1940	Mixed	968	6	129	-23.10 (-24.45, -21.75)	Adequate	4	no

Pearson (2005) ¹¹⁷ EASE North America Pharm. Fund Multicenter	Participants not meeting ATP III target LDL-c despite statin therapy, African descent subgroup	Simvastatin 20	174	Simvastatin 20	93	6	129	-23.00 (-27.55, -18.45)	Adequate	4	no
Pearson (2005) ¹¹⁷ EASE North America Pharm. Fund Multicenter	Participants not meeting ATP III target LDL-c despite statin therapy, Hispanic subgroup	Mixed	94	Mixed	53	6	129	-21.10 (-27.16, -15.04)	Adequate	4	no
Ballantyne (2005_1) ¹¹⁸ VYVA North America Pharm. Fund Multicenter	Participants not on ATP III target LDL-c	Simvastatin 20	233	Atorvastatin 20	230	6	178	-6.90 (-9.49, -4.31)	Adequate	2	no
Ballantyne (2005_2) ¹¹⁸ VYVA North America Pharm. Fund Multicenter	Participants not on ATP III target LDL-c	Simvastatin 40	236	Atorvastatin 40	232	6	178	-9.10 (-11.69, -6.51)	Adequate	2	no
Ballantyne (2005_3) ¹¹⁸ VYVA North America Pharm. Fund Multicenter	Participants not on ATP III target LDL-c	Simvastatin 80	224	Atorvastatin 80	230	6	178	-5.70 (-8.39, -3.01)	Adequate	2	no
Blagden (2007) ¹⁴⁰ Europe Pharm. Fund Multicenter	Participants with CAD, statin naïve	Atorvastatin 10	72	Atorvastatin 10	76	6	157	-14.10 (-17.92, -10.28)	unclear	4	yes

Ballantyne (2007) ¹⁴² Europe Pharm. Fund Multicenter	CHD and risk equivalent	Rosuvastatin 40	235	Rosuvastatin 40	230	6	190	-24.60 (-29.39, -19.81)	unclear	1	no
Patel (2006) ¹⁴³ Europe Pharm. Fund Multicenter	Participants with CAD not on recent lipid lowering drug treatment	Simvastatin 20	72	Simvastatin 20	71	6	160	-14.60 (-19.06, -10.14)	unclear	3	no
Goldberg (2006_1) ¹⁴⁴ VYTAL North America Pharm. Fund Multicenter	T2DM, hemoglobin A-1c < 8.5% and LDL-c > 100 mg/dL	Simvastatin 20	238	Atorvastatin 20	240	6	145	-9.00 (-11.55, -6.45)	Adequate	3	no
Goldberg (2006_2) ¹⁴⁴ VYTAL North America Pharm. Fund Multicenter	T2DM, hemoglobin A-1c < 8.5% and LDL-c > 100 mg/dL	Simvastatin 40	242	Atorvastatin 40	241	6	145	-6.70 (-9.25, -4.15)	Adequate	3	no
Catapano (2006) ¹⁹³ North America Pharm. Fund Multicenter	Hypercholesterolemia, heterogeneous 10-year CHD risk estimates	Simvastatin 20-80	1427	Rosuvastatin 10-40	1428	6	173	-4.20 (-5.03, -3.37)	Adequate	3	no
Constance (2007) ¹⁹⁴ International Pharm. fund	Participants with T2DM on low dose atorvastatin	Simvastatin 20	210	Atorvastatin 20	213	6	94	-17.66 (-22.78, -12.54)	Adequate	3	no
Feldman (2004) ⁴⁷ North America Pharm. Fund Multicenter	Participants with CHD or risk equivalent	Simvastatin 40	97	Simvastatin 40	248	23	169	-14.00 (-17.53, -10.47)	unclear	2	no
Kosoglou (2004) ¹²⁴ Europe Pharm. Fund Single centre	Healthy participants with LDL-c \geq 130 mg/dL and BMI < 31kg/m ² . Low risk	Rosuvastatin 10	12	Rosuvastatin 10	11	2	158	-15.90 (-22.16, -9.64)	unclear	2	yes

Gouni-Berthold (2008) ¹¹⁰ Europe Pharm. Fund Single	Healthy males with LDL-c < 190 mg/dL and < 60 years of age, previously not on lipid lowering treatment	Simvastatin 40	24	Simvastatin 40	24	2	114.5	-18.90 (-24.97, -12.83)	Unclear	2	Yes
Conrad (2008) ¹⁵⁸ International Pharm. Fund Multicenter	Moderately high risk participants on atorvastatin 20 mg/day or statin naive and with LDL-c 100 mg/dL to <= 160 mg/dL	Atorvastatin 20	92	Atorvastatin 40	92	6	119	-19.90 (-25.17, -14.63)	Adequate	5	No
Dobs (2003) ¹⁶⁹ Pharm. Fund Multicenter	Participants of mixed 10 year CHD risk, with primary hyperlipidemia (LDL-c >=130 mg/dL) not controlled on simvastatin 20 mg/day	Simvastatin 20	66	Simvastatin 40	34	4	169	-13.36 (-18.31, -8.41)	Adequate	5	Yes
Leiter (2008) ¹⁵⁹ North America Pharm. Fund Multicenter	Participants with or without prior lipid lowering therapy with 10-year CHD risk > 20%	Atorvastatin 40	277	Atorvastatin 80	279	6	89	-16.40 (-19.45, -13.35)	Adequate	5	No
Combination – monotherapy, difference in mean percentage change from baseline (%):all statins, lower versus higher doses, all clinical populations											
Gaudiani (2005) ¹²¹ North America Pharm. Fund Multicenter	Participants with T2DM on stable thiazolidinediones, some of whom had previously completed a simvastatin trial, with LDL-c > 100 mg/dL	Simvastatin 20	103	Simvastatin 40	107	6-24	93	-20.50 (-26.60, -14.40)	unclear	3	no

Bays (2004_1) ¹⁵⁴ North America Pharm. Fund Multicenter	1° HC, heterogeneous 10- year CHD risk estimates	Simvastatin 10	222	Simvastatin 40	108	6-26	178	-5.90 (-8.80, -3.00)	Adequate	5	no
Bays (2004_2) ¹⁵⁴ North America Pharm. Fund Multicenter	1° HC, heterogeneous 10- year CHD risk estimates	Simvastatin 20	106	Simvastatin 80	224	6-26	178	-3.00 (-5.93, -0.07)	Adequate	5	no
Feldman (2004) ⁴⁷ North America Pharm. Fund Multicenter	Participants with CHD or risk equivalent	Simvastatin 20	109	Simvastatin 40	248	23	169	-10.00 (-13.19, -6.81)	unclear	2	no
Goldberg (2004_1) ⁴⁸ Ezetimibe Study Group International Pharm. fund	statin naïve, 1° HC, heterogeneous 10- year CHD risk estimates	Simvastatin 10	87	Simvastatin 40	90	12	175	-4.70 (-8.19, -0.49)	Adequate	5	no
Goldberg (2004_2) ⁴⁸ Ezetimibe Study Group International Pharm. fund	statin naïve, 1° HC, heterogeneous 10- year CHD risk estimates	Simvastatin 20	86	Simvastatin 80	87	12	175	-4.90 (-9.21, -0.59)	Adequate	5	no
Davidson (2002_1) ¹³⁰ Ezetimibe study group North America Pharm. Fund Multicenter	1° HC, heterogeneous 10- year CHD risk estimates	Simvastatin 10	67	Simvastatin 40	64	12	179	-8.12 (-13.03, -3.21)	Adequate	4	no

Davidson (2002_2) ¹³⁰ Ezetimibe study group North America Pharm. Fund Multicenter	1° HC, heterogeneous 10- year CHD risk estimates	Simvastatin 20	68	Simvastatin 80	66	12	179	-0.53 (-5.39, -4.33)	Adequate	4	no
Dobs (2003) ¹⁶⁹ Pharm. Fund Multicenter	Participants of mixed 10 year CHD risk, with primary hyperlipidemia (LDL-c >=130 mg/dL) not controlled on simvastatin 20 mg/day	Simvastatin 20	66	Simvastatin 40	34	4	169	-13.36 (-18.31, -8.41)	Adequate	5	Yes
Combination – monotherapy, difference in mean percentage change from baseline (%):all statins, all doses, intensive lipid lowering populations and clinical subgroups											
Barrios (2005) ¹¹² International Pharm. fund	CHD or risk equivalent	Simvastatin 20	215	Atorvastatin 20	207	6	124	-12.50 (-15.83, -9.17)	unclear	3	no
Farnier (2005) ¹¹⁴ International Pharm. Fund Multicenter	Participants with CAD on low dose simvastatin	Simvastatin 10-20	102	Simvastatin 10-20	101	6	123	-24.30 (-27.78, - 20.82)	unclear	5	no
Cruz- Fernandez (2005) ¹¹⁵ International Pharm. Fund Multicenter	Participants with CAD on low dose atorvastatin	Atorvastatin 10-20	219	Atorvastatin 10-20	224	6	122	-26.90 (-29.80, - 24.00)	unclear	4	no
Brohet (2005) ¹¹⁶ Europe Pharm. Fund Multicenter	Participants with CAD on low dose simvastatin	Simvastatin 10-20	204	Simvastatin 10-20	207	6	123	-23.00 (-25.86, - 20.14)	unclear	5	no

Masana (2005) ¹⁶⁷ Ezetimibe study group International Pharm. fund	Participants on stable statin treatment but not on ATP II LDL-c goals, subgroup with DM	Mixed 10-80	88	Mixed 10-80	94	8	136	-26.10 (-30.69, -21.51)	unclear	3	no
Gaudiani (2005) ¹²¹ North America Pharm. Fund Multicenter	Participants with T2DM on stable thiazolidinediones, some of whom had previously completed a simvastatin trial, with LDL-c > 100 mg/dL	Simvastatin 20	103	Simvastatin 40	107	6-24	93	-20.50 (-26.60, -14.40)	unclear	3	no
Feldman (2004) ⁴⁷ North America Pharm. Fund Multicenter	Participants with CHD or risk equivalent	Simvastatin 40	186	Simvastatin 40	181	23	169	-14.00 (-17.53, -10.47)	unclear	2	no
Gagne (2002_2) ¹³² Ezetimibe Study Group International Pharm. fund	Homozygous FHC, 7 (14%) participants between 12-18 years of age	Simvastatin 80	5	Simvastatin 80	5	12	309	-18.83 (-36.43, -1.23)	unclear	3	no
Blagden (2007) ¹⁴⁰ Europe Pharm. Fund Multicenter	Participants with CAD, statin naïve	Atorvastatin 10	72	Atorvastatin 10	76	6	157	-14.10 (-17.92, -10.28)	unclear	4	yes
Ballantyne (2007) ¹⁴² Europe Pharm. Fund Multicenter	CHD and risk equivalent	Rosuvastatin 40	235	Rosuvastatin 40	230	6	190	-24.60 (-29.39, -19.81)	unclear	1	no
Patel (2006) ¹⁴³ Europe Pharm. Fund Multicenter	Participants with CAD not on recent lipid lowering drug treatment	Simvastatin 20	72	Simvastatin 20	71	6	160	-14.60 (-19.06, -10.14)	unclear	3	no

Goldberg (2006_2) ¹⁴⁴ VYTAL North America Pharm. Fund Multicenter	T2DM, hemoglobin A-1c < 8.5% and LDL-c > 100 mg/dL	Simvastatin 40	242	Atorvastatin 40	241	6	145	-6.70 (-9.25, -4.15)	Adequate	3	no
Constance (2007) ¹⁹⁴ International Pharm. fund	Participants with T2DM on low dose atorvastatin	Simvastatin 20	210	Atorvastatin 20	213	6	94	-17.66 (-22.78, -12.54)	Adequate	3	no
Kastelein (2008) ¹² ENHANCE International Pharm. fund	FHC, LDL-c > 210 mg/dL	Simvastatin 80	357	Simvastatin 80	363	96	318	-16.50 (-16.63, -16.37)	Adequate	3	no
Ballantyne (2005) ¹¹⁸ VYVA North America Pharm. Fund Multicenter	Participants with DM not at LDL-c ATP III goal off lipid lowering treatment	Simvastatin 10-80	212	Atorvastatin 10-80	201	6	178	-10.20 (-13.25, -7.15)	Adequate	2	no
Bays (2004) ¹⁵⁴ North America Pharm. Fund Multicentre	Mixed 10 years CHD risk participants who were protocol compliant in a previous base study	Simvastatin 10-80	86	Simvastatin 10-80	69	6-26	178	-9.40 (-13.62, -5.18)	Adequate	5	No
Catapno (2006) ¹⁹³ North America Pharm. Fund Multicenter	Participants with DM	Simvastatin 20-80	186	Rosuvastatin 10-40	181	6	173	-4.30 (-6.79, -1.81)	Adequate	3	No
Leiter (2008) ¹⁵⁹ North America Pharm. Fund Multicenter	Participants with or without prior lipid lowering therapy with 10-year CHD risk > 20%	Atorvastatin 40	277	Atorvastatin 80	279	6	89	-16.40 (-19.45, -13.35)	Adequate	5	No

Bays (2004) ¹⁵⁴ North America Pharm. Fund Multicentre	Participants with DM	Simvastatin 10-80	34	Simvastatin 10-80	37	6-26	178	-14.40 (-21.18, -7.62)	Adequate	5	No
Rodney (2006) ¹¹¹ Pharm. Fund Multicentre	African descent, 1° HC	Simvastatin 20	124	Simvastatin 20	124	12	176	-17.2 (-21.1, - 13.27)	Adequate	5	No
Farnier (2005) ¹¹⁴ International Pharm. Fund Multicentre	Participants with CAD on low dose simvastatin -- African descent	Simvastatin 10-20	1	Simvastatin 10-20	1	6	111	NA	unclear	5	No
Pearson (2005) ¹¹⁷ EASE North America Pharm. Fund Multicentre	Participants not meeting ATP III target LDL-c despite statin therapy -- African descent	Mixed	174	Mixed	93	6	129	-23 (-27.5, - 18.45)	Adequate	4	No
Bays (2004) ¹⁵⁴ North America Pharm. Fund Multicentre	Participants with CHD	Simvastatin 10-80	34	Simvastatin 10-80	37	6-26	180	-9.40 (-13.62, - 5.18)	Adequate	5	No
Farnier (2005) ¹¹⁴ International Pharm. Fund Multicentre	Participants with CAD on low dose simvastatin -- Females only	Simvastatin 10-20	56	Simvastatin 10-20	57	6	111	-23.99 (-30.53, -17.45)	unclear	5	No
Davidson (2002) ¹³⁰ Ezetimibe study group North America Pharm. Fund Multicenter	1° HC, heterogeneous 10- year CHD risk estimates -- Females only	Simvastatin 10-80	152	Simvastatin 10-80	147	12	179	13.4 (9.87, 16.93)	Adequate	4	no

Dobs (2003) ¹⁶⁹ Pharm. Fund Multicenter	1° HC, heterogeneous 10- year CHD risk estimates, with (LDL-c >=130 mg/dL) not controlled on simvastatin 20 mg/day -- Females only,	Simvastatin 20	29	Simvastatin 40	15	4	169	-14.46 (-21.90, -7.02)	Adequate	5	Yes
Pearson (2005) ¹¹⁷ EASE North America Pharm. Fund Multicenter	Participants not meeting ATP III target LDL-c despite statin therapy, Hispanic subgroup	Mixed	94	Mixed	53	6	129	-21.10 (-27.16, - 15.04)	Adequate	4	no
Gagne (2002_1) ¹³² Ezetimibe Study Group International Pharm. fund	Homozygous FHC, 7 (14%) participants between 12-18 years of age – LDL > 190	Atorvastatin 80	12	Atorvastatin 80	12	12	309	-21.16 (-30.97, - 11.35)	unclear	3	no
Gagne (2002_2) ¹³² Ezetimibe Study Group International Pharm. fund	Homozygous FHC, 7 (14%) participants between 12-18 years of age, LDL > 190	Simvastatin 80	5	Simvastatin 80	5	12	309	-18.83 (-36.43, -1.23)	unclear	3	no
Kastelein (2008) ⁴² ENHANCE International Pharm. fund	FHC, LDL-c > 210 mg/dL	Simvastatin 80	357	Simvastatin 80	363	96	318	-16.50 (-16.63, - 16.37)	Adequate	3	no

Combination – monotherapy, difference in mean percentage change from baseline (%):all statins, lower versus higher doses, intensive lipid lowering populations and clinical subgroups											
Gaudiani (2005) ¹²¹ North America Pharm. Fund Multicenter	Participants with T2DM on stable thiazolidinediones, some of whom had previously completed a simvastatin trial, with LDL-c > 100 mg/dL	Simvastatin 20	103	Simvastatin 40	107	6-24	93	-20.50 (-26.60, -14.40)	unclear	3	no
Bays (2004_1) ¹⁵⁴ North America Pharm. Fund Multicenter	1° HC, heterogeneous 10-year CHD risk estimates	Simvastatin 10	222	Simvastatin 40	108	6-26	178	-5.90 (-8.80, -3.00)	Adequate	5	no
Bays (2004_2) ¹⁵⁴ North America Pharm. Fund Multicenter	1° HC, heterogeneous 10-year CHD risk estimates	Simvastatin 20	106	Simvastatin 80	224	6-26	178	-3.00 (-5.93, -0.07)	Adequate	5	no
Feldman (2004) ⁴⁷ North America Pharm. Fund Multicenter	Participants with CHD or risk equivalent	Simvastatin 20	109	Simvastatin 40	248	23	169	-10.00 (-13.19, -6.81)	unclear	2	no
Goldberg (2004_1) ⁴⁸ Ezetimibe Study Group International Pharm. fund	statin naïve, 1° HC, heterogeneous 10-year CHD risk estimates	Simvastatin 10	87	Simvastatin 40	90	12	175	-4.70 (-8.19, -0.49)	Adequate	5	no
Goldberg (2004_2) ⁴⁸ Ezetimibe Study Group International Pharm. fund	statin naïve, 1° HC, heterogeneous 10-year CHD risk estimates	Simvastatin 20	86	Simvastatin 80	87	12	175	-4.90 (-9.21, -0.59)	Adequate	5	no

Davidson (2002_1) ¹³⁰ Ezetimibe study group North America Pharm. Fund Multicenter	1° HC, heterogeneous 10- year CHD risk estimates	Simvastatin 10	67	Simvastatin 40	64	12	179	-8.12 (-13.03, -3.21)	Adequate	4	no
Davidson (2002_2) ¹³⁰ Ezetimibe study group North America Pharm. Fund Multicenter	1° HC, heterogeneous 10- year CHD risk estimates	Simvastatin 20	68	Simvastatin 80	66	12	179	-0.53 (-5.39, -4.33)	Adequate	4	no
Dobs (2003) ¹⁶⁹ Pharm. Fund Multicenter	Participants of mixed 10 year CHD risk, with primary hyperlipidemia (LDL-c >=130 mg/dL) not controlled on simvastatin 20 mg/day	Simvastatin 20	66	Simvastatin 40	34	4	169	-13.36 (-18.31, -8.41)	Adequate	5	Yes
Davidson (2002_1) ¹³⁰ Ezetimibe study group North America Pharm. Fund Multicenter	1° HC, heterogeneous 10- year CHD risk estimates -- Females only	Simvastatin 10	36	Simvastatin 40	35	12	179	-9.80 (-16.05, - 3.55)	Adequate	4	no
Davidson (2002_2) ¹³⁰ Ezetimibe study group North America Pharm. Fund Multicenter	1° HC, heterogeneous 10- year CHD risk estimates -- Females only	Simvastatin 20	34	Simvastatin 80	37	12	179	-1.8 (9.70, 6.10)	Adequate	4	no

Dobs (2003) ¹⁶⁹ Pharm. Fund Multicenter	1° HC, heterogeneous 10- year CHD risk estimates, with (LDL-c >=130 mg/dL) not controlled on simvastatin 20 mg/day -- Females only,	Simvastatin 20	29	Simvastatin 40	15	4	169	-14.46 (-21.90, -7.02)	Adequate	5	Yes
--	--	-------------------	----	-------------------	----	---	-----	---------------------------	----------	---	-----

Table F-4. Surrogate outcome – HDL-c using ezetimibe plus statin therapy compared with statin monotherapy

High density lipoprotein - cholesterol											
Trial	Population	Combination Statin Dose (mg/day)	Combo N	Monotherapy Statin Dose (mg/day)	Mono N	Follow-up (wk)	Mean Baseline LDL-c (mg/dL)	Combo-mono: mean difference (95% CI)	AAC	Jadad Score	ITTA
Combination – monotherapy, difference in mean percentage change from baseline (%):all statins, all doses, all clinical populations											
Kastelein (2008) ⁴² ENHANCE International Pharm. fund	FHC, LDL-c > 210 mg/dL	Simvastatin 80	357	Simvastatin 80	363	96	318	2.40 (-0.23, 5.03)	Adequate	3	No
Ballantyne (2003) ¹²⁶ Ezetimibe Study Group International Pharm. Fund Multicenter	1° HC, heterogeneous 10-year CHD risk estimates	Atorvastatin 80	201	Atorvastatin 80	45	52	183	0.90 (-3.04, 4.84)	unclear	2	No
Ballantyne (2004_b) ⁴⁶ North America Pharm. Fund Multicenter	HC, heterogeneous 10-year CHD risk estimates	Simvastatin 80	432	Atorvastatin 80	223	24	180	5.80 (3.43, 8.17)	unclear	3	No
Stein (2004) ¹⁵⁶ International Pharm. Fund	1° HC , LDL >= 130 mg/dL despite diet and atorvastatin 10 mg/day	Rosuvastatin 40	278	Atorvastatin 80	290	14	186	2.70 (0.76, 4.64)	unclear	3	Yes
Davidson (2002) ¹³⁰ Ezetimibe study group North America Pharm. Fund Multicenter	1° HC, heterogeneous 10-year CHD risk estimates	Simvastatin 10-80	253	Simvastatin 10-80	249	12	179	2.40 (0.18, 4.62)	Adequate	4	No

Goldberg (2004) ⁴⁸ Ezetimibe Study Group International Pharm. fund	1° HC, heterogeneous 10-year CHD risk estimates	Simvastatin 10-80	323	Simvastatin 10-80	322	12	175	0.60 (-1.33, 2.53)	Adequate	5	No
Kerzner (2003) ¹²⁹ Ezetimibe Study Group North America Pharm. Fund Multicenter	1° HC, heterogeneous 10-year CHD risk estimates	Lovastatin 10-40	181	Lovastatin 10-40	202	12	179	5.00 (2.22, 7.78)	unclear	3	Yes
Masana (2005) ¹⁶⁷ Ezetimibe study group International Pharm. fund	Participants on stable statin treatment but not on ATP II LDL-c goals	Simvastatin 80	344	Simvastatin 80	78	12	136	2.60 (-2.17, 7.37)	unclear	3	No
McKenney (2007_1) ¹³⁹ COMPELL study North America Pharm. Fund Multicenter	HC, heterogeneous 10-year CHD risk estimates	Simvastatin 40	72	Rosuvastatin 40	73	12	197	3.00 (-1.95, 7.95)	unclear	2	No
Melani (2003) ¹²⁷ Ezetimibe Study Group North America Pharm. Fund Multicenter	1° HC, heterogeneous 10-year CHD risk estimates	Pravastatin 10-40	204	Pravastatin 10-40	205	12	178	1.40 (-0.82, 3.62)	Adequate	4	Yes
Shankar (2007) ¹⁶⁸ Asia Pharm. Fund Multicenter	South Asians, heterogeneous 10-year CHD risk estimates	Simvastatin 10	114	Simvastatin 10	116	12	127	2.70 (-2.56, 7.96)	unclear	2	Yes

Ballantyne (2007) ¹⁴² Europe Pharm. Fund Multicenter	CHD and risk equivalent	Rosuvastatin 40	235	Rosuvastatin 40	230	6	190	2.32 (-0.83, 5.47)	unclear	1	No
Barrios (2005) ¹¹² International Pharm. fund	CHD or risk equivalent	Simvastatin 20	215	Atorvastatin 20	207	6	124	2.20 (-0.02, 4.42)	unclear	3	No
Blagden (2007) ¹⁴⁰ COMPELL study North America Pharm. Fund Multicenter	Participants with CAD, statin naïve	Atorvastatin 10	72	Atorvastatin 10	76	6	197	-0.30 (-4.22, 3.62)	unclear	4	No
Brohet (2005) ¹¹⁶ Europe Pharm. Fund Multicenter	Participants with CAD on low dose simvastatin	Simvastatin 10-20	204	Simvastatin 10-20	207	6	123	-0.40 (-2.91, 2.11)	unclear	5	No
Catapano (2006) ¹⁹³ North America Pharm. Fund Multicenter	Hypercholesterolemia, heterogeneous 10-year CHD risk estimates	Simvastatin 20-80	1427	Rosuvastatin 10-40	1428	6	173	0.00 (-0.83, 0.83)	Adequate	3	No
Constance (2007) ¹⁹⁴ International Pharm. fund	Participants with T2DM on low dose atorvastatin	Simvastatin 20-40	439	Atorvastatin 20	218	6	94	0.20 (-2.05, 2.45)	Adequate	3	No
Cruz-Fernandez (2005) ¹¹⁵ International Pharm. Fund Multicenter	Participants with CAD on low dose atorvastatin	Atorvastatin 10-20	219	Atorvastatin 10-20	225	6	122	2.80 (0.47, 5.13)	unclear	4	No

Gaudiani (2005) ¹²¹ North America Pharm. Fund Multicenter	Participants with T2DM on stable thiazolidinediones, some of whom had previously completed a simvastatin trial, with LDL-c > 100 mg/dL	Simvastatin 20	103	Simvastatin 40	107	6-24	93	-0.10 (-3.42, 3.22)	unclear	3	No
Feldman (2004) ⁴⁷ North America Pharm. Fund Multicenter	Participants with CHD or risk equivalent	Simvastatin 10-40	451	Simvastatin 20	248	5	169	1.88 (0.06, 3.70)	unclear	2	No
Bays (2007) ¹⁵⁴ North America Pharm. Fund Multicenter	1° HC, heterogeneous 10-year CHD risk estimates	Simvastatin 10-80	539	Simvastatin 10-80	559	6-26	178	0.80 (-0.72, 2.32)	Adequate	5	No
Berthold (2006) ¹⁰⁹ Europe Pharm. Fund Single centre	Healthy male participants. Low risk	Simvastatin 40	24	Simvastatin 40	24	2-3	114	-2.20 (-7.79, 3.39)	unclear	2	Yes
Kosoglou (2004) ¹²⁴ Europe Pharm. Fund Single centre	Healthy participants with LDL-c ≥ 130 mg/dL and BMI < 31kg/m ² . Low risk	Rosuvastatin 10	12	Rosuvastatin 10	11	2	158	-2.80 (-11.57, 5.97)	unclear	2	Yes
Landray (2006) ¹⁶⁶ UK-HARP-II Europe Pharm. Fund Multicenter	Participants with renal disease and without definitive indication for cholesterol lowering	Simvastatin 20	102	simvastatin 20	101	24	119	3.00 (-2.84, 8.84)	Adequate	2	Yes

Pearson (2005) ¹¹⁷ EASE North America Pharm. Fund Multicenter	Participants not meeting ATP III target LDL-c despite statin therapy	Mixed	1940	Mixed	968	6	129	2.10 (1.20, 3.00)	Adequate	4	No
Gouni-Berthold (2008) ¹¹⁰ Europe Pharm. Fund Single	Healthy males with LDL-c < 190 mg/dL and < 60 years of age, previously not on lipid lowering treatment	Simvastatin 40	24	Simvastatin 40	24	2	114.5	-2.20 (-7.79, 3.39)	Unclear	2	Yes
Conrad (2008) ¹⁵⁸ International Pharm. Fund Multicenter	Moderately high risk participants on atorvastatin 20 mg/day or statin naive and with LDL-c 100 mg/dL to ≤ 160 mg/dL	Atorvastatin 20	92	Atorvastatin 40	92	6	119	2.40 (1.97, 2.83)	Adequate	5	No
Leiter (2008) ¹⁵⁹ North America Pharm. Fund Multicenter	Participants with or without prior lipid lowering therapy with 10-year CHD risk > 20%	Atorvastatin 40	277	Atorvastatin 80	279	6	89	0.50 (-1.16, 2.16)	Adequate	5	No
Ballantyne (2005) ¹¹⁸ VYVA North America Pharm. Fund Multicenter	Participants with DM not at LDL-c ATP III goal off lipid lowering treatment	Simvastatin 10-80	212	Atorvastatin 10-80	201	6	178	2.60 (0.10, 5.10)	Adequate	2	no
Goldberg (2006_1) ¹⁴⁴ VYTAL North America Pharm. Fund Multicenter	Participants with type II DM, hemoglobin A-1c < 8.5% and LDL-c > 100 mg/dl	Simvastatin 20	240	Atorvastatin 20	238	6	145	3.50 (1.28, 5.72)	Adequate	3	No

Goldberg (2006_2) ¹⁴⁴ VYTAL North America Pharm. Fund Multicenter	Participants with type II DM, hemoglobin A-1c < 8.5% and LDL-c > 100 mg/dl	Simvastatin 40	241	Atorvastatin 40	242	6	145	4.00 1.78, 6.22)	Adequate	3	No
Dobs (2003) ¹⁶⁹ Pharm. Fund Multicenter	Participants of mixed 10 year CHD risk, with primary hyperlipidemia (LDL-c >=130 mg/dL) not controlled on simvastatin 20 mg/day	Simvastatin 30	66	Simvastatin 40	34	4	169	1.23 (-2.43, 4.89)	Adequate	5	Yes
Farnier (2005) ¹¹⁴ International Pharm. Fund Multicentre	Participants with CAD on low dose simvastatin	Simvastatin 10-20	179	Simvastatin 10-20	186	6	123	0.75 (-2.01, 3.51)	Unclear	5	No
Combination – monotherapy, difference in mean percentage change from baseline (%):all statins, lower versus higher doses, all clinical populations											
Barrios (2005) ¹¹² International Pharm. fund	CHD or risk equivalent	Simvastatin 20	215	Atorvastatin 20	207	6	124	2.20 (-0.02, 4.42)	unclear	3	No
Cruz-Fernandez (2005) ¹¹⁵ International Pharm. Fund Multicenter	Participants with CAD on low dose atorvastatin	Atorvastatin 10-20	219	Atorvastatin 10-20	225	6	122	2.80 (0.47, 5.13)	unclear	4	No
Brohet (2005) ¹¹⁶ Europe Pharm. Fund Multicenter	Participants with CAD on low dose simvastatin	Simvastatin 10-20	204	Simvastatin 10-20	207	6	123	-0.40 (-2.91, 2.11)	unclear	5	No

Pearson (2005) ¹¹⁷ EASE North America Pharm. Fund Multicenter	Participants not meeting ATP III target LDL-c despite statin therapy	Mixed	1940	Mixed	968	6	129	2.10 (1.20, 3.00)	Adequate	4	No
Masana (2005) ¹⁶⁷ Ezetimibe study group International Pharm. fund	Participants on stable statin treatment but not on ATP II LDL-c goals, DM subgroup	Mixed 10-80	88	Mixed 10-80	94	12	136	-0.80 (0.43, 2.09)	unclear	3	No
Gaudiani (2005) ¹²¹ North America Pharm. Fund Multicenter	Participants with T2DM on stable thiazolidinedione s, some of whom had previously completed a simvastatin trial, with LDL-c > 100 mg/dL	Simvastatin 20	103	Simvastatin 40	107	6-24	93	-0.10 (-3.42, 3.22)	unclear	3	No
Feldman (2004) ⁴⁷ North America Pharm. Fund Multicenter	Participants with CHD or risk equivalent	Simvastatin 10-40	451	Simvastatin 20	248	5	169	1.88 (0.06, 3.70)	unclear	2	No
Blagden (2007) ¹⁴⁰ COMPELL study North America Pharm. Fund Multicenter	Participants with CAD, statin naïve	Atorvastatin 10	72	Atorvastatin 10	76	6	197	-0.30 (-4.22, 3.62)	unclear	4	No
Ballantyne (2007) ¹⁴² Europe Pharm. Fund Multicenter	CHD and risk equivalent	Rosuvastatin 40	235	Rosuvastatin 40	230	6	190	2.32 (-0.83, 5.47)	unclear	1	No

Constance (2007) ¹⁹⁴ International Pharm. fund	Participants with T2DM on low dose atorvastatin	Simvastatin 20-40	439	Atorvastatin 20	218	6	94	0.20 (-2.05, 2.45)	Adequate	3	No
Kastelein (2008) ⁴² ENHANCE International Pharm. fund	FHC, LDL-c > 210 mg/dL	Simvastatin 80	357	Simvastatin 80	363.00	96	318	2.40 (-0.23, 5.03)	Adequate	3	No
Farnier (2005) ¹¹⁴ International Pharm. Fund Multicentre	Participants with CAD on low dose simvastatin	Simvastatin 10-20	179	Simvastatin 10-20	186	6	123	0.75 (-2.01, 3.51)	Unclear	5	No
Ballantyne (2005) ¹¹⁸ VYVA North America Pharm. Fund Multicenter	Participants with DM not at LDL-c ATP III goal off lipid lowering treatment	Simvastatin 10-80	212	Atorvastatin 10-80	201	6	178	2.6 (0.10, 5.10)	Adequate	2	no
Goldberg (2006_1) ¹⁴⁴ VYTAL North America Pharm. Fund Multicenter	Participants with type II DM, hemoglobin A-1c < 8.5% and LDL-c > 100 mg/dl – entered into diabetes subgroup analysis	Simvastatin 20	238	Atorvastatin 20	240	6	145	3.50 (1.28, 5.72)	Adequate	3	No

Goldberg (2006_2) ¹⁴⁴ VYTAL North America Pharm. Fund Multicenter	Participants with type II DM, hemoglobin A-1c < 8.5% and LDL-c > 100 mg/dl – entered into diabetes subgroup analysis	Simvastatin 40	242	Atorvatstatin 40	241	6	145	4.00 (1.78, 6.22)	Adequate	3	No
Catapno (2006) ¹⁹³ North America Pharm. Fund Multicenter	Participants with DM	Simvastatin 20-80	186	Rosuvastatin 10-40	181	6	173	0.7 (-1.52, 2.92)	Adequate	3	No
Leiter (2008) ¹⁵⁹ North America Pharm. Fund Multicenter	Participants with or without prior lipid lowering therapy with 10-year CHD risk > 20%	Atorvatstatin 40	277	Atorvatstatin 80	279	6	89	0.5 (-1.16, 2.16)	Adequate	5	No
Pearson (2005) ¹¹⁷ EASE North America Pharm. Fund Multicenter	Participants not meeting ATP III target LDL-c despite statin therapy -- subgroup of African descent	Mixed	174	Mixed	93	6	129	3.30 (0.35, 6.25)	Adequate	4	No
Pearson (2005) ¹¹⁷ EASE North America Pharm. Fund Multicenter	Participants not meeting ATP III target LDL-c despite statin therapy -- subgroup of Hispanic origin	Mixed	94	Mixed	53	6	129	0.30 (-3.64, 4.24)	Adequate	4	No

Combination – monotherapy, difference in mean percentage change from baseline (%):all statins, lower versus higher doses, intensive lipid lowering populations and clinical subgroups											
Gaudiani (2005) ¹²¹ North America Pharm. Fund Multicenter	Participants with T2DM on stable thiazolidinedione s, some of whom had previously completed a simvastatin trial, with LDL-c > 100 mg/dL	Simvastatin 20	103	Simvastatin 40	107	6-24	93	-0.10 (-3.42, 3.22)	unclear	3	No

Table F-5. Surrogate outcome – TC:HDL-c ratio using ezetimibe plus statin therapy compared with statin monotherapy

Total cholesterol: high-density lipoprotein cholesterol ratio											
Trial	Population	Combination Statin Dose (mg/day)	Combo N	Monotherapy Statin Dose (mg/day)	Mono N	Follow-up (wk)	Mean Baseline LDL-c (mg/dL)	Combo-mono: mean difference (95% CI)	AAC	Jadad Score	ITTA
Combination – monotherapy, difference in mean percentage change from baseline: all statins, all doses, all clinical populations											
Masana (2005) ¹⁶⁷ Ezetimibe study group International Pharm. fund	Participants on stable statin treatment but not on ATP II LDL-c goals	Simvastatin 80	344	Simvastatin 80	78	12	136	-20.30 (-26.78, -13.82)	unclear	3	no
Goldberg (2004) ⁴⁸ Ezetimibe Study Group International Pharm. fund	1° HC, heterogeneous 10-year CHD risk estimates	Simvastatin 10-80	323	Simvastatin 10-80	322	12	175	-10.90 (-13.01, -8.79)	Adequate	5	no
Ballantyne (2003) ¹²⁶ Ezetimibe Study Group International Pharm. Fund Multicenter	1° HC, heterogeneous 10-year CHD risk estimates	Atorvastatin 10-80	255	Atorvastatin 10-80	248	12	183	-10.10 (-12.53, -7.67)	unclear	2	no
Melani (2003) ¹²⁷ Ezetimibe Study Group North America Pharm. Fund Multicenter	1° HC, heterogeneous 10-year CHD risk estimates	Pravastatin 10-40	204	Pravastatin 10-40	205	12	178	-13.10 (-15.59, -10.61)	Adequate	4	yes

Kerzner (2003) ¹²⁹ Ezetimibe Study Group North America Pharm. Fund Multicenter	1° HC, heterogeneous 10-year CHD risk estimates	Lovastatin 10-40	181	Lovastatin 10-40	202	12	179	-13.00 (-15.78, -10.22)	unclear	3	yes
Davidson (2002) ¹³⁰ Ezetimibe study group North America Pharm. Fund Multicenter	1° HC, heterogeneous 10-year CHD risk estimates	Simvastatin 10-80	253	Simvastatin 10-80	249	12	179	-11.16 (-13.38, -8.94)	Adequate	4	no
McKenney (2007_1) ¹³⁹ COMPELL study North America Pharm. Fund Multicenter	HC, heterogeneous 10-year CHD risk estimates	Simvastatin 40	72	Rosuvastatin 40	73	12	197	-4.00 (-7.91, -0.09)	unclear	2	no
Barrios (2005) ¹¹² International Pharm. fund	CHD or risk equivalent	Simvastatin 20	215	Atorvastatin 20	207	6	124	-9.20 (-11.97, -6.43)	unclear	3	no
Cruz-Fernandez (2005) ¹¹⁵ International Pharm. Fund Multicenter	Participants with CAD on low dose atorvastatin	Atorvastatin 10-20	219	Atorvastatin 10-20	225	6	122	-19.90 (-22.31, -17.49)	unclear	4	no

Gaudiani (2005) ¹²¹ North America Pharm. Fund Multicenter	Participants with T2DM on stable thiazolidinediones, some of whom had previously completed a simvastatin trial, with LDL-c > 100 mg/dL	Simvastatin 20	103	Simvastatin 40	107	6-24	93	-13.50 (-18.22, -8.78)	unclear	3	no
Ballantyne (2007) ¹⁴² Europe Pharm. Fund Multicenter	CHD and risk equivalent	Rosuvastatin 40	235	Rosuvastatin 40	230	6	190	-10.36 (-12.62, -8.10)	unclear	4	no
Constance (2007) ¹⁹⁴ International Pharm. fund	Participants with T2DM on low dose atorvastatin	Simvastatin 20-40	439	Atorvastatin 20	218	6	94	-10.32 (-13.55, -7.10)	Adequate	3	no
Catapano (2006) ¹⁹³ North America Pharm. Fund Multicenter	Hypercholesterol emia, heterogeneous 10-year CHD risk estimates	Simvastatin 20-80	1427	Rosuvastatin 10-40	1428	6	173	-3.00 (-3.83, -2.17)	Adequate	4	no
Bays (2007) ¹⁵⁴ North America Pharm. Fund Multicenter	1° HC	Simvastatin 10-80	539	Simvastatin 10-80	559	6-26	178	-10.50 (-11.95, -9.05)	Adequate	3	no
Stein (2004) ¹⁵⁶ International Pharm. fund	1° HC, LDL ≥ 130 mg/dL despite diet and atorvastatin 10 mg/day	Atorvastatin 40	278	Atorvastatin 80	290	14	186	-17.00 (-18.95, -15.05)	unclear	3	yes

Conrad (2008) ¹⁵⁸ International Pharm. Fund Multicenter	Moderately high risk participants on atorvastatin 20 mg/day or statin naive and with LDL-c 100 mg/dL to ≤ 160 mg/dL	Atorvastatin 20	92	Atorvastatin 40	92	6	119	-13.00 (-17.61, -8.39)	Adequate	5	No
Leiter (2008) ¹⁵⁹ North America Pharm. Fund Multicenter	Participants with or without prior lipid lowering therapy with 10-year CHD risk > 20%	Atorvastatin 40	277	Atorvastatin 80	279	6	89	-10.40 (-12.62, -8.18)	Adequate	5	No
Ballantyne (2005) ¹¹⁸ VYVA North America Pharm. Fund Multicenter	Participants with DM not at LDL-c ATP III goal off lipid lowering treatment	Simvastatin 10-80	212	Atorvastatin 10-80	201	6	178	-7.50 (-9.85, -5.15)	Adequate	2	no
Goldberg (2006_a) ¹⁴⁴ VYTAL North America Pharm. Fund Multicenter	Participants with type II DM, hemoglobin A-1c < 8.5% and LDL-c > 100 mg/dl	Simvastatin 20	240	Atorvastatin 20	241	6	145	3.00 (0.78, 5.22)	Adequate	3	No
Goldberg (2006_b) ¹⁴⁴ VYTAL North America Pharm. Fund Multicenter	Participants with type II DM, hemoglobin A-1c < 8.5% and LDL-c > 100 mg/dl	Simvastatin 40	238	Atorvastatin 40	242	6	145	1.90 (-0.32, 4.12)	Adequate	3	No

Dobs (2003) ¹⁶⁹ Pharm. Fund Multicenter	Participants of mixed 10 year CHD risk, with primary hyperlipidemia (LDL-c \geq 130 mg/dL) not controlled on simvastatin 20 mg/day	Simvastatin 20	66	Simvastatin 40	34	4	169	-9.88 (-14.64, -5.12)	Adequate	5	Yes
Combination – monotherapy, difference in mean percentage change from baseline: all statins, lower versus higher doses, all clinical populations											
Conrad (2008) ¹⁵⁸ International Pharm. Fund Multicenter	Moderately high risk participants on atorvastatin 20 mg/day or statin naive and with LDL-c 100 mg/dL to \leq 160 mg/dL	Atorvastatin 20	92	Atorvastatin 40	92	6	119	-13.00 (-17.61, -8.39)	Adequate	5	No
Gaudiani (2005) ¹²¹ North America Pharm. Fund Multicenter	Participants with T2DM on stable thiazolidinediones, some of whom had previously completed a simvastatin trial, with LDL-c > 100 mg/dL	Simvastatin 20	103	Simvastatin 40	107	6-24	93	-13.50 (-18.22, -8.78)	unclear	3	no
Dobs (2003) ¹⁶⁹ Pharm. Fund Multicenter	Participants of mixed 10 year CHD risk, with primary hyperlipidemia (LDL-c \geq 130 mg/dL) not controlled on simvastatin 20 mg/day	Simvastatin 20	66	Simvastatin 40	34	4	169	-9.88 (-14.64, -5.12)	Adequate	5	Yes

Bays (2004_1) ¹⁵⁴ North America Pharm. Fund Multicentre	Mixed 10 years CHD risk participants who were protocol compliant in a previous base study	Simvastatin 10	222	Simvastatin 40	108	6-26	178	-3.70 (-6.38, -1.02)	Adequate	5	No
Bays (2004_2) ¹⁵⁴ North America Pharm. Fund Multicentre	Mixed 10 years CHD risk participants who were protocol compliant in a previous base study	Simvastatin 20	106	Simvastatin 80	224	6-26	178	-1.40 (-4.12, 1.32)	Adequate	5	No
Goldberg (2004_1) ⁴⁸ Ezetimibe Study Group International Pharm. fund	Statin naïve, 1° HC, heterogeneous 10-year CHD risk estimates	Simvastatin 10	87	Simvastatin 40	90	12	175	-3.30 (-7.22, 0.62)	Adequate	5	No
Goldberg (2004_2) ⁴⁸ Ezetimibe Study Group International Pharm. fund	Statin naïve, 1° HC, heterogeneous 10-year CHD risk estimates	Simvastatin 20	86	Simvastatin 80	87	12	175	-3.10 (-7.06, 0.86)	Adequate	5	No
Davidson (2002_1) ¹³⁰ Ezetimibe study group North America Pharm. Fund Multicentre	Mixed 10 years CHD risk	Simvastatin 10	67	Simvastatin 40	64	12	179	-6.82 (-11.23, -2.41)	Adequate	4	No

Davidson (2002_2) ¹³⁰ Ezetimibe study group North America Pharm. Fund Multicentre	Mixed 10 years CHD risk	Simvastatin 20	68	Simvastatin 80	66	12	179	-1.01 (-5.38, 3.36)	Adequate	4	No
Combination – monotherapy, difference in mean percentage change from baseline: all statins, all doses, intensive lipid lowering populations and clinical subgroups											
Barrios (2005) ¹¹² International Pharm. fund	CHD or risk equivalent	Simvastatin 20	215	Atorvastatin 20	207	6	124	-9.20 (-11.97, - 6.43)	unclear	3	no
Cruz-Fernandez (2005) ¹¹⁵ International Pharm. Fund Multicenter	Participants with CAD on low dose atorvastatin	Atorvastatin 10-20	219	Atorvastatin 10-20	225	6	122	-19.90 (-22.31, - 17.49)	unclear	4	no
Masana (2005) ¹⁶⁷ Ezetimibe study group International Pharm. fund	Participants on stable statin treatment but not on ATP II LDL-c goals, DM subgroup	Mixed 10-80	88	Mixed 10-80	94	8	136	-17.30 (-20.91, - 13.69)	unclear	3	no
Gaudiani (2005) ¹²¹ North America Pharm. Fund Multicenter	Participants with T2DM on stable thiazolidinediones , some of whom had previously completed a simvastatin trial, with LDL-c > 100 mg/dL	Simvastatin 20	103	Simvastatin 40	107	6-24	93	-13.50 (-18.22, - 8.78)	unclear	3	no
Ballantyne (2007) ¹⁴² Europe Pharm. Fund Multicenter	CHD and risk equivalent	Rosuvastatin 40	235	Rosuvastatin 40	230	6	190	-10.36 (-12.62, - 8.10)	unclear	4	no

Constance (2007) ¹⁹⁴ International Pharm. fund	Participants with T2DM on low dose atorvastatin	Simvastatin 20-40	439	Atorvastatin 20	218	6	94	-10.32 (-13.55, -7.10)	Adequate	3	no
Leiter (2008) ¹⁵⁹ North America Pharm. Fund Multicenter	Participants with or without prior lipid lowering therapy with 10-year CHD risk > 20%	Atorvastatin 40	277	Atorvastatin 80	279	6	89	-10.40 (-12.62, -8.18)	Adequate	5	No
Ballantyne (2005) ¹¹⁸ VYVA North America Pharm. Fund Multicenter	Participants with DM not at LDL-c ATP III goal off lipid lowering treatment	Simvastatin 10-80	212	Atorvastatin 10-80	201	6	178	-7.50 (-9.85, -5.15)	Adequate	2	no
Catapno (2006) ¹⁹³ North America Pharm. Fund Multicenter	Participants with DM	Simvastatin 20-80	186	Rosuvastatin 10-40	181	6	173	-3.40 (-5.34, -1.46)	Adequate	3	No
Goldberg (2006_1) ¹⁴⁴ VYTAL North America Pharm. Fund Multicenter	Participants with type II DM, hemoglobin A-1c < 8.5% and LDL-c > 100 mg/dl	Simvastatin 20	238	Atorvastatin 20	240	6	145	-6.70 (-8.92, -4.48)	Adequate	3	No
Goldberg (2006_2) ¹⁴⁴ VYTAL North America Pharm. Fund Multicenter	Participants with type II DM, hemoglobin A-1c < 8.5% and LDL-c > 100 mg/dl	Simvastatin 40	242	Atorvastatin 40	241	6	145	-5.60 (-7.82, -3.38)	Adequate	3	No

Combination – monotherapy, difference in mean percentage change from baseline: all statins, lower versus higher doses, intensive lipid lowering populations and clinical subgroups											
Gaudiani (2005) ¹²¹ North America Pharm. Fund Multicenter	Participants with T2DM on stable thiazolidinediones, some of whom had previously completed a simvastatin trial, with LDL-c > 100 mg/dL	Simvastatin 20	103	Simvastatin 40	107	6-24	93	-13.50 (-18.22, -8.78)	unclear	3	No

Table F-6 Surrogate outcome – Non-HDL-c using ezetimibe plus statin therapy compared with statin monotherapy in participants with diabetes mellitus

Total cholesterol: high-density lipoprotein cholesterol ratio											
Trial	Population	Combination Statin Dose (mg/day)	Combo N	Monotherapy Statin Dose (mg/day)	Mono N	Follow-up (wk)	Mean Baseline LDL-c (mg/dL)	Combo-mono: mean difference (95% CI)	AAC	Jadad Score	ITTA
Combination – monotherapy, difference in mean percentage change from baseline											
Masana (2005) ¹⁶⁷ Ezetimibe study group International Pharm. fund	Participants on stable statin treatment but not on ATP II LDL-c goals, DM subgroup	Mixed 10-80	88	Mixed 10-80	94	8	136	-23.80 (-27.96, -19.64)	unclear	3	no
Gaudiani (2005) ¹²¹ North America Pharm. Fund Multicenter	Participants with T2DM on stable thiazolidinediones, some of whom had previously completed a simvastatin trial, with LDL-c > 100 mg/dL	Simvastatin 20	103	Simvastatin 40	107	6-24	93	-18.30 (-23.98, -12.62)	unclear	3	no
Ballantyne (2005) ¹¹⁸ VYVA North America Pharm. Fund Multicenter	Participants with DM not at LDL-c ATP III goal off lipid lowering treatment	Simvastatin 10-80	212	Atorvastatin 10-80	201	6	178	-8.30 (-11.07, -5.53)	Adequate	2	no
Catapno (2006) ¹⁹³ North America Pharm. Fund Multicenter	Participants with DM	Simvastatin 20-80	186	Rosuvastatin 10-40	181	6	173	-4.20 (-6.42, -1.98)	Adequate	3	No

Goldberg (2006_1) ¹⁴⁴ VYTAL North America Pharm. Fund Multicenter	Participants with type II DM, hemoglobin A-1c < 8.5% and LDL-c > 100 mg/dl	Simvastatin 20	238	Atorvatstatin 20	240	6	145	-6.70 (-8.92, - 4.48)	Adequate	3	No
Goldberg (2006_2) ¹⁴⁴ VYTAL North America Pharm. Fund Multicenter	Participants with type II DM, hemoglobin A-1c < 8.5% and LDL-c > 100 mg/dl	Simvastatin 40	242	Atorvatstatin 40	241	6	145	-5.60 (-7.82, - 3.38)	Adequate	3	No
Constance (2007) ¹⁹⁴ International Pharm. fund	Participants with T2DM on low dose atorvastatin	Simvastatin 20-40	439	Atorvastatin 20	218	6	94	-14.92 (-19.53, -10.31)	Adequate	3	No

Table F-7. Carotid intima-media thickness (CIMT) using ezetimibe plus statin therapy compared with statin monotherapy

Trial	Population	Combination Statin Dose (mg/day)	Combo N	Monotherapy Statin Dose (mg/day)	Mono N	Follow-up (wk)	Mean Baseline LDL-c (mg/dL)	Combo-mono: mean difference (95% CI)	AAC	Jadad Score	ITTA
Kastelein (2008) ⁴² ENHANCE International Pharm. fund	FHC, LDL-c > 210 mg/dL	Simvastatin 80	322	Simvastatin 80	320	96	318	0.01 (-0.01, 0.02)	Adequate	3	No

Table F-8. Adverse events and adherence to treatment using ezetimibe plus statin compared with statin monotherapy

Trial	Population	Combination Statin Dose (mg/day)	Combo N	Monotherapy Statin Dose (mg/day)	Mono N	Follow-up (wk)	Trial Baseline LDL-c (mg/dL)	Combo/mono: number of participants with events Odds ratio (95% CI)	AAC	Jadad Score	ITTA
Relative probability of participants adhering to treatment: all statins, all doses, all clinical populations											
Kastelein (2008) ⁴² ENHANCE International Pharm. fund	FHC, LDL-c > 210 mg/dL	Simvastatin 80	357	Simvastatin 80	363	96	318	300/283 1.49 (1.02, 2.17)	Adequate	3	no
Landray (2006) ¹⁶⁶ UK-HARP-II Europe Pharm. Fund Multicenter	Participants with renal disease and without definitive indication for cholesterol lowering	Simvastatin 20	102	Simvastatin 20	101	24	119	87/92 0.57 (0.24, 1.36)	Adequate	2	yes
Ballantyne (2004_b) ⁴⁶ North America Pharm. Fund	HC, heterogeneous 10-year CHD risk estimates	Simvastatin 80	526	Atorvastatin 80	262	24	542	432/223 0.80 (0.54, 1.21)	unclear	3	no
Stein (2004) ¹⁵⁶ International Pharm. fund	1° HC, LDL >= 130 mg/dL despite diet and atorvastatin 10 mg/day	Atorvastatin 40	305	Atorvastatin 80	316	14	186	278/290 0.92 (0.53, 1.62)	unclear	3	yes
Goldberg (2004) ⁴⁸ Ezetimibe Study Group International Pharm. fund	1° HC, heterogeneous 10-year CHD risk estimates	Simvastatin 10-80	353	Simvastatin 10-80	349	12	175	323/322 0.90 (0.52, 1.55)	Adequate	5	no

Trial	Population	Combination Statin Dose (mg/day)	Combo N	Monotherapy Statin Dose (mg/day)	Mono N	Follow-up (wk)	Trial Baseline LDL-c (mg/dL)	Combo/mono: number of participants with events Odds ratio (95% CI)	AAC	Jadad Score	ITTA
Melani (2003) ¹²⁷ Ezetimibe Study Group North America Pharm. Fund Multicenter	1° HC, heterogeneous 10-year CHD risk estimates	Pravastatin 10-40	204	Pravastatin 10-40	205	12	178	184/192 0.62 (0.30, 1.29)	Adequate	4	yes
Davidson (2002_1) ¹³⁰ Ezetimibe study group North America Pharm. Fund Multicenter	1° HC, heterogeneous 10-year CHD risk estimates	Simvastatin 10	67	Simvastatin 10	70	12	179	61/61 1.50 (0.50, 4.47)	Adequate	4	no
Davidson (2002_2) ¹³⁰ Ezetimibe study group North America Pharm. Fund Multicenter	1° HC, heterogeneous 10-year CHD risk estimates	Simvastatin 20	69	Simvastatin 20	61	12	179	58/53 0.80 (0.30, 2.13)	Adequate	4	no
Davidson (2002_3) ¹³⁰ Ezetimibe study group North America Pharm. Fund Multicenter	1° HC, heterogeneous 10-year CHD risk estimates	Simvastatin 40	73	Simvastatin 40	65	12	179	68/60 1.13 (0.31, 4.11)	Adequate	4	no

Trial	Population	Combination Statin Dose (mg/day)	Combo N	Monotherapy Statin Dose (mg/day)	Mono N	Follow-up (wk)	Trial Baseline LDL-c (mg/dL)	Combo/mono: number of participants with events Odds ratio (95% CI)	AAC	Jadad Score	ITTA
Davidson (2002_4) ¹³⁰ Ezetimibe study group North America Pharm. Fund Multicenter	1° HC, heterogeneous 10-year CHD risk estimates	Simvastatin 80	65	Simvastatin 80	67	12	179	52/63 0.25 (0.08, 0.83)	Adequate	4	no
McKenney (2007_1) ¹³⁹ COMPELL study North America Pharm. Fund Multicenter	HC, heterogeneous 10-year CHD risk estimates	Simvastatin 40	72	Rosuvastatin 40	73	12	197	71/61 13.97 (1.77, 110.52)	unclear	2	no
Cruz-Fernandez (2005) ¹¹⁵ International Pharm. Fund Multicenter	Participants with CAD on low dose atorvastatin	Atorvastatin 10-20	229	Atorvastatin 10-20	225	6	122	199/200 0.83 (0.47, 1.46)	unclear	4	no
Ballantyne (2007) ¹⁴² Europe Pharm. Fund Multicenter	CHD and risk equivalent	Rosuvastatin 40	239	Rosuvastatin 40	230	6	190	232/219 1.66 (0.63, 4.37)	unclear	1	no
Patel (2006) ¹⁴³ Europe Pharm. Fund Multicenter	Participants with CAD not on recent lipid lowering drug treatment	Simvastatin 20	78	Simvastatin 20	75	6	160	76/68 3.91 (0.79, 19.48)	unclear	3	no

Trial	Population	Combination Statin Dose (mg/day)	Combo N	Monotherapy Statin Dose (mg/day)	Mono N	Follow-up (wk)	Trial Baseline LDL-c (mg/dL)	Combo/mono: number of participants with events Odds ratio (95% CI)	AAC	Jadad Score	ITTA
Reckless (2008) ¹⁴⁹ INFORCE International Pharm. Fund Multicentre	CHD patients on previous stable statin dose	Simvastatin 40	207	Double the previous (mixed) statin dose	213	12	92.5	207/205 1.01 (0.32, 3.18)	Adequate	2	No
Relative probability of participants adhering to treatment - all statins, lower versus higher doses, all clinical populations											
Davidson (2002_5) ¹³⁰ Ezetimibe study group North America Pharm. Fund Multicenter	1° HC, heterogeneous 10-year CHD risk estimates	Simvastatin 10	67	Simvastatin 40	65	12	179	61/60 0.85 (0.25, 2.93)	Adequate	4	no
Davidson (2002_6) ¹³⁰ Ezetimibe study group North America Pharm. Fund Multicenter	1° HC, heterogeneous 10-year CHD risk estimates	Simvastatin 20	69	Simvastatin 80	67	12	179	58/63 0.33 (0.10, 1.11)	Adequate	4	no
Relative probability of participants experiencing an adverse event: all statins, all doses, all clinical populations											
Ballantyne (2003) ¹²⁶ Ezetimibe Study Group International Pharm. Fund Multicenter	1° HC, heterogeneous 10-year CHD risk estimates	Atorvastatin 80	201	Atorvastatin 80	45	52	183	142/30 1.20 (0.60, 2.40)	unclear	2	no

Trial	Population	Combination Statin Dose (mg/day)	Combo N	Monotherapy Statin Dose (mg/day)	Mono N	Follow-up (wk)	Trial Baseline LDL-c (mg/dL)	Combo/mono: number of participants with events Odds ratio (95% CI)	AAC	Jadad Score	ITTA
Masana (2005) ¹⁶⁷ Ezetimibe study group International Pharm. fund	Participants on stable statin treatment but not on ATP II LDL-c goals	Simvastatin 80	355	Simvastatin 80	78	48	136	265/56 1.16 (0.67, 2.00)	unclear	3	no
Goldberg (2004) ⁴⁸ Ezetimibe Study Group International Pharm. fund	1° HC, heterogeneous 10-year CHD risk estimates	Simvastatin 10-80	539	Simvastatin 20-80	229	48	175	393/159 1.19 (0.84, 1.66)	Adequate	5	no
Ballantyne (2004_b) ⁴⁶ North America Pharm. Fund	HC, heterogeneous 10-year CHD risk estimates	Simvastatin 80	432	Atorvastatin 80	223	24	542	349/187 0.81 (0.53, 1.24)	unclear	3	no
Feldman (2004) ⁴⁷ North America Pharm. Fund Multicenter	Participants with CHD or risk equivalent	Simvastatin 10-40	457	Simvastatin 40	253	23	169	277/168 0.78 (0.56, 1.07)	unclear	2	no
Bays (2004) ¹⁵⁴ North America Pharm. Fund Multicenter	1° HC, heterogeneous 10-year CHD risk estimates	Simvastatin 10-80	544	Simvastatin 10-80	560	14-26	178	190/193 1.02 (0.80, 1.31)	Adequate	5	no
Stein (2004) ¹⁵⁶ International Pharm. fund	1° HC , LDL >= 130 mg/dL despite diet and atorvastatin 10 mg/day	Atorvastatin 40	305	Atorvastatin 80	316	14	186	193/184 1.24 (0.90, 1.71)	unclear	3	yes

Trial	Population	Combination Statin Dose (mg/day)	Combo N	Monotherapy Statin Dose (mg/day)	Mono N	Follow-up (wk)	Trial Baseline LDL-c (mg/dL)	Combo/mono: number of participants with events Odds ratio (95% CI)	AAC	Jadad Score	ITTA
Rodney (2006) ¹¹¹ Pharm. Fund Multicenter	African descent, 1° HC	Simvastatin 20	124	Simvastatin 20	123	12	176	71/69 1.05 (0.63, 1.73)	Adequate	5	no
Melani (2003) ¹²⁷ Ezetimibe Study Group North America Pharm. Fund Multicenter	1° HC, heterogeneous 10-year CHD risk estimates	Pravastatin 10-40	204	Pravastatin 10-40	205	12	178	134/129 1.13 (0.75, 1.69)	Adequate	4	yes
Kerzner (2003) ¹²⁹ Ezetimibe Study Group North America Pharm. Fund Multicenter	1° HC, heterogeneous 10-year CHD risk estimates	Lovastatin 10-40	192	Lovastatin 10-40	220	12	179	122/141 0.98 (0.65, 1.46)	unclear	3	yes
Davidson (2002) ¹³⁰ Ezetimibe study group North America Pharm. Fund Multicenter	1° HC, heterogeneous 10-year CHD risk estimates	Simvastatin 10-80	268	Simvastatin 10-80	261	12	179	185/188 0.87 (0.60, 1.26)	Adequate	4	no
Shankar (2007) ¹⁶⁸ Asia Pharm. Fund Multicenter	South Asians, heterogeneous 10-year CHD risk estimates	Simvastatin 10	114	Simvastatin 10	116	12	127	39/38 1.07 (0.62, 1.85)	unclear	2	yes
Barrios (2005) ¹¹² International Pharm. fund	CHD or risk equivalent	Simvastatin 20	221	Atorvastatin 20	214	6	124	44/51 0.79 (0.50, 1.25)	unclear	3	no

Trial	Population	Combination Statin Dose (mg/day)	Combo N	Monotherapy Statin Dose (mg/day)	Mono N	Follow-up (wk)	Trial Baseline LDL-c (mg/dL)	Combo/mono: number of participants with events Odds ratio (95% CI)	AAC	Jadad Score	ITTA
Ballantyne (2007) ¹⁴² Europe Pharm. Fund Multicenter	CHD and risk equivalent	Rosuvastatin 40	238	Rosuvastatin 40	230	6	190	75/77 0.91 (0.62, 1.35)	unclear	1	no
Goldberg (2006) ¹⁴⁴ VYTAL North America Pharm. Fund Multicenter	T2DM, hemoglobin A-1c < 8.5% and LDL-c > 100 mg/dL	Simvastatin 20-40	494	Atorvastatin 10-40	732	6	145	106/176 0.86 (0.66, 1.13)	Adequate	3	no
Geiss (2005) ¹¹⁹	Severe HC LDL-c>190 all on LDL-c-apheresis	Mixed 5-20	20	Mixed 5-20	20	2		0/0 0.00 (0.00, 0.00)	unclear	2	no
Kosoglou (2004) ¹²⁴ Europe Pharm. Fund Single centre	Healthy participants with LDL-c >= 130 mg/dL and BMI < 31kg/m2. Low risk	Rosuvastatin 10	12	Rosuvastatin 10	12	23	158	11/9 3.67 (0.32, 41.59)	unclear	2	yes
Reckless (2008) ¹⁴⁹ INFORCE International Pharm. Fund Multicentre	CHD patients on previous stable statin dose	Simvastatin 40	213	Double the previous (mixed) statin dose	211	12	92.5	102/96 (0.75, 1.61)	Adequate	2	No
Roeters van Lennep (2008) ¹⁵¹ EASEGO Europe Pharm. Fund Multicentre	CHD and/or controlled type II DM patients not on target LDL-c despite prior low dose simvastatin or atorvastatin therapy	Simvastatin 20	178	Simvastatin 40 or atorvastatin 20	189	12	115	64/66 1.05 (0.68, 1.61)	Unclear	3	Yes

Trial	Population	Combination Statin Dose (mg/day)	Combo N	Monotherapy Statin Dose (mg/day)	Mono N	Follow-up (wk)	Trial Baseline LDL-c (mg/dL)	Combo/mono: number of participants with events Odds ratio (95% CI)	AAC	Jadad Score	ITTA
Dagli (2007) ¹⁸⁷ Europe Single center	CHD or risk equivalent with off treatment LDL-c > 210 mg/dL	Pravastatin 10	50	Pravastatin 40	50	24	162	3/6 0.47 (0.11, 1.99)	Unclear	2	Yes
Leiter (2008) ¹⁵⁹ North America Pharm. Fund Multicenter	Participants with or without prior lipid lowering therapy with 10-year CHD risk > 20%	Atorvastatin 40	286	Atorvastatin 80	289	6	89	63/61 1.06 (0.71, 1.57)	Adequate	5	No
Relative probability of participants experiencing an adverse event: all statins, all doses, all clinical populations											
Feldman (2004) ⁴⁷ North America Pharm. Fund Multicenter	Participants with CHD or risk equivalent	Simvastatin 20	109	Simvastatin 40	253	23	169	74/168 1.07 (0.66, 1.73)	unclear	2	no
Relative probability of participants withdrawing from trial due to an adverse event											
Kastelein (2008) ⁴² ENHANCE International Pharm. fund	FHC LDL-c>190	Simvastatin 80	357	Simvastatin 80	363	96	318	29/34 0.86 (0.51, 1.44)	Adequate	3	no
Ballantyne (2003) ¹²⁶ Ezetimibe Study Group International Pharm. Fund Multicenter	1° HC heterogeneous 10-year CHD risk estimates	Atorvastatin 80	201	Atorvastatin 80	45	52	183	19/3 1.46 (0.41, 5.17)	unclear	2	no

Trial	Population	Combination Statin Dose (mg/day)	Combo N	Monotherapy Statin Dose (mg/day)	Mono N	Follow-up (wk)	Trial Baseline LDL-c (mg/dL)	Combo/mono: number of participants with events Odds ratio (95% CI)	AAC	Jadad Score	ITTA
Masana (2005) ¹⁶⁷ Ezetimibe study group International Pharm. fund	Participants on stable statin treatment but not on ATP II LDL-c goals	Simvastatin 80	355	Simvastatin 80	78	48	136	26/8 0.69 (0.30, 1.59)	unclear	3	no
Gaudiani (2005) ¹²¹ North America Pharm. Fund Multicenter	Participants with T2DM on stable thiazolidinediones, some of whom had previously completed a simvastatin trial, with LDL-c > 100 mg/dL	Simvastatin 20	104	Simvastatin 40	110	24	93	2/5 0.41 (0.08, 2.17)	unclear	3	no
Ballantyne (2004_b) ⁴⁶ North America Pharm. Fund	HC, heterogeneous 10-year CHD risk estimates	Simvastatin 80	526	Atorvastatin 80	262	24	542	46/14 1.70 (0.92, 3.15)	unclear	3	no
Feldman (2004) ⁴⁷ North America Pharm. Fund Multicenter	Participants with CHD or risk equivalent	Simvastatin 10-40	457	Simvastatin 40	253	23	169	23/14 0.90 (0.46, 1.79)	unclear	2	no
Bays (2004) ¹⁵⁴ North America Pharm. Fund Multicenter	1° HC, heterogeneous 10-year CHD risk estimates	Simvastatin 10-80	544	Simvastatin 10-80	560	14-26	178	14/12 1.21 (0.55, 2.63)	Adequate	5	no
Stein (2004) ¹⁵⁶ International Pharm. fund	1° HC, LDL ≥ 130 mg/dL despite diet and atorvastatin 10 mg/day	Atorvastatin 40	305	Atorvastatin 80	316	14	186	13/14 0.96 (0.44, 2.08)	unclear	3	yes

Trial	Population	Combination Statin Dose (mg/day)	Combo N	Monotherapy Statin Dose (mg/day)	Mono N	Follow-up (wk)	Trial Baseline LDL-c (mg/dL)	Combo/mono: number of participants with events Odds ratio (95% CI)	AAC	Jadad Score	ITTA
Rodney (2006) ¹¹¹ Pharm. Fund Multicenter	African descent, 1° HC	Simvastatin 20	124	Simvastatin 20	123	12	176	2/1 2.00 (0.18, 22.35)	Adequate	5	no
Goldberg (2004) ⁴⁸ Ezetimibe Study Group International Pharm. fund	1° HC, heterogeneous 10- year CHD risk estimates	Simvastatin 10-80	353	Simvastatin 10-80	349	12	175	16/7 2.32 (0.94, 5.71)	Adequate	5	no
Melani (2003) ¹²⁷ Ezetimibe Study Group North America Pharm. Fund Multicenter	1° HC, heterogeneous 10- year CHD risk estimates	Pravastatin 10-40	204	Pravastatin 10-40	205	12	178	9/3 3.11 (0.83, 11.65)	Adequate	4	yes
Kerzner (2003) ¹²⁹ Ezetimibe Study Group North America Pharm. Fund Multicenter	1° HC, heterogeneous 10- year CHD risk estimates	Lovastatin 10-40	192	Lovastatin 10-40	220	12	179	9/10 1.03 (0.41, 2.60)	unclear	3	yes
Davidson (2002_1) ¹³⁰ Ezetimibe study group North America Pharm. Fund Multicenter	1° HC, heterogeneous 10- year CHD risk estimates	Simvastatin 10	67	Simvastatin 10	70	12	179	2/4 0.51 (0.09, 2.87)	Adequate	4	no

Trial	Population	Combination Statin Dose (mg/day)	Combo N	Monotherapy Statin Dose (mg/day)	Mono N	Follow-up (wk)	Trial Baseline LDL-c (mg/dL)	Combo/mono: number of participants with events Odds ratio (95% CI)	AAC	Jadad Score	ITTA
Davidson (2002_2) ¹³⁰ Ezetimibe study group North America Pharm. Fund Multicenter	1° HC, heterogeneous 10-year CHD risk estimates	Simvastatin 20	69	Simvastatin 20	61	12	179	7/6 1.03 (0.33, 3.27)	Adequate	4	no
Davidson (2002_3) ¹³⁰ Ezetimibe study group North America Pharm. Fund Multicenter	1° HC, heterogeneous 10-year CHD risk estimates	Simvastatin 40	73	Simvastatin 40	65	12	179	3/2 1.35 (0.22, 8.34)	Adequate	4	no
Davidson (2002_4) ¹³⁰ Ezetimibe study group North America Pharm. Fund Multicenter	1° HC, heterogeneous 10-year CHD risk estimates	Simvastatin 80	65	Simvastatin 80	67	12	179	8/2 4.56 (0.93, 22.36)	Adequate	4	no
Gagne (2002) ¹³² Ezetimibe Study Group International Pharm. fund	Homozygous FHC, 7 (14%) participants between 12-18 years of age	Mixed 40-80	33	Mixed 80	17	12	309	2/0 2.78 (0.13, 61.17)	unclear	3	no
Shankar (2007) ¹⁶⁸ Asia Pharm. Fund Multicenter	South Asians, heterogeneous 10-year CHD risk estimates	Simvastatin 10	114	Simvastatin 10	116	12	127	0/0	unclear	2	yes

Trial	Population	Combination Statin Dose (mg/day)	Combo N	Monotherapy Statin Dose (mg/day)	Mono N	Follow-up (wk)	Trial Baseline LDL-c (mg/dL)	Combo/mono: number of participants with events Odds ratio (95% CI)	AAC	Jadad Score	ITTA
Stein (2008) ¹⁴⁸ International Pharm. fund	HC, Participants with documented statin associated muscle related side effects	Fluvastatin 80	64	Fluvastatin 80	69	12	174	5/6 0.89 (0.26, 3.07)	Adequate	5	yes
Constance (2007) ¹⁹⁴ International Pharm. fund	Participants with T2DM on low dose atorvastatin	Simvastatin 20-40	442	Atorvastatin 20	219	8	94	10/2 2.51 (0.55, 11.56)	Adequate	3	no
Barrios (2005) ¹¹² International Pharm. fund	CHD or risk equivalent	Simvastatin 20	217	Atorvastatin 20	210	6	124	1/0 2.92 (0.12, 72.00)	unclear	3	no
Cruz-Fernandez (2005) ¹¹⁵ International Pharm. Fund Multicenter	Participants with CAD on low dose atorvastatin	Atorvastatin 10-20	220	Atorvastatin 10-20	230	6	122	2/1 2.10 (0.19, 23.34)	unclear	4	no
Brohet (2005) ¹¹⁶ Europe Pharm. Fund Multicenter	Participants with CAD on low dose simvastatin	Simvastatin 10-20	208	Simvastatin 10-20	210	6	123	2/0 5.10 (0.24, 106.81)	unclear	5	no
Blagden (2007) ¹⁴⁰ Europe Pharm. Fund Multicenter	Participants with CAD, statin naïve	Atorvastatin 10	72	Atorvastatin 10	76	6	157	6/1 6.82 (0.80, 58.11)	unclear	4	yes

Trial	Population	Combination Statin Dose (mg/day)	Combo N	Monotherapy Statin Dose (mg/day)	Mono N	Follow-up (wk)	Trial Baseline LDL-c (mg/dL)	Combo/mono: number of participants with events Odds ratio (95% CI)	AAC	Jadad Score	ITTA
Ballantyne (2007) ¹⁴² Europe Pharm. Fund Multicenter	CHD and risk equivalent	Rosuvastatin 40	238	Rosuvastatin 40	230	6	190	6/3 1.96 (0.48, 7.92)	unclear	1	no
Patel (2006) ¹⁴³ Europe Pharm. Fund Multicenter	Participants with CAD not on recent lipid lowering drug treatment	Simvastatin 20	77	Simvastatin 20	75	6	160	5/1 5.14 (0.59, 45.07)	unclear	3	no
Goldberg (2006) ¹⁴⁴ VYTAL North America Pharm. Fund Multicenter	T2DM, hemoglobin A-1c < 8.5% and LDL-c > 100 mg/dL	Simvastatin 20-40	494	Atorvastatin 10-40	732	6	145	4/11 0.54 (0.17, 1.69)	Adequate	3	no
Kosoglou (2002) ¹⁰⁶ North America Pharm. Fund Single centre	Healthy male participants. Low risk	Simvastatin 10	12	Simvastatin 10	12	2	169	1/0 3.26 (0.12, 88.35)	unclear	2	no
Roeters van Lennep (2008) ¹⁵¹ EASEGO Europe Pharm. Fund Multicentre	CHD and/or controlled T2DM patients not on target LDL-c despite prior low dose simvastatin or atorvastatin therapy	Simvastatin 20	178	Mixed 20-40	189	12	115	10/7 1.55 (0.58, 4.16)	Unclear	3	No
Dagli (2007) ¹⁸⁷ Europe Single center	CHD or risk equivalent with off treatment LDL-c > 210 mg/dL	Pravastatin 10	50	Pravastatin 40	50	24	162	0/0	Unclear	2	Yes

Trial	Population	Combination Statin Dose (mg/day)	Combo N	Monotherapy Statin Dose (mg/day)	Mono N	Follow-up (wk)	Trial Baseline LDL-c (mg/dL)	Combo/mono: number of participants with events Odds ratio (95% CI)	AAC	Jadad Score	ITTA
Conrad (2008) ¹⁵⁸ International Pharm. Fund Multicenter	Moderately high risk participants on atorvastatin 20 mg/day or statin naive and with LDL-c 100 mg/dL to <= 160 mg/dL	Atorvastatin 20	96	Atorvastatin 40	98	6	119	0/2 0.20 (0.01, 4.22)	Adequate	5	No
Leiter (2008) ¹⁵⁹ North America Pharm. Fund Multicenter	Participants with or without prior lipid lowering therapy with 10-year CHD risk > 20%	Atorvastatin 40	286	Atorvastatin 80	289	6	89	4/6 0.67 (0.19, 2.40)	Adequate	5	No
Ballantyne (2005) ¹¹⁸ VYVA North America Pharm. Fund Multicenter	Participants with DM not at LDL-c ATP III goal off lipid lowering treatment	Simvastatin 10-80	220	Atorvastatin 10-80	206	6	178	4/2 1.89 (0.34, 10.42)	Adequate	2	no
Catapno (2006) ¹⁹³ North America Pharm. Fund Multicenter	Participants with DM	Simvastatin 20-80	190	Rosuvastatin 10-40	185	6	173	6/6 0.97 (0.31, 3.07)	Adequate	3	No
Dobs (2003) ¹⁶⁹ Pharm. Fund Multicenter	Participants of mixed 10 year CHD risk, with primary hyperlipidemia (LDL-c >=130 mg/dL) not controlled on simvastatin 20 mg/day	Simvastatin 20	66	Simvastatin 40	34	4	169	6/1 3.30 (0.38, 28.59)	Adequate	5	Yes

Trial	Population	Combination Statin Dose (mg/day)	Combo N	Monotherapy Statin Dose (mg/day)	Mono N	Follow-up (wk)	Trial Baseline LDL-c (mg/dL)	Combo/mono: number of participants with events Odds ratio (95% CI)	AAC	Jadad Score	ITTA
Relative probability of participants withdrawing from trial due to an adverse event: all statins, lower versus higher doses, all clinical populations											
Gaudiani (2005) ¹²¹ North America Pharm. Fund Multicenter	Participants with T2DM on stable thiazolidinediones, some of whom had previously completed a simvastatin trial, with LDL-c > 100 mg/dL	Simvastatin 20	104	Simvastatin 40	110	24	93	2/5 0.41 (0.08, 2.17)	unclear	3	no
Davidson (2002_1) ¹³⁰ Ezetimibe study group North America Pharm. Fund Multicenter	1° HC, heterogeneous 10-year CHD risk estimates	Simvastatin 10	67	Simvastatin 40	65	12	179	2/2 0.41 (0.08, 2.17)	Adequate	4	no
Davidson (2002_2) ¹³⁰ Ezetimibe study group North America Pharm. Fund Multicenter	1° HC, heterogeneous 10-year CHD risk estimates	Simvastatin 20	360	Simvastatin 80	253	12	179	18/14 0.90 (0.44, 1.84)	Adequate	4	no
Feldman (2004) ⁴⁷ North America Pharm. Fund Multicenter	Participants with CHD or risk equivalent	Simvastatin 10-20	360	Simvastatin 40	253	23	169	18/14 0.90 (0.44, 1.84)	unclear	2	no

Trial	Population	Combination Statin Dose (mg/day)	Combo N	Monotherapy Statin Dose (mg/day)	Mono N	Follow-up (wk)	Trial Baseline LDL-c (mg/dL)	Combo/mono: number of participants with events Odds ratio (95% CI)	AAC	Jadad Score	ITTA
Dobs (2003) ¹⁶⁹ Pharm. Fund Multicenter	Participants of mixed 10 year CHD risk, with primary hyperlipidemia (LDL-c \geq 130 mg/dL) not controlled on simvastatin 20 mg/day	Simvastatin 20	66	Simvastatin 40	34	4	169	6/1 3.30 (0.38, 28.59)	Adequate	5	Yes
Relative probability of participants experiencing elevated serum AST and/or ALT \geq 3 times ULN and/or hepatitis: all statins, all doses, all clinical populations											
Ballantyne (2003) ¹²⁶ Ezetimibe Study Group International Pharm. Fund Multicenter	1° HC, heterogeneous 10-year CHD risk estimates	Atorvastatin 80	201	Atorvastatin 80	45	52	183	1/0 0.68 (0.03, 16.98)	unclear	2	no
Masana (2005) ¹⁶⁷ Ezetimibe study group International Pharm. fund	Participants on stable statin treatment but not on ATP II LDL-c goals	Simvastatin 80	296	Simvastatin 80	57	48	136	1/0 0.58 (0.02, 14.51)	unclear	3	no
Goldberg (2004) ⁴⁸ Ezetimibe Study Group International Pharm. fund	1° HC, heterogeneous 10-year CHD risk estimates	Simvastatin 10-80	530	Simvastatin 20-80	227	48	175	15/1 6.58 (0.86, 50.13)	Adequate	5	no

Trial	Population	Combination Statin Dose (mg/day)	Combo N	Monotherapy Statin Dose (mg/day)	Mono N	Follow-up (wk)	Trial Baseline LDL-c (mg/dL)	Combo/mono: number of participants with events Odds ratio (95% CI)	AAC	Jadad Score	ITTA
Gaudiani (2005) ¹²¹ North America Pharm. Fund Multicenter	Participants with T2DM on stable thiazolidinediones, some of whom had previously completed a simvastatin trial, with LDL-c > 100 mg/dL	Simvastatin 20	103	Simvastatin 40	107	24	93	1/1 1.04 (0.06, 16.84)	unclear	3	no
Ballantyne (2004) ⁴⁶ North America Pharm. Fund Multicenter	HC, heterogeneous 10-year CHD risk estimates	Simvastatin 80	511	Atorvastatin 80	252	24	542	11/6 0.90 (0.33, 2.47)	unclear	3	no
Feldman (2004) ⁴⁷ North America Pharm. Fund Multicenter	Participants with CHD or risk equivalent	Simvastatin 10-40	451	Simvastatin 40	248	23	169	2/0 2.76 (0.13, 57.80)	unclear	2	no
Bays (2004) ¹⁵⁴ North America Pharm. Fund Multicenter	1° HC, heterogeneous 10-year CHD risk estimates	Simvastatin 10-80	540	Simvastatin 10-80	559	14-26	178	8/7 1.19 (0.43, 3.29)	Adequate	5	no
Stein (2004) ¹⁵⁶ International Pharm. fund	1° HC, LDL ≥ 130 mg/dL despite diet and atorvastatin 10 mg/day	Atorvastatin 40	305	Atorvastatin 80	316	14	186	3/1 3.13 (0.32, 30.25)	unclear	3	yes
Rodney (2006) ¹¹¹ Pharm. Fund Multicenter	African descent, 1° HC	Simvastatin 20	124	Simvastatin 20	123	12	176	0/0	Adequate	5	no

Trial	Population	Combination Statin Dose (mg/day)	Combo N	Monotherapy Statin Dose (mg/day)	Mono N	Follow-up (wk)	Trial Baseline LDL-c (mg/dL)	Combo/mono: number of participants with events Odds ratio (95% CI)	AAC	Jadad Score	ITTA
Melani (2003) ¹²⁷ Ezetimibe Study Group North America Pharm. Fund Multicenter	1° HC, heterogeneous 10-year CHD risk estimates	Pravastatin 10-40	204	Pravastatin 10-40	205	12	178	2/1 2.02 (0.18, 22.45)	Adequate	4	yes
Kerzner (2003) ¹²⁹ Ezetimibe Study Group North America Pharm. Fund Multicenter	1° HC, heterogeneous 10-year CHD risk estimates	Lovastatin 10-40	192	Lovastatin 10-40	220	12	179	1/0 3.45 (0.14, 85.29)	unclear	3	yes
Gagne (2002) ¹³² Ezetimibe Study Group International Pharm. fund	Homozygous FHC, 7 (14%) participants between 12-18 years of age	Mixed 40-80	29	Mixed 80	16	12	309	2/0 3.00 0.14, 66.40	unclear	3	no
Stein (2008) ¹⁴⁸ International Pharm. fund	HC, Participants with documented statin associated muscle related side effects	Fluvastatin 80	64	Fluvastatin 80	69	12	174	1/1 1.08 (0.07, 17.62)	Adequate	5	yes
Davidson (2002_1) ¹³⁰ Ezetimibe study group North America Pharm. Fund Multicenter	1° HC, heterogeneous 10-year CHD risk estimates	Simvastatin 10	61	Simvastatin 10	61	12	179	0/0	Adequate	4	no

Trial	Population	Combination Statin Dose (mg/day)	Combo N	Monotherapy Statin Dose (mg/day)	Mono N	Follow-up (wk)	Trial Baseline LDL-c (mg/dL)	Combo/mono: number of participants with events Odds ratio (95% CI)	AAC	Jadad Score	ITTA
Davidson (2002_2) ¹³⁰ Ezetimibe study group North America Pharm. Fund Multicenter	1° HC, heterogeneous 10-year CHD risk estimates	Simvastatin 20	58	Simvastatin 20	53	12	179	1/1 0.91 (0.06, 14.96)	Adequate	4	no
Davidson (2002_3) ¹³⁰ Ezetimibe study group North America Pharm. Fund Multicenter	1° HC, heterogeneous 10-year CHD risk estimates	Simvastatin 40	68	Simvastatin 40	60	12	179	4/0 8.44 (0.45, 160.12)	Adequate	4	no
Davidson (2002_4) ¹³⁰ Ezetimibe study group North America Pharm. Fund Multicenter	1° HC, heterogeneous 10-year CHD risk estimates	Simvastatin 80	52	Simvastatin 80	63	12	179	1/1 1.22 (0.07, 19.92)	Adequate	4	no
Constance (2007) ¹⁹⁴ International Pharm. fund	Participants with T2DM on low dose atorvastatin	Simvastatin 20-40	442	Atorvastatin 20	219	8	94	3/1 1.49 (0.15, 14.41)	Adequate	3	no
Cruz-Fernandez (2005) ¹¹⁵ International Pharm. Fund Multicenter	Participants with CAD on low dose atorvastatin	Atorvastatin 10-20	218	Atorvastatin 10-20	230	6	122	1/0 3.18 (0.13, 78.46)	unclear	4	no

Trial	Population	Combination Statin Dose (mg/day)	Combo N	Monotherapy Statin Dose (mg/day)	Mono N	Follow-up (wk)	Trial Baseline LDL-c (mg/dL)	Combo/mono: number of participants with events Odds ratio (95% CI)	AAC	Jadad Score	ITTA
Brohet (2005) ¹¹⁶ Europe Pharm. Fund Multicenter	Participants with CAD on low dose simvastatin	Simvastatin 10-20	208	Simvastatin 10-20	210	6	123	0/0	unclear	5	no
Ballantyne (2005) ¹¹⁸ VYVA North America Pharm. Fund Multicenter	Participants not on ATP III target LDL-c	Simvastatin 10-80	933	Atorvastatin 10-80	939	6	178	1/11 0.09 (0.01, 0.70)	Adequate	2	no
Blagden (2007) ¹⁴⁰ Europe Pharm. Fund Multicenter	Participants with CAD, statin naïve	Atorvastatin 10	72	Atorvastatin 10	76	6	157	0/0	unclear	4	yes
Ballantyne (2007) ¹⁴² Europe Pharm. Fund Multicenter	CHD and risk equivalent	Rosuvastatin 40	238	Rosuvastatin 40	230	6	190	3/0 6.85 (0.35, 133.38)	unclear	1	no
Goldberg (2006) ¹⁴⁴ VYTAL North America Pharm. Fund Multicenter	T2DM, hemoglobin A-1c < 8.5% and LDL-c > 100 mg/dL	Simvastatin 20-40	494	Atorvastatin 10-40	732	6	145	0/3 0.21 (0.01, 4.09)	Adequate	3	no
Catapano (2006) ¹⁹³ North America Pharm. Fund Multicenter	Hypercholesterolemia, heterogeneous 10-year CHD risk estimates	Simvastatin 20-80	1437	Rosuvastatin 10-40	1447	6	173	9/3 3.03 (0.82, 11.23)	Adequate	3	no

Trial	Population	Combination Statin Dose (mg/day)	Combo N	Monotherapy Statin Dose (mg/day)	Mono N	Follow-up (wk)	Trial Baseline LDL-c (mg/dL)	Combo/mono: number of participants with events Odds ratio (95% CI)	AAC	Jadad Score	ITTA
Geiss (2005) ¹¹⁹	Severe HC LDL-c >190 all on LDL-c-apheresis	Mixed 5-20	20	Mixed 5-20	20	5		0/0	unclear	2	no
Kosoglou (2002) ¹⁰⁶ North America Pharm. Fund Single centre	Healthy male participants. Low risk	Simvastatin 10	12	Simvastatin 10	12	2	169	0/0	unclear	2	no
Reckless (2008) ¹⁴⁹ INFORCE International Pharm. Fund Multicentre	CHD patients on previous stable statin dose	Simvastatin 40	204	Double the previous (mixed) statin dose	203	12	92.5	6/7 0.85 (0.28, 2.56)	Adequate	2	No
Leiter (2008) ¹⁵⁹ North America Pharm. Fund Multicenter	Participants with or without prior lipid lowering therapy with 10-year CHD risk > 20%	Atorvastatin 40	281	Atorvastatin 80	283	6	89	1/1 1.01 (0.06, 16.14)	Adequate	5	No
Dobs (2003) ¹⁶⁹ Pharm. Fund Multicenter	Participants of mixed 10 year CHD risk, with primary hyperlipidemia (LDL-c >=130 mg/dL) not controlled on simvastatin 20 mg/day	Simvastatin 20	66	Simvastatin 40	34	4	169	1/0 4.55 (0.07, 285/04)	Adequate	5	Yes

Trial	Population	Combination Statin Dose (mg/day)	Combo N	Monotherapy Statin Dose (mg/day)	Mono N	Follow-up (wk)	Trial Baseline LDL-c (mg/dL)	Combo/mono: number of participants with events Odds ratio (95% CI)	AAC	Jadad Score	ITTA
Relative probability of participants experiencing elevated serum AST and/or ALT \geq 3 times ULN and/or hepatitis: all statins, lower versus higher doses, all clinical populations											
Gaudiani (2005) ¹²¹ North America Pharm. Fund Multicenter	Participants with T2DM on stable thiazolidinediones, some of whom had previously completed a simvastatin trial, with LDL-c > 100 mg/dL	Simvastatin 20	103	Simvastatin 40	107	24	93	1/1 1.04 (0.06, 16.84)	unclear	3	no
Goldberg (2004_1) ⁴⁸ Ezetimibe Study Group International Pharm. fund	1° HC, heterogeneous 10-year CHD risk estimates	Simvastatin 10	134	Simvastatin 40	77	48	175	1/0 1.74 (0.07, 43.28)	Adequate	5	no
Goldberg (2004_2) ⁴⁸ Ezetimibe Study Group International Pharm. fund	1° HC, heterogeneous 10-year CHD risk estimates	Simvastatin 20	135	Simvastatin 80	73	48	175	1/1 0.54 (0.03, 8.72)	Adequate	5	no
Feldman (2004) ⁴⁷ North America Pharm. Fund Multicenter	Participants with CHD or risk equivalent	Simvastatin 10-20	354	Simvastatin 40	248	23	169	1/0 2.11 (0.09, 51.98)	unclear	2	no

Trial	Population	Combination Statin Dose (mg/day)	Combo N	Monotherapy Statin Dose (mg/day)	Mono N	Follow-up (wk)	Trial Baseline LDL-c (mg/dL)	Combo/mono: number of participants with events Odds ratio (95% CI)	AAC	Jadad Score	ITTA
Davidson (2002_5) ¹³⁰ Ezetimibe study group North America Pharm. Fund Multicenter	1° HC, heterogeneous 10-year CHD risk estimates	Simvastatin 10	61	Simvastatin 40	60	12	179	0/0	Adequate	4	no
Davidson (2002_6) ¹³⁰ Ezetimibe study group North America Pharm. Fund Multicenter	1° HC, heterogeneous 10-year CHD risk estimates	Simvastatin 20	58	Simvastatin 80	63	12	179	1/1 1.09 (0.07, 17.80)	Adequate	4	no
Dobs (2003) ¹⁶⁹ Pharm. Fund Multicenter	Participants of mixed 10 year CHD risk, with primary hyperlipidemia (LDL-c >=130 mg/dL) not controlled on simvastatin 20 mg/day	Simvastatin 20	66	Simvastatin 40	34	4	169	1/0 4.55 (0.07, 285/04)	Adequate	5	Yes
Relative probability of participants experiencing myalgia: all statins, all doses, all clinical populations											
Ballantyne (2003) ¹²⁶ Ezetimibe Study Group International Pharm. Fund Multicenter	1° HC, heterogeneous 10-year CHD risk estimates	Atorvastatin 80	201	Atorvastatin 80	45	52	183	1/0 0.68 (0.03, 16.98)	unclear	2	no

Trial	Population	Combination Statin Dose (mg/day)	Combo N	Monotherapy Statin Dose (mg/day)	Mono N	Follow-up (wk)	Trial Baseline LDL-c (mg/dL)	Combo/mono: number of participants with events Odds ratio (95% CI)	AAC	Jadad Score	ITTA
Masana (2005) ¹⁶⁷ Ezetimibe study group International Pharm. fund	Participants on stable statin treatment but not on ATP II LDL-c goals	Simvastatin 80	296	Simvastatin 80	57	48	136	1/0 0.58 (0.02, 14.51)	unclear	3	no
Goldberg (2004) ⁴⁸ Ezetimibe Study Group International Pharm. fund	1° HC, heterogeneous 10-year CHD risk estimates	Simvastatin 10-80	539	Simvastatin 20-80	229	48	175	15/7 0.91 (0.37, 2.26)	Adequate	5	no
Bays (2004) ¹⁵⁴ North America Pharm. Fund Multicenter	1° HC, heterogeneous 10-year CHD risk estimates	Simvastatin 10-80	544	Simvastatin 10-80	560	14-26	178	2/5 0.41 (0.08, 2.12)	Adequate	5	no
Stein (2004) ¹⁵⁶ International Pharm. fund	1° HC, LDL ≥ 130 mg/dL despite diet and atorvastatin 10 mg/day	Atorvastatin 40	305	Atorvastatin 80	316	14	186	24/28 0.88 (0.50, 1.55)	unclear	3	yes
Davidson (2002) ¹³⁰ Ezetimibe study group North America Pharm. Fund Multicenter	1° HC, heterogeneous 10-year CHD risk estimates	Simvastatin 10-80	139	Simvastatin 10-80	237	12	179	0/1 0.57 (0.02, 13.97)	Adequate	4	no
Barrios (2005) ¹¹² International Pharm. fund	CHD or risk equivalent	Simvastatin 20	221	Atorvastatin 20	214	6	124	6/5 1.17 (0.35, 3.88)	unclear	3	no

Trial	Population	Combination Statin Dose (mg/day)	Combo N	Monotherapy Statin Dose (mg/day)	Mono N	Follow-up (wk)	Trial Baseline LDL-c (mg/dL)	Combo/mono: number of participants with events Odds ratio (95% CI)	AAC	Jadad Score	ITTA
Farnier (2005) ¹¹⁴ International Pharm. Fund Multicenter	Participants with CAD on low dose simvastatin	Simvastatin 10-20	181	Simvastatin 10-20	191	6	123	3/4 0.79 (0.17, 3.57)	unclear	5	no
Blagden (2007) ¹⁴⁰ Europe Pharm. Fund Multicenter	Participants with CAD, statin naïve	Atorvastatin 10	72	Atorvastatin 10	76	6	157	3/0 7.71 (0.39, 151.84)	unclear	4	yes
Ballantyne (2007) ¹⁴² Europe Pharm. Fund Multicenter	CHD and risk equivalent	Rosuvastatin 40	238	Rosuvastatin 40	230	6	190	7/7 0.97 (0.33, 2.80)	unclear	1	no
Kosoglou (2004_a) ¹²⁴ Europe Pharm. Fund Single centre	Healthy participants with LDL-c \geq 130 mg/dL and BMI < 31kg/m ² . Low risk	Rosuvastatin 10	12	Rosuvastatin 10	12	2	158	2/2 1.00 (0.12, 8.56)	unclear	2	yes
Kosoglou (2004_b) ¹⁸¹ North America Pharm. Fund Single centre	Healthy participants of European descent with LDL-c \geq 130 mg/dL and BMI < 31kg/m ² . Low risk	Lovastatin 20-40	15	Lovastatin 20	8	2	177	1/0 1.76 (0.06, 48.19)	unclear	1	yes
Kosoglou (2002) ¹⁰⁶ North America Pharm. Fund Single centre	Healthy male participants. Low risk	Simvastatin 10	12	Simvastatin 10	12	2	169	1/0 3.26 (0.12, 88.35)	unclear	2	no

Trial	Population	Combination Statin Dose (mg/day)	Combo N	Monotherapy Statin Dose (mg/day)	Mono N	Follow-up (wk)	Trial Baseline LDL-c (mg/dL)	Combo/mono: number of participants with events Odds ratio (95% CI)	AAC	Jadad Score	ITTA
Berthold (2006) ¹⁰⁹ Europe Pharm. Fund Single centre	Healthy male participants. Low risk	Simvastatin 40	24	Simvastatin 40	24	2	114	0/0	unclear	2	yes
Chenot (2007) ¹⁴⁶ Europe Single centre	Tertiary care patients with acute MI	Simvastatin 40	20	Simvastatin 40	20	1	146	0/0	unclear	1	yes
Relative probability of participants experiencing CPK greater than 10 times the upper limit of normal: all statins, all doses, all clinical populations											
Kastelein (2008) ⁴² ENHANCE International Pharm. fund	FHC, LDL-c > 210 mg/dL	Simvastatin 80	356	Simvastatin 80	360	96	318	4/8 0.50 (0.15, 1.68)	Adequate	3	no
Masana (2005) ¹⁶⁷ Ezetimibe study group International Pharm. fund	Participants on stable statin treatment but not on ATP II LDL-c goals	Simvastatin 80	296	Simvastatin 80	57	48	136	0/0	unclear	3	no
Landray (2006) ¹⁶⁶ UK-HARP-II Europe Pharm. Fund Multicenter	Participants with renal disease and without definitive indication for cholesterol lowering	Simvastatin 20	102	Simvastatin 20	101	24	119	0/0	Adequate	2	yes

Trial	Population	Combination Statin Dose (mg/day)	Combo N	Monotherapy Statin Dose (mg/day)	Mono N	Follow-up (wk)	Trial Baseline LDL-c (mg/dL)	Combo/mono: number of participants with events Odds ratio (95% CI)	AAC	Jadad Score	ITTA
Gaudiani (2005) ¹²¹ North America Pharm. Fund Multicenter	Participants with T2DM on stable thiazolidinediones, some of whom had previously completed a simvastatin trial, with LDL-c > 100 mg/dL	Simvastatin 20	103	Simvastatin 40	110	24	93	1/0 3.23 (0.13, 80.29)	unclear	3	no
Ballantyne (2004) ⁴⁶ North America Pharm. Fund Multicenter	HC, heterogeneous 10-year CHD risk estimates	Simvastatin 80	510	Atorvastatin 80	252	24	180	3/0 3.48 (0.18, 67.68)	unclear	3	no
Feldman (2004) ⁴⁷ North America Pharm. Fund Multicenter	Participants with CHD or risk equivalent	Simvastatin 10-40	451	Simvastatin 40	248	23	169	1/2 0.27 (0.02, 3.03)	unclear	2	no
Bays (2004) ¹⁵⁴ North America Pharm. Fund Multicenter	1° HC, heterogeneous 10-year CHD risk estimates	Simvastatin 10-80	540	Mixed 10-80	559	14-26	178	1/1 1.04 (0.06, 16.59)	Adequate	5	no
Stein (2004) ¹⁵⁶ International Pharm. fund	1° HC , LDL >= 130 mg/dL despite diet and atorvastatin 10 mg/day	Atorvastatin 40	305	Atorvastatin 80	316	14	186	0/1 0.34 (0.01, 8.48)	unclear	3	yes
Rodney (2006) ¹¹¹ Pharm. Fund Multicenter	African descent, 1° HC	Simvastatin 20	124	Simvastatin 20	123	12	176	0/1 0.33 (0.01, 8.13)	Adequate	5	no

Trial	Population	Combination Statin Dose (mg/day)	Combo N	Monotherapy Statin Dose (mg/day)	Mono N	Follow-up (wk)	Trial Baseline LDL-c (mg/dL)	Combo/mono: number of participants with events Odds ratio (95% CI)	AAC	Jadad Score	ITTA
Goldberg (2004) ⁴⁸ Ezetimibe Study Group International Pharm. fund	1° HC, heterogeneous 10-year CHD risk estimates	Simvastatin 10-80	323	Simvastatin 10-80	322	12	175	2/1 2.00 (0.18, 22.17)	Adequate	5	no
Ballantyne (2003) ¹²⁶ Ezetimibe Study Group International Pharm. Fund Multicenter	1° HC, heterogeneous 10-year CHD risk estimates	Atorvastatin 10-80	248	Atorvastatin 10-80	235	12	183	1/0 2.85 (0.12, 70.42)	unclear	2	no
Melani (2003) ¹²⁷ Ezetimibe Study Group North America Pharm. Fund Multicenter	1° HC, heterogeneous 10-year CHD risk estimates	Pravastatin 10-40	204	Pravastatin 10-40	205	12	178	0/2 0.20 (0.01, 4.17)	Adequate	4	yes
Kerzner (2003) ¹²⁹ Ezetimibe Study Group North America Pharm. Fund Multicenter	1° HC, heterogeneous 10-year CHD risk estimates	Lovastatin 10-40	192	Lovastatin 10-40	220	12	179	0/0	unclear	3	yes
Davidson (2002) ¹³⁰ Ezetimibe study group North America Pharm. Fund Multicenter	1° HC, heterogeneous 10-year CHD risk estimates	Simvastatin 10-80	239	Simvastatin 10-80	237	12	179	0/2 0.20 (0.01, 4.12)	Adequate	4	no

Trial	Population	Combination Statin Dose (mg/day)	Combo N	Monotherapy Statin Dose (mg/day)	Mono N	Follow-up (wk)	Trial Baseline LDL-c (mg/dL)	Combo/mono: number of participants with events Odds ratio (95% CI)	AAC	Jadad Score	ITTA
McKenney (2007_1) ¹³⁹ COMPELL study North America Pharm. Fund Multicenter	HC, heterogeneous 10-year CHD risk estimates	Simvastatin 40	72	Rosuvastatin 40	73	12	197	0/0	unclear	2	no
Shankar (2007) ¹⁶⁸ Asia Pharm. Fund Multicenter	South Asians, heterogeneous 10-year CHD risk estimates	Simvastatin 10	114	Simvastatin 10	116	12	127	0/1 0.34 (0.01, 8.34)	unclear	2	yes
Stein (2008) ¹⁴⁸ International Pharm. fund	HC, Participants with documented statin associated muscle related side effects	Fluvastatin 80	64	Fluvastatin 80	69	12	174	0/0	Adequate	5	yes
Barrios (2005) ¹¹² International Pharm. fund	CHD or risk equivalent	Simvastatin 20	217	Atorvastatin 20	210	6	124	0/0	unclear	3	no
Farnier (2005) ¹¹⁴ International Pharm. Fund Multicenter	Participants with CAD on low dose simvastatin	Simvastatin 10-20	181	Simvastatin 10-20	191	6	123	1/0 3.18 (0.13, 78.64)	unclear	5	no
Cruz-Fernandez (2005) ¹¹⁵ International Pharm. Fund Multicenter	Participants with CAD on low dose atorvastatin	Atorvastatin 10-20	220	Atorvastatin 10-20	230	6	122	0/0	unclear	4	no

Trial	Population	Combination Statin Dose (mg/day)	Combo N	Monotherapy Statin Dose (mg/day)	Mono N	Follow-up (wk)	Trial Baseline LDL-c (mg/dL)	Combo/mono: number of participants with events Odds ratio (95% CI)	AAC	Jadad Score	ITTA
Brohet (2005) ¹¹⁶ Europe Pharm. Fund Multicenter	Participants with CAD on low dose simvastatin	Simvastatin 10-20	208	Simvastatin 10-20	210	6	123	0/0	unclear	5	no
Pearson (2005) ¹¹⁷ EASE North America Pharm. Fund Multicenter	Participants not meeting ATP III target LDL-c despite statin therapy	Mixed	1965	Mixed	992	6	129	0/0	Adequate	4	no
Ballantyne (2005) ¹¹⁸ VYVA North America Pharm. Fund Multicenter	Participants not on ATP III target LDL-c	Simvastatin 10-80	933	Atorvastatin 10-80	939	6	178	0/1 0.34 (0.01, 8.24)	Adequate	2	no
Blagden (2007) ¹⁴⁰ Europe Pharm. Fund Multicenter	Participants with CAD, statin naïve	Atorvastatin 10	72	Atorvastatin 10	76	6	157	0/0	unclear	4	yes
Ballantyne (2007) ¹⁴² Europe Pharm. Fund Multicenter	CHD and risk equivalent	Rosuvastatin 40	238	Rosuvastatin 40	230	6	190	0/0	unclear	1	no
Goldberg (2006) ¹⁴⁴ VYTAL North America Pharm. Fund Multicenter	T2DM, hemoglobin A-1c < 8.5% and LDL-c > 100 mg/dL	Atorvastatin 20-40	494	Atorvastatin 10-40	732	6	145	0/0	Adequate	3	no

Trial	Population	Combination Statin Dose (mg/day)	Combo N	Monotherapy Statin Dose (mg/day)	Mono N	Follow-up (wk)	Trial Baseline LDL-c (mg/dL)	Combo/mono: number of participants with events Odds ratio (95% CI)	AAC	Jadad Score	ITTA
Catapano (2006) ¹⁹³ North America Pharm. Fund Multicenter	Hypercholesterolemia, heterogeneous 10-year CHD risk estimates	Simvastatin 20-80	1437	Rosuvastatin 10-40	1447	6	173	4/1 4.04 (0.45, 36.16)	Adequate	3	no
Geiss (2005) ¹¹⁹	Severe HC LDL-c > 190 all on LDL-c-apheresis	Mixed 5-20	20	Mixed 5-20	20	5		0/0	unclear	2	no
Kosoglou (2002) ¹⁰⁶ North America Pharm. Fund Single centre	Healthy male participants. Low risk	Simvastatin 10	12	Simvastatin 10	12	2	169	0/0	unclear	2	no
Reckless (2008) ¹⁴⁹ INFORCE International Pharm. Fund Multicentre	CHD patients on previous stable statin dose	Simvastatin 40	213	Double the previous (mixed) statin dose	211	12	92.5	0/0	Adequate	2	No
Leiter (2008) ¹⁵⁹ North America Pharm. Fund Multicenter	Participants with or without prior lipid lowering therapy with 10-year CHD risk > 20%	Atorvastatin 40	281	Atorvastatin 80	283	6	89	0/0	Adequate	5	No
Dobs (2003) ¹⁶⁹ Pharm. Fund Multicenter	Participants of mixed 10 year CHD risk, with primary hyperlipidemia (LDL-c ≥ 130 mg/dL) not controlled on simvastatin 20 mg/day	Simvastatin 20	66	Simvastatin 40	34	4	169	0/0	Adequate	5	Yes

Trial	Population	Combination Statin Dose (mg/day)	Combo N	Monotherapy Statin Dose (mg/day)	Mono N	Follow-up (wk)	Trial Baseline LDL-c (mg/dL)	Combo/mono: number of participants with events Odds ratio (95% CI)	AAC	Jadad Score	ITTA
Relative probability of participants experiencing CPK greater than 10 times the upper limit of normal - all statins, lower versus higher doses, all clinical populations											
Gaudiani (2005) ¹²¹ North America Pharm. Fund Multicenter	Participants with T2DM on stable thiazolidinediones, some of whom had previously completed a simvastatin trial, with LDL-c > 100 mg/dL	Simvastatin 20	103	Simvastatin 40	110	24	93	1/0 3.23 (0.13, 80.29)	unclear	3	no
Feldman (2004) ⁴⁷ North America Pharm. Fund Multicenter	Participants with CHD or risk equivalent	Simvastatin 10-20	354	Simvastatin 40	248	23	169	0/2 0.14 (0.01, 2.91)	unclear	2	no
Relative probability of participants experiencing rhabdomyolysis (investigator defined) : all statins, all doses, all clinical populations											
Masana (2005) ¹⁶⁷ Ezetimibe study group International Pharm. fund	Participants on stable statin treatment but not on ATP II LDL-c goals	Simvastatin 80	296	Simvastatin 80	57	48	136	0/0	unclear	3	no
Goldberg (2004) ⁴⁸ Ezetimibe Study Group International Pharm. fund	1° HC, heterogeneous 10-year CHD risk estimates	Simvastatin 10-80	539	Simvastatin 20-80	229	48	175	0/0	Adequate	5	no
Ballantyne (2004) ⁴⁶ North America Pharm. Fund Multicenter	HC, heterogeneous 10-year CHD risk estimates	Simvastatin 80	432	Atorvastatin 80	223	24	180	0/0	unclear	3	no

Trial	Population	Combination Statin Dose (mg/day)	Combo N	Monotherapy Statin Dose (mg/day)	Mono N	Follow-up (wk)	Trial Baseline LDL-c (mg/dL)	Combo/mono: number of participants with events Odds ratio (95% CI)	AAC	Jadad Score	ITTA
Feldman (2004) ⁴⁷ North America Pharm. Fund Multicenter	Participants with CHD or risk equivalent	Simvastatin 10-40	457	Simvastatin 40	253	23	169	0/0	unclear	2	no
Bays (2004) ¹⁵⁴ North America Pharm. Fund Multicenter	1° HC, heterogeneous 10-year CHD risk estimates	Simvastatin 10-80	544	Simvastatin 10-80	560	14-26	178	0/0	Adequate	5	no
Stein (2004) ¹⁵⁶ International Pharm. fund	1° HC , LDL >= 130 mg/dL despite diet and atorvastatin 10 mg/day	Atorvastatin 40	305	Atorvastatin 80	316	14	186	0/0	unclear	3	yes
Rodney (2006) ¹¹¹ Pharm. Fund Multicenter	African descent, 1° HC	Simvastatin 20	124	Simvastatin 20	123	12	176	0/0	Adequate	5	no
Kerzner (2003) ¹²⁹ Ezetimibe Study Group North America Pharm. Fund Multicenter	1° HC, heterogeneous 10-year CHD risk estimates	Lovastatin 10-40	192	Lovastatin 10-40	220	12	179	0/0	unclear	3	yes
Gagne (2002) ¹³² Ezetimibe Study Group International Pharm. fund	Homozygous FHC, 7 (14%) participants between 12-18 years of age	Mixed 40-80	29	Mixed 80	16	12	309	0/0	unclear	3	no

Trial	Population	Combination Statin Dose (mg/day)	Combo N	Monotherapy Statin Dose (mg/day)	Mono N	Follow-up (wk)	Trial Baseline LDL-c (mg/dL)	Combo/mono: number of participants with events Odds ratio (95% CI)	AAC	Jadad Score	ITTA
Shankar (2007) ¹⁶⁸ Asia Pharm. Fund Multicenter	South Asians, heterogeneous 10-year CHD risk estimates	Simvastatin 10	114	Simvastatin 10	116	12	127	0/0	unclear	2	yes
Stein (2008) ¹⁴⁸ International Pharm. fund	HC, Participants with documented statin associated muscle related side effects	Fluvastatin 80	64	Fluvastatin 80	69	12	174	0/0	Adequate	5	yes
Barrios (2005) ¹¹² International Pharm. fund	CHD or risk equivalent	Simvastatin 20	221	Atorvastatin 20	214	6	124	0/0	unclear	3	no
Cruz-Fernandez (2005) ¹¹⁵ International Pharm. Fund Multicenter	Participants with CAD on low dose atorvastatin	Atorvastatin 10-20	220	Atorvastatin 10-20	230	6	122	0/0	unclear	4	no
Brohet (2005) ¹¹⁶ Europe Pharm. Fund Multicenter	Participants with CAD on low dose simvastatin	Simvastatin 10-20	208	Simvastatin 10-20	210	6	123	0/0	unclear	5	no
Ballantyne (2007) ¹⁴² Europe Pharm. Fund Multicenter	CHD and risk equivalent	Rosuvastatin 40	238	Rosuvastatin 40	230	6	190	0/0	unclear	1	no

Trial	Population	Combination Statin Dose (mg/day)	Combo N	Monotherapy Statin Dose (mg/day)	Mono N	Follow-up (wk)	Trial Baseline LDL-c (mg/dL)	Combo/mono: number of participants with events Odds ratio (95% CI)	AAC	Jadad Score	ITTA
Chenot (2007) ¹⁴⁶ Europe Single centre	Tertiary care patients with acute MI	Simvastatin 40	20	Simvastatin 40	20	1	146	0/0	unclear	1	yes
Farnier (2005) ¹¹⁴ International Pharm. Fund Multicenter	Participants with CAD on low dose simvastatin	Simvastatin 10-20	181	Simvastatin 10-20	191	6	123	0/0	unclear	5	no
Leiter (2008) ¹⁵⁹ North America Pharm. Fund Multicenter	Participants with or without prior lipid lowering therapy with 10-year CHD risk > 20%	Atorvastatin 40	281	Atorvastatin 80	283	6	89	0/0	Adequate	5	No
Dobs (2003) ¹⁶⁹ Pharm. Fund Multicenter	Participants of mixed 10 year CHD risk, with primary hyperlipidemia (LDL-c \geq 130 mg/dL) not controlled on simvastatin 20 mg/day	Simvastatin 20	66	Simvastatin 40	34	4	169	0/0	Adequate	5	Yes
Relative probability of participants experiencing rhabdomyolysis (investigator defined): all statins, lower versus higher doses, all clinical populations											
Feldman (2004) ⁴⁷ North America Pharm. Fund Multicenter	Participants with CHD or risk equivalent	Simvastatin 10-20	360	Simvastatin 40	253	23	169	0/0	unclear	2	no

Trial	Population	Combination Statin Dose (mg/day)	Combo N	Monotherapy Statin Dose (mg/day)	Mono N	Follow- up (wk)	Trial Baseline LDL-c (mg/dL)	Combo/mono: number of participants with events Odds ratio (95% CI)	AAC	Jadad Score	ITTA
Dobs (2003) ¹⁶⁹ Pharm. Fund Multicenter	Participants of mixed 10 year CHD risk, with primary hyperlipidemia (LDL-c >=130 mg/dL) not controlled on simvastatin 20 mg/day	Simvastatin 20	66	Simvastatin 40	34	4	169	0/0	Adequate	5	Yes

Included Evidence for Fibrate plus Statin Therapy Compared With Statin Monotherapy

Table F-9. Longer-term outcomes (clinical outcomes, serious adverse events and cancer) using fibrate plus statin therapy compared with statin monotherapy

Trial	Population	Combination Statin Dose (mg/day)	Fibrate (mg/day)	Combo N	Monotherapy Statin Dose (mg/day)	Mono N	Follow-up (wk)	Trial Baseline LDL-c (mg/dL)	Combo/mono: number of participants with events Odds ratio (95% CI)	AAC	Jadad Score	ITTA
All-cause Mortality, all trials												
Durrington (2004) ¹²⁵ 4522IL/0036 Europe Pharm. Fund Multicentre	Participants with combined HC, HbA1c <10%, and T2DM	Rosuvastatin 5-10	Fenofibrate 200	113	Rosuvastatin 40	53	18	149	1/1 0.43 (0.02, 8.54)	unclear	2	No
Napoli (1997) ¹⁸⁸ Europe Single centre	FHC type IIb or FHCL, no vascular disease or DM	Pravastatin 20	Gemfibrozil 1200	14	Pravastatin 20	13	48-92	NR	0/0	unclear	1	No
Wiklund (1993) ¹³⁴ Europe Pharm. Fund Multicentre	No specific risk reported	Pravastatin 40	Gemfibrozil 1200	75	Pravastatin 40	71	12	228	0/1 0.13 (0.00, 6.46)	unclear	2	No
Fatal myocardial infarction												
Derosa (2004) ¹²³ Europe	Participants with combined HC, T2DM and CHD	Fluvastatin 80	Fenofibrate 200	25	Fluvastatin 80	23	52	189	0/0	unclear	3	Yes

Trial	Population	Combination Statin Dose (mg/day)	Fibrate (mg/day)	Combo N	Monotherapy Statin Dose (mg/day)	Mono N	Follow-up (wk)	Trial Baseline LDL-c (mg/dL)	Combo/mono: number of participants with events Odds ratio (95% CI)	AAC	Jadad Score	ITTA
Wiklund (1993) ¹³⁴ Europe Pharm. Fund Multicentre	No specific risk reported	Pravastatin 40	Gemfibrozil 1200	75	Pravastatin 40	71	12	228	0/1 0.13 (0.00, 6.46)	unclear	2	No
Non-fatal myocardial infarction												
Derosa (2004) ¹²³ Europe	Participants with combined HC, T2DM and CHD	Fluvastatin 80	Fenofibrate 200	25	Fluvastatin 80	23	52	189	0/0	unclear	3	Yes
Any myocardial infarction												
Derosa (2004) ¹²³ Europe	Participants with combined HC, T2DM and CHD	Fluvastatin 80	Fenofibrate 200	25	Fluvastatin 80	23	52	189	0/0	unclear	3	Yes
Acute coronary syndrome												
Derosa (2004) ¹²³ Europe	Participants with combined HC, T2DM and CHD	Fluvastatin 80	Fenofibrate 200	25	Fluvastatin 80	23	52	189	0/0	unclear	3	Yes
Serious adverse event(s)												
Derosa (2004) ¹²³ Europe	Participants with combined HC, T2DM and CHD	Fluvastatin 80	Fenofibrate 200	25	Fluvastatin 80	23	52	189	0/0	unclear	3	Yes

Trial	Population	Combination Statin Dose (mg/day)	Fibrate (mg/day)	Combo N	Monotherapy Statin Dose (mg/day)	Mono N	Follow-up (wk)	Trial Baseline LDL-c (mg/dL)	Combo/mono: number of participants with events Odds ratio (95% CI)	AAC	Jadad Score	ITTA
Grundy (2005) ¹²⁰ SAFARI North America Multicentre	Combined HC 71% with MetS	Simvastatin 20	Fenofibrate 160	403	Simvastatin 20	201	12	163	12/5 1.2 (0.42,3.46)	yes	2	No

Table F-10. Surrogate outcome – Achieving ATP-III target LDL-c using fibrate plus statin therapy compared with statin monotherapy

Trial	Population	Combination Statin Dose (mg/day)	Fibrate Max Dose (mg/day)	Combo N	Monotherapy Statin Dose (mg/day)	Mono N	Follow-up (wk)	Trial Baseline LDL-c (mg/dL)	Combo/mono: number of participants with events Odds ratio (95% CI)	AAC	Jadad Score	ITTA
Athyros (2002) ¹⁶¹	Participants with combined HC, HbA1c <8.5%, T2DM and without CAD	Atorvastatin 20	Fenofibrate 200	40	Atorvastatin 20	40	24	162	39/32 9.75 (1.16, 82.11)	unclear	1	yes
Durrington (2004) ¹²⁵	Participants with combined HC, HbA1c <10%, and T2DM	Rosuvastatin 5-10	Fenofibrate 200	113	Rosuvastatin 40	50	18	149	85/43 0.49 (0.20, 1.22)	unclear	2	No

Table F-11. Surrogate outcome, LDL-c using fibrate plus statin therapy compared with statin monotherapy

Low density lipoprotein cholesterol												
Trial	Population	Combination Statin Dose (mg/day)	Fibrate (mg/day)	Combo N	Monotherapy Statin Dose (mg/day)	Mono N	Follow-up (wk)	Mean Baseline LDL-c (mg/dL)	Combo-mono: mean difference (95% CI)	AAC	Jadad Score	ITTA
Combination – monotherapy: difference in mean percentage change from baseline												
Durrington (2004) ¹²⁵ 45221L/0036 Europe Pharm. Fund Multicenter	Participants with combined HC, HbA1c <10%, and T2DM	Rosuvastatin 10	Fenofibrate 200	53	Rosuvastatin 40	51	18	149	4.50 (-4.10, 13.1)	unclear	2	No
Muhlestein (2006) ¹⁴⁵ DIACOR study North America Pharm. Fund Single center	Participants with mixed dyslipidemia, HbA1c <9%, T2DM and without CAD	Simvastatin 20	Fenofibrate 160	100	Simvastatin 20	100	12	278	5.00 (-1.47, 11.5)	unclear	2	Yes
Grundy (2005) ¹²⁰ SAFARI North America Multicenter	Combined HC 71% with MetS	Simvastatin 20	Fenofibrate 160	399	Simvastatin 20	201	12	163	-5.40 (-8.39, -2.4)	yes	2	No

Table F-12. Surrogate outcome – HDL-c using fibrate plus statin therapy compared with statin monotherapy

High density lipoprotein cholesterol												
Trial	Population	Combination Statin Dose (mg/day)	Fibrate (mg/day)	Combo N	Monotherapy Statin Dose (mg/day)	Mono N	Follow-up (wk)	Mean Baseline LDL-c (mg/dL)	Combo-mono: mean difference (95% CI)	AAC	Jadad Score	ITTA
Combination – monotherapy: difference in mean percentage change from baseline												
Durrington (2004) ¹²⁵ 45221L/0036 Europe Pharm. Fund Multicenter	Participants with combined HC, HbA1c <10%, and T2DM	Rosuvastatin 5-10	Fenofibrate 200	113	Rosuvastatin 40	51	18	149	4.81 (-0.56, 10.18)	unclear	2	No
Muhlestein (2006) ¹⁴⁵ DIACOR study North America Pharm. Fund Single center	Participants with mixed dyslipidemia, HbA1c <9%, T2DM and without CAD	Simvastatin 20	Fenofibrate 160	100	Simvastatin 20	100	12	278	5.60 (-0.19, 11.39)	unclear	2	Yes
Grundy (2005) ¹²⁰ SAFARI North America Multicenter	Combined HC 71% with MetS	Simvastatin 20	Fenofibrate 160	399	Simvastatin 20	201	12	163	8.80 (5.96, 11.64)	yes	2	No

Table F-13. Surrogate outcome – TC:HDL-c ratio using fibrate plus statin therapy compared with statin monotherapy

Total cholesterol : High density lipoprotein cholesterol												
Trial	Population	Combination Statin Dose (mg/day)	Fibrate (mg/day)	Combo N	Monotherapy Statin Dose (mg/day)	Mono N	Follow-up (wk)	Mean Baseline LDL-c (mg/dL)	Combo-mono: mean difference (95% CI)	AAC	Jadad Score	ITTA
Combination – monotherapy: difference in mean percentage change from baseline												
Durrington (2004) ¹²⁵ 45221L/0036 Europe Pharm. Fund Multicenter	Participants with combined HC, HbA1c <10%, and T2DM	Rosuvastatin 10	Fenofibrate 200	53	Rosuvastatin 40	51	18	149	-2.70 (-10.46, 5.06)	unclear	2	No

Table F-14. Surrogate outcome – Non-HDL-c using fibrate plus statin therapy compared with statin monotherapy

Non-High density lipoprotein cholesterol												
Trial	Population	Combination Statin Dose (mg/day)	Fibrate (mg/day)	Combo N	Monotherapy Statin Dose (mg/day)	Mono N	Follow-up (wk)	Mean Baseline LDL-c (mg/dL)	Combo-mono: mean difference (95% CI)	AAC	Jadad Score	ITTA
Combination – monotherapy: difference in mean percentage change from baseline												
Muhlestein (2006) ¹⁴⁵ DIACOR study North America Pharm. Fund Single center	Participants with mixed dyslipidemia, HbA1c <9%, T2DM and without CAD	Simvastatin 20	Fenofibrate 160	100	Simvastatin 20	100	12	278	1.80 (-3.01, 6.61)	unclear	2	Yes

Table F-15. Surrogate outcome – TG using fibrate plus statin therapy compared with statin monotherapy

Tryglicerides												
Trial	Population	Combination Statin Dose (mg/day)	Fibrate (mg/day)	Combo N	Monotherapy Statin Dose (mg/day)	Mono N	Follow-up (wk)	Mean Baseline LDL-c (mg/dL)	Combo-mono: mean difference (95% CI)	AAC	Jadad Score	ITTA
Combination – monotherapy: difference in mean percentage change from baseline												
Durrington (2004) ¹²⁵ 45221L/0036 Europe Pharm. Fund Multicenter	Participants with combined HC, HbA1c <10%, and T2DM	Rosuvastatin 10	Fenofibrate 200	113	Rosuvastatin 40	51	18	149	-13.57 (-24.16, -2.98)	unclear	2	No

Table F-16. Adverse events and adherence to treatment using fibrate plus statin compared with statin monotherapy

Trial	Population	Combination Statin Dose (mg/day)	Fibrates Max Dose (mg/day)	Combo N	Monotherapy Statin Dose (mg/day)	Mono N	Follow-up (wk)	Trial Baseline LDL-c (mg/dL)	Combo/mono: number of participants with events Odds ratio (95% CI)	AAC	Jadad Score	ITTA
Relative probability of participants experiencing an adverse event												
Derosa (2004) ¹²³ Europe	Participants with combined HC, T2DM and CHD	Fluvastatin 80	Fenofibrate 200	25	Fluvastatin 80	23	52	189	3/2 1.43 (0.22, 9.44)	unclear	3	yes
Durrington (2004) ¹²⁵ 4522IL/0036 Europe Pharm. Fund Multicenter	Participants with combined HC, HbA1c <10%, and T2DM	Rosuvastatin 5-10	Fenofibrate 200	115	Rosuvastatin 40	53	18	149	24/14 0.73 (0.34, 1.57)	unclear	2	no
Wiklund (1993) ¹³⁴ Europe Pharm. Fund Multicenter	No particular risk described	Pravastatin 40	Gemfibrozil 1200	75	Pravastatin 40	71	12	228	31/16 2.42 (1.18, 4.99)	unclear	2	no
Relative probability of participants withdrawing from treatment due to an adverse event												
Athyros (2001) ⁵⁰ Europe Single centre	Participants with familial combined HC	Simvastatin 20	Gemfibrozil 1200	136	Atorvastatin 20	134	52		7/1 7.22 (0.88, 59.48)	unclear	3	no
Athyros (2002) ¹⁶¹ Europe	Participants with combined HC, HbA1c <8.5%, T2DM and without CAD	Atorvastatin 20	Fenofibrate 200	40	Atorvastatin 20	40	24	162	0/0	unclear	1	yes

Trial	Population	Combination Statin Dose (mg/day)	Fibrates Max Dose (mg/day)	Combo N	Monotherapy Statin Dose (mg/day)	Mono N	Follow-up (wk)	Trial Baseline LDL-c (mg/dL)	Combo/mono: number of participants with events Odds ratio (95% CI)	AAC	Jadad Score	ITTA
Durrington (2004) ¹²⁵ 4522IL/0036 Europe Pharm. Fund Multicenter	Participants with combined HC, HbA1c <10%, and T2DM	Rosuvastatin 5-10	Fenofibrate 200	115	Rosuvastatin 40	53	18	149	2/3 0.29 (0.05, 1.82)	unclear	2	no
Grundy (2005) ¹²⁰ SAFARI North America Multicenter	Combined HC, 71% with MetS	Simvastatin 20	Fenofibrate 160	403	Simvastatin 20	202	12	163	13/5 1.31 (0.46, 3.74)	yes	2	no
Wiklund (1993) ¹³⁴ Europe Pharm. Fund Multicenter	No particular risk described	Pravastatin 40	Gemfibrozil 1200	75	Pravastatin 40	71	12	228	8/2 4.12 (0.84, 20.11)	unclear	2	no
Relative probability of participants experiencing elevated serum AST and/or ALT > 3 times ULN and/or hepatitis												
Athyros (2005) ¹⁶⁰	Participants with MetS (NCEP ATP III), without overt DM or CVD	Atorvastatin 20	Fenofibrate 200	100	Atorvastatin 20	100	54	151	0/1 0.33 (0.01, 8.20)	yes	2	yes
Athyros (2001) ⁵⁰ Europe Single centre	Participants with familial combined HC	Mixed 20	Gemfibrozil 1200	262	Atorvastatin 20	131	52		4/0 4.58 (0.24, 85.68)	unclear	3	no

Trial	Population	Combination Statin Dose (mg/day)	Fibrates Max Dose (mg/day)	Combo N	Monotherapy Statin Dose (mg/day)	Mono N	Follow-up (wk)	Trial Baseline LDL-c (mg/dL)	Combo/mono: number of participants with events Odds ratio (95% CI)	AAC	Jadad Score	ITTA
Athyros (2002) ¹⁶¹ Europe	Participants with combined HC, HbA1c <8.5%, T2DM and without CAD	Atorvastatin 20	Fenofibrate 200	40	Atorvastatin 20	40	24	162	0/0	unclear	1	yes
Durrington (2004) ¹²⁵	Participants with combined HC, HbA1c <10%, and T2DM	Rosuvastatin 5-10	Fenofibrate 200	115	Rosuvastatin 40	53	18	149	6/0 6.35 (0.35, 114.85)	unclear	2	no
Relative probability of participants experiencing myalgia												
Athyros (2001) ⁵⁰	Participants with familial combined HC	Mixed 20	Gemfibrozil 1200	262	Atorvastatin 20	131	52		2/0 2.52 (0.12, 52.95)	unclear	3	no
Napoli (1997) ¹⁸⁸	Participants with familial combined HC (type IIb)	Pravastatin 20	Gemfibrozil 1200	14	Pravastatin 20	13	52-104		1/1 0.92 (0.05, 16.46)	unclear	1	no
Durrington (2004) ¹²⁵	Participants with combined HC, HbA1c <10%, and T2DM	Rosuvastatin 5-10	Fenofibrate 200	115	Rosuvastatin 40	53	18	149	3/1 1.39 (0.14, 13.71)	unclear	2	no
Grundy (2005) ¹²⁰	Combined HC 71% with MetSyn	Simvastatin 20	Fenofibrate 160	403	Simvastatin 20	202	12	163	8/5 0.80 (0.26, 2.47)	yes	2	no
Wiklund (1993) ¹³⁴	No particular risk described	Pravastatin 40	Gemfibrozil 1200	75	Pravastatin 40	71	12	228	7/1 7.21 (0.86, 60.14)	unclear	2	no

Trial	Population	Combination Statin Dose (mg/day)	Fibrates Max Dose (mg/day)	Combo N	Monotherapy Statin Dose (mg/day)	Mono N	Follow-up (wk)	Trial Baseline LDL-c (mg/dL)	Combo/mono: number of participants with events Odds ratio (95% CI)	AAC	Jadad Score	ITTA
Shah (2007_1) ¹⁹⁵	Participants with acute coronary syndrome who underwent PTCA procedure, regardless of DM	Atorvastatin 10	Fenofibrate 200	25	Atorvastatin 20	25	12	95	0/0	unclear	1	no
Shah (2007_2) ¹⁹⁵		Simvastatin 20	Fenofibrate 200	25	Simvastatin 40	25	12	95	0/2 0.18 (0.01, 4.04)	unclear	1	no
Relative probability of participants experiencing CPK greater than 10 times the upper limit of normal												
Athyros (2002) ¹⁶¹	Participants with combined HC, HbA1c <8.5%, T2DM and without CAD	Atorvastatin 20	Fenofibrate 200	40	Atorvastatin 20	40	24	162	0/0	unclear	1	yes
Durrington (2004) ¹²⁵	Participants with combined HC, HbA1c <10%, and T2DM	Rosuvastatin 5-10	Fenofibrate 200	115	Rosuvastatin 40	53	18	149	0/0	unclear	2	no
Grundy (2005) ¹²⁰	Combined HC, 71% with MetS	Simvastatin 20	Fenofibrate 160	403	Simvastatin 20	202	12	163	1/0 4.49 (0.07, 286.36)	yes	2	no
Muhlestein (2006) ¹⁴⁵	Participants with mixed dyslipidemia, HbA1c <9%, T2DM and without CAD	Simvastatin 20	Fenofibrate 160	100	Simvastatin 20	100	12	278	0/0	unclear	2	yes

Trial	Population	Combination Statin Dose (mg/day)	Fibrates Max Dose (mg/day)	Combo N	Monotherapy Statin Dose (mg/day)	Mono N	Follow-up (wk)	Trial Baseline LDL-c (mg/dL)	Combo/mono: number of participants with events Odds ratio (95% CI)	AAC	Jadad Score	ITTA
Wiklund (1993) ¹³⁴	No particular risk described	Pravastatin 40	Gemfibrozil 1200	75	Pravastatin 40	71	12	228	0/0	unclear	2	no
Relative probability of participants experiencing rhabdomyolysis (investigator defined)												
Grundy (2005) ¹²⁰	Combined HC, 71% with MetS	Simvastatin 20	Fenofibrate 160	403	Simvastatin 20	202	12	163	0/0	yes	2	no
Wiklund (1993) ¹³⁴	No particular risk described	Pravastatin 40	Gemfibrozil 1200	75	Pravastatin 40	71	12	228	0/0	unclear	2	no
Muhlestein (2006) ¹⁴⁵	Participants with mixed dyslipidemia, HbA1c <9%, T2DM and without CAD	Simvastatin 20	Fenofibrate 160	100	Simvastatin 20	100	12	278	0/0	unclear	2	yes

Included Evidence For Niacin Plus Statin Therapy Compared With Statin Monotherapy

Table F-17. Longer-term outcomes (clinical outcomes, serious adverse events and cancer) using niacin plus statin therapy compared with statin monotherapy

Trial	Population	Combination Statin Dose (mg/day)	Niacin	Combo N	Monotherapy Statin Dose (mg/day)	Mono N	Follow up (wk)	Trial Baseline LDL-c (mg/dL)	Difference (95% CI) [combo-mono]	AAC	Jadad Score	ITTA
All-cause mortality – patients requiring intensive lipid lowering therapy												
Taylor (2004) ¹⁹⁶ ARBITER North America Single centre	Participants with coronary artery disease, and currently treated with a statin drug, with LDL-C < 130 mg/dL and HDL-C < 45 mg/dL	Mixed >20	Ext RIs	78	Mixed >20	71	52	89	2/1 1.84 (0.16, 20.76)	yes	5	No
All-cause mortality												
Taylor (2004) ¹⁹⁶ ARBITER North America Single centre	Participants with coronary artery disease, and currently treated with a statin drug, with LDL-C < 130 mg/dL and HDL-C < 45 mg/dL	Mixed >20	Ext RIs	78	Mixed >20	71	52	89	2/1 1.84 (0.16, 20.76)	yes	5	No
Kos Pharm (MA-06) ¹⁰⁵ MA-06 North America Multicenter	Participants with hyperlipidemi a type IIa or IIb, Statin naïve	Lovastatin 40	Ext RIs	114	Lovastatin 40	61	28	189	1/1 0.53 (0.03, 8.64)	yes	5	No

Trial	Population	Combination Statin Dose (mg/day)	Niacin	Combo N	Monotherapy Statin Dose (mg/day)	Mono N	Follow up (wk)	Trial Baseline LDL-c (mg/dL)	Difference (95% CI) [combo-mono]	AAC	Jadad Score	ITTA
Kos Pharm (MA-14) ¹⁰⁴ North America Multicenter	Participants with combined dyslipidemia (Fredrickson's type IIb or IV hyperlipidemia) ; Statin naïve.	Lovastatin 10	Ext RIs	100	Lovastatin 40	33	20	198	0/0	yes	4	No
Stein (1996) ¹⁷⁰ North America Pharm. Fund Multicenter	Participants with elevated low-density lipoprotein cholesterol, high triglycerides, and low high-density lipoprotein cholesterol.	Simvastatin 10	Imm RIs	60	Simvastatin 10	60	17	176	0/0	unclear	2	No
Ballantyne (2008_a) ¹⁵⁰ North America, South America, Europe Pharm. Fund Multicenter	Participants with increased ATP III risk adjusted non-HDL-c but on target LDL-c on run-in simvastatin 20 mg/day	Simvastatin 20	Ext RIs 1000-2000	187	Simvastatin 20	114	24		0/0	unclear	3	No
Ballantyne (2008_b) ¹⁷¹ North America, South America, Pharm. Fund Multicenter	Participants with elevated non-HDL-c level despite run-in simvastatin 40 mg/day	Simvastatin 40	Ext RIs 1000-2000	216	Simvastatin 80	119	24		0/0	adequate	3	No

Trial	Population	Combination Statin Dose (mg/day)	Niacin	Combo N	Monotherapy Statin Dose (mg/day)	Mono N	Follow up (wk)	Trial Baseline LDL-c (mg/dL)	Difference (95% CI) [combo-mono]	AAC	Jadad Score	ITTA
All-cause mortality – Adequate Allocation Concealment												
Taylor (2004) ¹⁹⁶ ARBITER North America Single centre	Participants with coronary artery disease, and currently treated with a statin drug, with LDL-C < 130 mg/dL and HDL-C < 45 mg/dL	Mixed >20	Ext RIs	78	Mixed >20	71	52	89	2/1 1.84 (0.16, 20.76)	yes	5	No
Kos Pharm (MA-06) ¹⁰⁵ MA-06 North America Multicenter	Participants with hyperlipidemia type IIa or IIb, Statin naïve	Lovastatin 40	Ext RIs	114	Lovastatin 40	61	28	189	1/1 0.53 (0.03, 8.64)	yes	5	No
Kos Pharm (MA-14) ¹⁰⁴ MA-14 North America Multicenter	Participants with combined dyslipidemia (Fredrickson's type IIb or IV hyperlipidemia) ; Statin naïve.	Lovastatin 10	Ext RIs	100	Lovastatin 40	33	20	198	0/0	yes	4	No
Ballantyne (2008_b) ¹⁷¹ North America, South America, Pharm. Fund Multicenter	Participants with elevated non-HDL-c level despite run-in simvastatin 40 mg/day	Simvastatin 40	Ext RIs	216	Simvastatin 80	119	24		0/0	adequate	3	No

Trial	Population	Combination Statin Dose (mg/day)	Niacin	Combo N	Monotherapy Statin Dose (mg/day)	Mono N	Follow up (wk)	Trial Baseline LDL-c (mg/dL)	Difference (95% CI) [combo-mono]	AAC	Jadad Score	ITTA
All-cause mortality – patients with vascular disease												
Taylor (2004) ¹⁹⁶ ARBITER North America Single centre	Participants with coronary artery disease, and currently treated with a statin drug, with LDL-C < 130 mg/dL and HDL-C < 45 mg/dL	Mixed >20	Ext RIs	78	Mixed >20	71	52	89	2/1 1.84 (0.16, 20.76)	yes	5	No
Vascular death – patients requiring intensive lipid lowering therapy												
Kuin (2006) ¹⁹⁷ North America Pharm. Fund Single center	Participants with coronary artery disease, and currently treated with a statin drug, with LDL-C < 100 mg/dL	Mixed	Ext RIs	27	Mixed	27	12	79	0/0	unclear	1	No
Vascular death												
Hunninghake (2003) ¹²⁸ North America Pharm. Fund Multicenter	Participants with type IIA hyperlipidemia or type IIB hyperlipidemia	Lovastatin 40	Ext RIs	114	Lovastatin 40	61	28	189	1/1 0.53 (0.03, 8.64)	unclear	4	Yes
Kuin (2006) ¹⁹⁷ North America Pharm. Fund Single center	Participants with coronary artery disease, and currently treated with a statin drug, with LDL-C < 100 mg/dL	Mixed	Ext RIs	27	Mixed	27	12	79	0/0	unclear	1	No

Trial	Population	Combination Statin Dose (mg/day)	Niacin	Combo N	Monotherapy Statin Dose (mg/day)	Mono N	Follow up (wk)	Trial Baseline LDL-c (mg/dL)	Difference (95% CI) [combo-mono]	AAC	Jadad Score	ITTA
Vascular death – patients with vascular disease												
Kuvin (2006) ¹⁹⁷ North America Pharm. Fund Single center	Participants with coronary artery disease, and currently treated with a statin drug, with LDL-C < 100 mg/dL	Mixed	Ext RIs	27	Mixed	27	12	79	0/0	unclear	1	No
Fatal myocardial infarction												
Kos Pharm (MA-06) ¹⁰⁵ MA-06 North America Multicenter	Participants with hyperlipidemia type IIa or IIb, Statin naïve	Lovastatin 40	Ext RIs	114	Lovastatin 40	61	28	189	1/0 1.63 (0.07, 40.51)	yes	5	No
Kuvin (2006) ¹⁹⁷ North America Pharm. Fund Single center	Participants with coronary artery disease, and currently treated with a statin drug, with LDL-C < 100 mg/dL	Mixed	Ext RIs	27	Mixed	27	12	79	0/0	unclear	1	No

Trial	Population	Combination Statin Dose (mg/day)	Niacin	Combo N	Monotherapy Statin Dose (mg/day)	Mono N	Follow up (wk)	Trial Baseline LDL-c (mg/dL)	Difference (95% CI) [combo-mono]	AAC	Jadad Score	ITTA
Any stroke												
Taylor (2004) ¹⁹⁶ ARBITER North America Single centre	Participants with coronary artery disease, and currently treated with a statin drug, with LDL-C < 130 mg/dL and HDL-C < 45 mg/dL	Mixed >20	Ext RIs	78	Mixed >20	71	52	89	0/1 0.12 (0.00, 6.21)	yes	5	No
Acute coronary syndrome												
Taylor (2004) ¹⁹⁶ ARBITER North America Single centre	Participants with coronary artery disease, and currently treated with a statin drug, with LDL-C < 130 mg/dL and HDL-C < 45 mg/dL	Mixed >20	Ext RIs	78	Mixed >20	71	52	89	2/2 0.91 (0.12, 6.62)	yes	5	No
Percutaneous coronary intervention												
Taylor (2004) ¹⁹⁶ ARBITER North America Single centre	Participants with coronary artery disease, and currently treated with a statin drug, with LDL-C < 130 mg/dL and HDL-C < 45 mg/dL	Mixed >20	Ext RIs	78	Mixed >20	71	52	89	4/1 3.78 (0.41, 34.68)	yes	5	No

Trial	Population	Combination Statin Dose (mg/day)	Niacin	Combo N	Monotherapy Statin Dose (mg/day)	Mono N	Follow up (wk)	Trial Baseline LDL-c (mg/dL)	Difference (95% CI) [combo-mono]	AAC	Jadad Score	ITTA
Serious adverse events												
Kos Pharm (MA-06) ¹⁰⁵ MA-06 North America Multicenter	Participants with hyperlipidemia type IIa or IIb, Statin naïve	Lovastatin 20-40	Ext RIs	114	Lovastatin 40	61	28	189	5/2 1.35 (0.25, 7.19)	yes	5	No
Kos Pharm (MA-14) ¹⁰⁴ MA-14 North America Multicenter	Participants with combined dyslipidemia (Fredrickson's type IIb or IV hyperlipidemia); Statin naïve.	Lovastatin 10-40	Ext RIs	100	Lovastatin 40	33	20	198	5/1 1.68 (0.19, 14.96)	yes	4	No
Stein (1996) ¹⁷⁰ North America Pharm. Fund Multicentre	Participants with elevated low-density lipoprotein cholesterol, high triglycerides, and low high-density lipoprotein cholesterol	Simvastatin 10	Imm RIs	60	Simvastatin 10	60	17	176	1/0 3.05 (0.12, 76.39)	unclear	2	No
Ballantyne (2008_a) ¹⁵⁰ North America, South America, Europe Pharm. Fund Multicenter	Participants with increased ATP III risk adjusted non-HDL-c but on target LDL-c on run-in simvastatin 20 mg/day	Simvastatin 20	Ext RIs	187	Simvastatin 20	114	24		1/0 1.84 (0.07, 45.60)	unclear	3	No

Trial	Population	Combination Statin Dose (mg/day)	Niacin	Combo N	Monotherapy Statin Dose (mg/day)	Mono N	Follow up (wk)	Trial Baseline LDL-c (mg/dL)	Difference (95% CI) [combo-mono]	AAC	Jadad Score	ITTA
Ballantyne (2008_b) ¹⁷¹ North America, South America, Pharm. Fund Multicenter	Participants with elevated non-HDL-c level despite run-in simvastatin 40 mg/day	Simvastatin 40	Ext RIs	216	Simvastatin 80	119	24	104	0/1 0.18 (0.01, 4.51)	adequate	3	No
Cancer												
Kos Pharm (MA-06) ¹⁰⁵ MA-06 North America Multicenter	Participants with hyperlipidemia type IIa or IIb, Statin naïve	Lovastatin 20-40	Ext RIs	114	Lovastatin 40	61	28	189	0/2 0.10 (0.00, 2.2)	yes	5	No

Table F-18. Surrogate outcome – Achieving ATP-III target LDL-c using niacin plus statin therapy compared with statin monotherapy

Trial	Population	Combination Statin Dose (mg/day)	Niacin Max Dose (mg/day)	Combo N	Monotherapy Statin Dose (mg/day)	Mono N	Follow up (wk)	Trial Baseline LDL-c (mg/dL)	Number of Events Odds Ratio (95% CI) [combo/mono]	AAC	Jadad Score	ITTA
Relative probability of attaining ATP-III LDL-c target - Participants requiring intensive lipid lowering therapy												
Bays (2003) ⁴⁹ ADVOCATE North America Pharm. Fund Multicenter	Participants with elevated LDL-c and decreased HDL-c blood levels and vascular disease	Lovastatin 40	Ext Rls 2000	32	Mixed 40	34	16	192	21/19 1.51 (0.56, 4.08)	unclear	1	no
Relative probability of attaining ATP-III LDL-c target												
Bays (2003_1) ⁴⁹ ADVOCATE North America Pharm. Fund Multicenter	Participants with elevated LDL-c and decreased HDL-c blood levels	Lovastatin 40	Ext Rls 2000	53	Simvastatin 40	57	16	192	40/38 1.54 (0.67, 3.54)	unclear	1	no
Bays (2003_2) ⁴⁹ ADVOCATE North America Pharm. Fund Multicenter	Participants with elevated LDL-c and decreased HDL-c blood levels	Lovastatin 40	Ext Rls 2000	52	Atorvastatin 40	60	16	192	38/50 0.54 (0.22, 1.4)	unclear	1	no

Trial	Population	Combination Statin Dose (mg/day)	Niacin Max Dose (mg/day)	Combo N	Monotherapy Statin Dose (mg/day)	Mono N	Follow up (wk)	Trial Baseline LDL-c (mg/dL)	Number of Events Odds Ratio (95% CI) [combo/mono]	AAC	Jadad Score	ITTA
Relative probability of attaining ATPIII LDL-c target - Participants with vascular disease												
Bays (2003) ⁴⁹ ADVOCATE North America Pharm. Fund Multicenter	Participants with elevated LDL-c and decreased HDL-c blood levels and vascular disease	Lovastatin 40	Ext RIs 2000	32	Mixed 40	34	16	192	21/19 1.51 (0.56, 4.08)	unclear	1	No

Table F-19. Surrogate outcome – LDL-c using niacin plus statin therapy compared with statin monotherapy

Trial	Population	Combination Statin Dose (mg/day)	Niacin Max Dose (mg/day)	Combo N	Monotherapy Statin Dose (mg/day)	Mono N	Follow up (wk)	Trial Baseline LDL-c (mg/dL)	Number of Events Odds Ratio (95% CI) [combo/mono]	AAC	Jadad Score	ITTA
Difference in mean percentage change from baseline - Rosuvastatin Lower dose statin in combination versus higher dose monotherapy												
Capuzzi (2003) ¹⁵⁵ 45221L/0029 North America Pharm. Fund Multicenter	Participants with combined dyslipidemia (Fredrickson's type IIb or IV hyperlipidemia)	Rosuvastatin 10	Ext RIs	78	Rosuvastatin 40	46	24	145	12.00 (2.26, 21.74)	unclear	2	No
Difference in mean percentage change from baseline - Participants requiring intensive lipid lowering therapy												
Moore (2007) ¹⁶² North America, Pharm. Fund Single icenter	Participants with increased ATP III risk adjusted non-HDL-c but on target LDL-c on run-in simvastatin 20 mg/day	Atorvastatin 20	Ext RIs	41	Atorvastatin 30	42	48	154	0 (-6.51, 6.51)	unclear	2	Yes
Difference in mean percentage change from baseline												
Kos Pharm (MA-06) ¹⁰⁵ MA-06 North America Multicenter	Participants with hyperlipidemia type IIa or IIb, Statin naïve	Lovastatin 40	Ext RIs	42	Lovastatin 40	53	28	189	-9.70 (-14.64, -4.76)	yes	5	No
Capuzzi (2003) ¹⁵⁵ 45221L/0029 North America Pharm. Fund Multicenter	Participants with combined dyslipidemia (Fredrickson's type IIb or IV hyperlipidemia)	Rosuvastatin 10-40	Ext RIs	149	Rosuvastatin 40	46	24	145	9.00 (-2.45, 20.45)	unclear	2	No

Trial	Population	Combination Statin Dose (mg/day)	Niacin Max Dose (mg/day)	Combo N	Monotherapy Statin Dose (mg/day)	Mono N	Follow up (wk)	Trial Baseline LDL-c (mg/dL)	Number of Events Odds Ratio (95% CI) [combo/mono]	AAC	Jadad Score	ITTA
Insull (2004) ¹⁸² North America Pharm. Fund Multicenter	Participants with type IIa or IIb primary hyperlipidemia, statin naïve	Lovastatin 40	Ext RIs	32	Lovastatin 40	33	20	198	-22.20 (-32.09, -12.31)	unclear	2	No
Kos Pharm (MA-14) ¹⁰⁴ MA-14 North America Multicenter	Participants with combined dyslipidemia (Fredrickson's type IIb or IV hyperlipidemia) ; Statin naïve.	Lovastatin 40	Ext RIs	23	Lovastatin 40	29	20	198	-22.20 (-31.64, -12.76)	yes	4	No
McKenney (2007_2) ¹³⁹ COMPELL study North America Pharm. Fund Multicenter	HC, heterogeneous 10-year CHD risk estimates	Atorvastatin 40	Ext RIs	60	Rosuvastatin 40	73	12	197	-3.00 (-8.30, 2.30)	unclear	2	No
Vacek (1995) ¹⁸⁴ North America Pharm. Fund Single centre	Cross-over trial; Participants with LDL >180	Lovastatin 20	Slow release	25	Lovastatin 20	25	12	204	-25.00 (-40.60, -9.40)	unclear	2	No
Moore (2007) ¹⁶² North America, Pharm. Fund Single center	Participants with increased ATP III risk adjusted non-HDL-c but on target LDL-c on run-in simvastatin 20 mg/day	Atorvastatin 20	Ext RIs	41	Atorvastatin 30	42	48	154	0 (-6.51, 6.51)	unclear	2	Yes

Table F-20. Surrogate outcome – HDL-c using niacin plus statin therapy compared with statin monotherapy

Trial	Population	Combination Statin Dose (mg/day)	Niacin Max Dose (mg/day)	Combo N	Monotherapy Statin Dose (mg/day)	Mono N	Follow up (wk)	Trial Baseline LDL-c (mg/dL)	Number of Events Odds Ratio (95% CI) [combo/mono]	AAC	Jadad Score	ITTA
Difference in mean percentage change from baseline – Participants requiring intensive lipid lowering												
Moore (2007) ¹⁶² North America, Pharm. Fund Single center	Participants with increased ATP III risk adjusted non-HDL-c but on target LDL-c on run-in simvastatin 20 mg/day	Atorvastatin 20	Ext RIs	41	Atorvastatin 30	42	48	154	13.00 (6.01, 19.99)	unclear	2	Yes
Difference in mean percentage change from baseline												
Kos Pharm (MA-06) ¹⁰⁵ MA-06 North America Multicenter	Participants with hyperlipidemia type IIa or IIb, Statin naïve	Lovastatin 40	Ext RIs	42	Lovastatin 40	53	28	189	24.00 (17.50, 30.50)	yes	5	no
Capuzzi (2003) ¹⁵⁵ 45221L/0029 North America Pharm. Fund Multicenter	Participants with combined dyslipidemia (Fredrickson's type IIb or IV hyperlipidemia)	Rosuvastatin 40	Ext RIs	71	Rosuvastatin 40	46	24	145	6.00 (-0.79, 12.79)	unclear	2	no
Insull (2004) ¹⁸² North America Pharm. Fund Multicenter	Participants with type IIa or IIb primary hyperlipidemia, statin naïve	Lovastatin 10-40	Ext RIs	100	Lovastatin 40	33	20	198	24.00 (14.86, 33.14)	unclear	2	no

Kos Pharm (MA-14) ¹⁰⁴ MA-14 North America Multicenter	Participants with combined dyslipidemia (Fredrickson's type IIb or IV hyperlipidemia) ; Statin naïve.	Lovastatin 10-40	Ext RIs	77	Lovastatin 40	29	20	198	24.00 (15.36, 32.64)	yes	4	no
McKenney (2007_2) ¹³⁹ COMPELL study North America Pharm. Fund Multicenter	HC, heterogeneous 10-year CHD risk estimates	Mixed 20-40	Ext RIs	125	Rosuvastatin 40	73	12	197	16.00 (11.43, 20.57)	unclear	2	no
Moore (2007) ¹⁶² North America, Pharm. Fund Single center	Participants with increased ATP III risk adjusted non-HDL-c but on target LDL-c on run-in simvastatin 20 mg/day	Atorvastatin 20	Ext RIs	41	Atorvastatin 30	42	48	154	13.00 (6.01, 19.99)	unclear	2	Yes
Difference in mean percentage change from baseline - Rosuvastatin Lower dose statin in combination versus higher dose monotherapy												
Capuzzi (2003) ¹⁵⁵ 4522IL/0029 North America Pharm. Fund Multicenter	Participants with combined dyslipidemia (Fredrickson's type IIb or IV hyperlipidemia)	Rosuvastatin 10	Ext RIs	71	Rosuvastatin 40	46	24	145	13.00 (6.10, 19.90)	unclear	2	no

Table F-21. Surrogate outcome – TC:HDL-c ratio using niacin plus statin therapy compared with statin monotherapy

Trial	Population	Combination Statin Dose (mg/day)	Niacin Max Dose (mg/day)	Combo N	Monotherapy Statin Dose (mg/day)	Mono N	Follow up (wk)	Trial Baseline LDL-c (mg/dL)	Difference (95% CI) [combo-mono]	AAC	Jadad Score	ITTA
Difference in mean percentage change in TC:HDL-c ratio												
McKenney (2007_2) ¹³⁹	HC, heterogeneous 10-year CHD risk estimates	Mixed 20-40	Ext RIs 2000	125	Rosuvastatin 40	73	12	197	-6.00 (-9.60, -2.40)	unclear	2	no

Table F-22. Carotid intima-media thickness (CIMT) using niacin plus statin therapy compared with statin monotherapy

Trial	Population	Combination Statin Dose (mg/day)	Niacin Max Dose (mg/day)	Combo N	Monotherapy Statin Dose (mg/day)	Mono N	Follow up (wk)	Trial Baseline LDL-c (mg/dL)	Difference (95% CI) [combo-mono]	AAC	Jadad Score	ITTA
Taylor (2004) ¹⁹⁶ ARBITER North America Single centre	Participants with coronary artery disease, and currently treated with a statin drug, with LDL-C < 130 mg/dL and HDL-C < 45 mg/dL	Mixed >20	Ext RIs 1000	71	Mixed >20	78	52	89	-0.03 (-0.06, 0.00)	yes	5	no

Table F-23. Adverse events and adherence to treatment using niacin plus statin compared with statin monotherapy

Trial	Population	Combination Statin Dose (mg/day)	Niacin Max Dose (mg/day)	Combo N	Monotherapy Statin Dose (mg/day)	Mono N	Follow up (wk)	Trial Baseline LDL-c (mg/dL)	Number of Events Odds Ratio (95% CI) [combo/mono]	AAC	Jadad Score	ITTA
Relative probability of participants adhering to treatment												
Taylor (2004) ¹⁹⁶ ARBITER North America Single centre	Participants with coronary artery disease, and currently treated with a statin drug, with LDL-C < 130 mg/dL and HDL-C < 45 mg/dL	Mixed >20	Ex RIs 1000	87	Mixed >20	80	52	89	78/71 1.10 (0.41, 2.92)	yes	5	no
Capuzzi (2003) ¹⁵⁵ 4522IL/0029 North America Pharm. Fund Multicenter	Participants with combined dyslipidemia (Fredrickson's type IIb or IV hyperlipidemia)	Rosuvastatin 10-40	Ex RIs 2000	152	Rosuvastatin 40	46	24	145	71/31 0.42 (0.21, 0.85)	unclear	2	no
Insull (2004) ¹⁸² North America Pharm. Fund Multicenter	Participants with type IIa or IIb primary hyperlipidemia, statin naïve	Lovastatin 10-40	Ex Rel 2500	100	Lovastatin 40	33	20	198	96/32 0.75 (0.08, 6.96)	unclear	2	no
Bays (2003_1) ⁴⁹ ADVOCATE North America Pharm. Fund Multicenter	Participants with elevated LDL-c and decreased HDL-c blood levels	Lovastatin 20-40	Ex RIs 2000	78	Simvastatin 10-40	76	16	192	73/73 0.60 (0.14, 2.60)	unclear	1	no
Bays (2003_2) ⁴⁹ ADVOCATE North America Pharm. Fund Multicenter	Participants with elevated LDL-c and decreased HDL-c blood levels	Lovastatin 20-40	Ex RIs 2000	79	Atorvastatin 10-40	82	16	192	77/79 1.46 (0.24, 8.99)	unclear	1	no

Trial	Population	Combination Statin Dose (mg/day)	Niacin Max Dose (mg/day)	Combo N	Monotherapy Statin Dose (mg/day)	Mono N	Follow up (wk)	Trial Baseline LDL-c (mg/dL)	Number of Events Odds Ratio (95% CI) [combo/mono]	AAC	Jadad Score	ITTA
McKenney (2007_2) ¹³⁹ COMPELL study North America Pharm. Fund Multicenter	HC, heterogeneous 10-year CHD risk estimates	Mixed 20-40	Ex RIs 2000	125	Rosuvastatin 40	73	12	197	109/61 1.34 (0.60, 3.0)	unclear	2	no
Relative probability of participants adhering to treatment												
Taylor (2004) ¹⁹⁶ ARBITER North America Single centre	Participants with coronary artery disease, and currently treated with a statin drug, with LDL-C < 130 mg/dL and HDL-C < 45 mg/dL	Mixed >20	Ex RIs 1000	87	Mixed >20	80	52	89	78/71 1.10 (0.41, 2.92)	yes	5	no
Capuzzi (2003) ¹⁵⁵ 4522IL/0029 North America Pharm. Fund Multicenter	Participants with combined dyslipidemia (Fredrickson's type IIb or IV hyperlipidemia)	Rosuvastatin 10-40	Ex RIs 2000	152	Rosuvastatin 40	46	24	145	71/31 0.42 (0.21, 0.85)	unclear	2	no
Relative probability of participants adhering to treatment – Rosuvastatin - Lower dose statin in combination versus higher dose monotherapy												
Capuzzi (2003) ¹⁵⁵ 4522IL/0029 North America Pharm. Fund Multicenter	Participants with combined dyslipidemia (Fredrickson's type IIb or IV hyperlipidemia)	Rosuvastatin 10	Ex RIs 2000	80	Rosuvastatin 40	46	24	145	36/31 0.42 (0.19, 0.84)	unclear	2	no

Trial	Population	Combination Statin Dose (mg/day)	Niacin Max Dose (mg/day)	Combo N	Monotherapy Statin Dose (mg/day)	Mono N	Follow up (wk)	Trial Baseline LDL-c (mg/dL)	Number of Events Odds Ratio (95% CI) [combo/mono]	AAC	Jadad Score	ITTA
Relative probability of participants experiencing an adverse event												
Kos Pharm (MA-06) ¹⁰⁵ MA-06 North America Multicenter	Participants with hyperlipidemia type IIa or IIb, Statin naïve	Lovastatin 20-40	Ex RIs 2000	114	Lovastatin 40	61	28	189	110/49 6.73 (2.07, 21.93)	yes	5	no
Capuzzi (2003) ¹⁵⁵ 4522IL/0029 North America Pharm. Fund Multicenter	Participants with combined dyslipidemia (Fredrickson's type IIb or IV hyperlipidemia)	Rosuvastatin 10-40	Ex RIs 2000	152	Rosuvastatin 40	46	24	145	129/34 1.98 (0.90, 4.38)	unclear	2	no
Insull (2004) ¹⁸² North America Pharm. Fund Multicenter	Participants with type IIa or IIb primary hyperlipidemia, statin naïve	Lovastatin 10-40	Ex RIs 2500	100	Lovastatin 40	33	20	198	53/17 1.06 (0.48, 2.33)	unclear	2	no
Kos Pharm (MA-14) ¹⁰⁴ MA-14 North America Multicenter	Participants with combined dyslipidemia (Fredrickson's type IIb or IV hyperlipidemia); Statin naïve.	Lovastatin 10-40	Ex RIs 2500	100	Lovastatin 40	33	20	198	88/24 2.75 (1.04, 7.29)	yes	4	no
Ballantyne (2008_a) ¹⁵⁰ North America, South America, Europe Pharm. Fund Multicenter	Participants with increased ATP III risk adjusted non-HDL-c but on target LDL-c on run-in simvastatin 20 mg/day	Simvastatin 20	Ext RIs 1000-2000	187	Simvastatin 20	114	24		54/20 1.91 (1.07, 3.40)	unclear	3	No

Trial	Population	Combination Statin Dose (mg/day)	Niacin Max Dose (mg/day)	Combo N	Monotherapy Statin Dose (mg/day)	Mono N	Follow up (wk)	Trial Baseline LDL-c (mg/dL)	Number of Events Odds Ratio (95% CI) [combo/mono]	AAC	Jadad Score	ITTA
Ballantyne (2008_b) ¹⁷¹ North America, South America, Pharm. Fund Multicenter	Participants with elevated non-HDL-c level despite run-in simvastatin 40 mg/day	Simvastatin 40	Ext RIs 1000-2000	216	Simvastatin 80	119	24	104	68/35 1.10 (0.68, 1.80)	adequate	3	No
Relative probability of participants experiencing an adverse event – 24 weeks or longer follow-up												
Kos Pharm (MA-06) ¹⁰⁵ MA-06 North America Multicenter	Participants with hyperlipidemia type IIa or IIb, Statin naïve	Lovastatin 20-40	Ex RIs 2000	114	Lovastatin 40	61	28	189	110/49 6.73 (2.07, 21.93)	yes	5	no
Capuzzi (2003) ¹⁵⁵ 4522IL/0029 North America Pharm. Fund Multicenter	Participants with combined dyslipidemia (Fredrickson's type IIb or IV hyperlipidemia)	Rosuvastatin 10-40	Ex RIs 2000	152	Rosuvastatin 40	46	24	145	129/34 1.98 (0.90, 4.38)	unclear	2	no
Ballantyne (2008_a) ¹⁵⁰ North America, South America, Europe Pharm. Fund Multicenter	Participants with increased ATP III risk adjusted non-HDL-c but on target LDL-c on run-in simvastatin 20 mg/day	Simvastatin 20	Ext RIs 1000-2000	187	Simvastatin 20	114	24		54/20 1.91 (1.07, 3.40)	unclear	3	No
Ballantyne (2008_b) ¹⁷¹ North America, South America, Pharm. Fund Multicenter	Participants with elevated non-HDL-c level despite run-in simvastatin 40 mg/day	Simvastatin 40	Ext RIs 1000-2000	216	Simvastatin 80	119	24	104	68/35 1.10 (0.68, 1.80)	adequate	3	No

Trial	Population	Combination Statin Dose (mg/day)	Niacin Max Dose (mg/day)	Combo N	Monotherapy Statin Dose (mg/day)	Mono N	Follow up (wk)	Trial Baseline LDL-c (mg/dL)	Number of Events Odds Ratio (95% CI) [combo/mono]	AAC	Jadad Score	ITTA
Relative probability of participants experiencing an adverse event – Rosuvastatin - Lower dose statin in combination versus higher dose monotherapy												
Capuzzi (2003) ¹⁵⁵ 4522IL/0029 North America Pharm. Fund Multicenter	Participants with combined dyslipidemia (Fredrickson's type IIb or IV hyperlipidemia)	Rosuvastatin 10	Ex RIs 2000	78	Rosuvastatin 40	46	24	145	66/34 1.94 (0.79, 4.78)	unclear	2	no
Relative probability of participants withdrawing from treatment due to an adverse event												
Taylor (2004) ¹⁹⁶ ARBITER North America Single centre	Participants with coronary artery disease, and currently treated with a statin drug, with LDL-C < 130 mg/dL and HDL-C < 45 mg/dL	Mixed >20	Ex RIs 1000	87	Mixed >20	80	52	89	2/6 0.29 (0.06, 1.48)	yes	5	no
Hunninghake (2003) ¹²⁸ North America Pharm. Fund Multicenter	Participants with type IIA hyperlipidemia or type IIB hyperlipidemia	Lovastatin 20-40	Ex RIs 2000	114	Lovastatin 40	61	28	189	22/6 2.19 (0.84, 5.74)	unclear	4	yes
Kos Pharm (MA- 06) ¹⁰⁵ MA-06 North America Multicenter	Participants with hyperlipidemia type IIa or IIb, Statin naïve	Lovastatin 20-40	Ex RIs 2000	114	Lovastatin 40	61	28	189	22/6 2.19 (0.84, 5.74)	yes	5	no
Insull (2004) ¹⁸² North America Pharm. Fund Multicenter	Participants with type IIa or IIb primary hyperlipidemia, statin naïve	Lovastatin 10-40	Ex RIs 2500	100	Lovastatin 40	33	20	198	18/3 2.20 (0.60, 7.99)	unclear	2	no

Trial	Population	Combination Statin Dose (mg/day)	Niacin Max Dose (mg/day)	Combo N	Monotherapy Statin Dose (mg/day)	Mono N	Follow up (wk)	Trial Baseline LDL-c (mg/dL)	Number of Events Odds Ratio (95% CI) [combo/mono]	AAC	Jadad Score	ITTA
Kos Pharm (MA-14) ¹⁰⁴ MA-14 North America Multicenter	Participants with combined dyslipidemia (Fredrickson's type IIb or IV hyperlipidemia); Statin naïve.	Lovastatin 10-40	Ex RIs 2500	100	Lovastatin 40	33	20	198	18/3 2.20 (0.60, 7.99)	yes	4	no
O'Keefe (1995) ¹⁸⁹ North America Single centre	Adults with total cholesterol levels >180 mg/dL, HDL levels <40 mg/dL, and triglyceride levels >150 mg/dL	Pravastatin 20	Imm RIs 3000	27	Pravastatin 20	19	18	134	6/0 11.79 (0.62, 223.26)	unclear	1	no
Stein (1996) ¹⁷⁰ North America Pharm. Fund Multicenter	Participants with elevated low-density lipoprotein cholesterol, high triglycerides, and low high-density lipoprotein cholesterol	Simvastatin 10	Imm RIs 1500	60	Simvastatin 10	60	17	176	9/3 3.35 (0.86, 13.07)	unclear	2	no
Bays (2003_1) ⁴⁹ ADVOCATE North America Pharm. Fund Multicenter	Participants with elevated LDL-c and decreased HDL-c blood levels	Lovastatin 20-40	Ex RIs 2000	78	Simvastatin 10-40	76	16	192	15/2 8.81 (1.94, 40.01)	unclear	1	no
Bays (2003_2) ⁴⁹ ADVOCATE North America Pharm. Fund Multicenter	Participants with elevated LDL-c and decreased HDL-c blood levels	Lovastatin 20-40	Ex RIs 2000	79	Atorvastatin 10-40	82	16	192	13/8 1.82 (0.71, 4.67)	unclear	1	no

Trial	Population	Combination Statin Dose (mg/day)	Niacin Max Dose (mg/day)	Combo N	Monotherapy Statin Dose (mg/day)	Mono N	Follow up (wk)	Trial Baseline LDL-c (mg/dL)	Number of Events Odds Ratio (95% CI) [combo/mono]	AAC	Jadad Score	ITTA
Ballantyne (2008_a) ¹⁵⁰ North America, South America, Europe Pharm. Fund Multicenter	Participants with increased ATP III risk adjusted non-HDL-c but on target LDL-c on run-in simvastatin 20 mg/day	Simvastatin 20	Ext RIs 1000-2000	187	Simvastatin 20	114	24		25/6 2.78 (1.10, 7.00)	unclear	3	No
Ballantyne (2008_b) ¹⁷¹ North America, South America, Europe Pharm. Fund Multicenter	Participants with elevated non-HDL-c level despite run-in simvastatin 40 mg/day	Simvastatin 40	Ext RIs 1000-2000	216	Simvastatin 80	119	24	104	25/5 2.98 (1.11, 8.01)	adequate	3	No
Relative probability of participants experiencing Rhabdomyolysis												
Kos Pharm (MA-06) ¹⁰⁵ MA-06 North America Multicenter	Participants with hyperlipidemia type IIa or IIb, Statin naïve	Lovastatin 20-40	Ex RIs 2000	114	Lovastatin 40	61	28	189	0/0	yes	5	no
Kos Pharm (MA-14) ¹⁰⁴ MA-14 North America Multicenter	HC type IIa or IIb statin naïve	Lovastatin 10-40	Ex RIs 2500	100	Lovastatin 40	33	20	198	0/0	yes	4	no
Ballantyne (2008_a) ¹⁵⁰ North America, South America, Europe Pharm. Fund Multicenter	Participants with increased ATP III risk adjusted non-HDL-c but on target LDL-c on run-in simvastatin 20 mg/day	Simvastatin 20	Ext RIs 1000-2000	187	Simvastatin 20	114	24		0/0	unclear	3	No

Trial	Population	Combination Statin Dose (mg/day)	Niacin Max Dose (mg/day)	Combo N	Monotherapy Statin Dose (mg/day)	Mono N	Follow up (wk)	Trial Baseline LDL-c (mg/dL)	Number of Events Odds Ratio (95% CI) [combo/mono]	AAC	Jadad Score	ITTA
Ballantyne (2008_b) ¹⁷¹ North America, South America, Pharm. Fund Multicenter	Participants with elevated non-HDL-c level despite run-in simvastatin 40 mg/day	Simvastatin 40	Ext RIs 1000-2000	216	Simvastatin 80	119	24	104	0/0	adequate	3	No
Relative probability of participants experiencing elevated serum AST and/or ALT > 3 times ULN and/or hepatitis												
Taylor (2004) ¹⁹⁶ ARBITER North America Single centre	Participants with coronary artery disease, and currently treated with a statin drug, with LDL-C < 130 mg/dL and HDL-C < 45 mg/dL	Mixed >20	Ex RIs 1000	78	Mixed >20	71	52	89	0/0	yes	5	no
Hunninghake (2003) ¹²⁸ North America Pharm. Fund Multicenter	Participants with type IIA hyperlipidemia or type IIB hyperlipidemia	Lovastatin 20-40	Ex RIs 2000	114	Lovastatin 40	61	28	189	1/1 0.53 (0.03, 8.64)	unclear	4	yes
Capuzzi (2003) ¹⁵⁵ 4522IL/0029 North America Pharm. Fund Multicenter	Participants with combined dyslipidemia (Fredrickson's type IIb or IV hyperlipidemia)	Rosuvastatin 10-40	Ex RIs 2000	152	Rosuvastatin 40	46	24	145	0/0	unclear	2	no
Insull (2004) ¹⁸² North America Pharm. Fund Multicenter	Participants with type IIa or IIb primary hyperlipidemia, statin naïve	Lovastatin 10-40	Ex RIs 2500	100	Lovastatin 40	33	20	198	4/0 3.12 (0.16, 59.58)	unclear	2	no

Trial	Population	Combination Statin Dose (mg/day)	Niacin Max Dose (mg/day)	Combo N	Monotherapy Statin Dose (mg/day)	Mono N	Follow up (wk)	Trial Baseline LDL-c (mg/dL)	Number of Events Odds Ratio (95% CI) [combo/mono]	AAC	Jadad Score	ITTA
Kos Pharm (MA-14) ¹⁰⁴ MA-14 North America Multicenter	HC type IIa or IIb statin naive	Lovastatin 10-40	Ex RIs 2500	100	Lovastatin 40	33	20	198	4/0 3.12 (0.16, 59.58)	yes	4	no
Stein (1996) ¹⁷⁰ North America Pharm. Fund Multicenter	Participants with elevated low- density lipoprotein cholesterol, high triglycerides, and low high-density lipoprotein cholesterol	Simvastatin 10	Imm RIs 1500	60	Simvastatin 10	60	17	176	0/1 0.33 (0.01, 8.21)	unclear	2	no
Bays (2003_1) ⁴⁹ ADVOCATE North America Pharm. Fund Multicenter	Participants with elevated LDL-c and decreased HDL-c blood levels	Lovastatin 20-40	Ex RIs 2000	78	Simvastatin 10-40	76	16	192	0/0	unclear	1	no
Bays (2003_2) ⁴⁹ ADVOCATE North America Pharm. Fund Multicenter	Participants with elevated LDL-c and decreased HDL-c blood levels	Lovastatin 20-40	Ex RIs 2000	79	Atorvastatin 10-40	82	16	192	0/0	unclear	1	no
Ballantyne (2008_a) ¹⁵⁰ North America, South America, Europe Pharm. Fund Multicenter	Participants with increased ATP III risk adjusted non-HDL-c but on target LDL-c on run-in simvastatin 20 mg/day	Simvastatin 20	Ext RIs 1000-2000	187	Simvastatin 20	114	24		0/0	unclear	3	No

Trial	Population	Combination Statin Dose (mg/day)	Niacin Max Dose (mg/day)	Combo N	Monotherapy Statin Dose (mg/day)	Mono N	Follow up (wk)	Trial Baseline LDL-c (mg/dL)	Number of Events Odds Ratio (95% CI) [combo/mono]	AAC	Jadad Score	ITTA
Ballantyne (2008_b) ¹⁷¹ North America, South America, Pharm. Fund Multicenter	Participants with elevated non-HDL-c level despite run-in simvastatin 40 mg/day	Simvastatin 40	Ext RIs 1000-2000	216	Simvastatin 80	119	24	104	0/0	adequate	3	No
Moore (2007) ¹⁶² North America, Pharm. Fund Single center	Participants with increased ATP III risk adjusted non-HDL-c but on target LDL-c on run-in simvastatin 20 mg/day	Atorvastatin 20	Ext RIs	41	Atorvastatin 30	42	48	154	1/0 3.15 (0.12, 79.54)	unclear	2	Yes
Relative probability of participants experiencing elevated serum AST and/or ALT > 3 times ULN and/or hepatitis – Rosuvastatin - Lower dose statin in combination versus higher dose monotherapy												
Capuzzi (2003) ¹⁵⁵ 4522IL/0029 North America Pharm. Fund Multicenter	Participants with combined dyslipidemia (Fredrickson's type IIb or IV hyperlipidemia)	Rosuvastatin 10	Ex RIs 2000	80	Rosuvastatin 40	46	24	145	0/0	unclear	2	no
Relative probability of participants experiencing myalgia												
Hunninghake (2003) ¹²⁸ North America Pharm. Fund Multicenter	Participants with type IIA hyperlipidemia or type IIB hyperlipidemia	Lovastatin 20-40	Ex RIs 2000	114	Lovastatin 40	61	28	189	5/4 0.65 (0.17, 2.53)	unclear	4	yes
Kos Pharm (MA-06) ¹⁰⁵ MA-06 North America Multicenter	Participants with hyperlipidemia type Ila or I Ib, Statin naïve	Lovastatin 20-40	Ex RIs 2000	114	Lovastatin 40	61	28	189	5/7 0.35 (0.11, 1.17)	yes	5	no

Trial	Population	Combination Statin Dose (mg/day)	Niacin Max Dose (mg/day)	Combo N	Monotherapy Statin Dose (mg/day)	Mono N	Follow up (wk)	Trial Baseline LDL-c (mg/dL)	Number of Events Odds Ratio (95% CI) [combo/mono]	AAC	Jadad Score	ITTA
Bays (2003_1) ⁴⁹ ADVOCATE North America Pharm. Fund Multicenter	Participants with elevated LDL-c and decreased HDL-c blood levels	Lovastatin 20-40	Ex RIs 2000	78	Simvastatin 10-40	76	16	192	0/0	unclear	1	no
Bays (2003_2) ⁴⁹ ADVOCATE North America Pharm. Fund Multicenter	Participants with elevated LDL-c and decreased HDL-c blood levels	Lovastatin 20-40	Ex RIs 2000	79	Atorvastatin 10-40	82	16	192	0/1 0.34 (0.01, 8.51)	unclear	1	no
Relative probability of participants experiencing CPK greater than 10 times the upper limit of normal												
Kos Pharm (MA-06) ¹⁰⁵ MA-06 North America Multicenter	Participants with hyperlipidemia type IIa or IIb, Statin naïve	Lovastatin 40	Ex RIs 2000	114	Lovastatin 40	61	28	189	0/0	yes	5	no
Capuzzi (2003) ¹⁵⁵ 4522IL/0029 North America Pharm. Fund Multicenter	Participants with combined dyslipidemia (Fredrickson's type IIb or IV hyperlipidemia)	Rosuvastatin 10-40	Ex RIs 2000	152	Rosuvastatin 40	46	24	145	0/0	unclear	2	no
Insull (2004) ¹⁸² North America Pharm. Fund Multicenter	Participants with type IIa or IIb primary hyperlipidemia, statin naïve	Lovastatin 10-40	Ex RIs 2500	100	Lovastatin 40	33	20	198	0/0	unclear	2	no
Kos Pharm (MA-14) ¹⁰⁴ MA-14 North America Multicenter	HC type IIa or IIb statin naïve	Lovastatin 10-40	Ex RIs	100	Lovastatin 40	33	20	198	0/0	yes	4	no

Trial	Population	Combination Statin Dose (mg/day)	Niacin Max Dose (mg/day)	Combo N	Monotherapy Statin Dose (mg/day)	Mono N	Follow up (wk)	Trial Baseline LDL-c (mg/dL)	Number of Events Odds Ratio (95% CI) [combo/mono]	AAC	Jadad Score	ITTA
Bays (2003_1) ⁴⁹ ADVOCATE North America Pharm. Fund Multicenter	Participants with elevated LDL-c and decreased HDL-c blood levels	Lovastatin 20-40	Ex RIs 2000	78	Simvastatin 10-40	76	16	192	0/0	unclear	1	no
Bays (2003_1) ⁴⁹ ADVOCATE North America Pharm. Fund Multicenter	Participants with elevated LDL-c and decreased HDL-c blood levels	Lovastatin 20-40	Ex RIs 2000	79	Atorvastatin 10-40	82	16	192	0/0	unclear	1	no
McKenney (2007_2) ¹³⁹ COMPELL study North America Pharm. Fund Multicenter	HC, heterogeneous 10-year CHD risk estimates	Mixed 20-40	Ex RIs 2000	125	Rosuvastatin 40	73	12	197	0/0	unclear	2	no
Stein (1996) ¹⁷⁰ North America Pharm. Fund Multicenter	Participants with elevated low-density lipoprotein cholesterol, high triglycerides, and low high-density lipoprotein cholesterol	Simvastatin 10	Imm RIs 1500	60	Simvastatin 10	60	17	176	0/0	unclear	2	no
Moore (2007) ¹⁶² North America, Pharm. Fund Single center	Participants with increased ATP III risk adjusted non-HDL-c but on target LDL-c on run-in simvastatin 20 mg/day	Atorvastatin 20	Ext RIs	41	Atorvastatin 30	42	48	154	1/0 3.15 (0.12, 79.54)	unclear	2	Yes

Trial	Population	Combination Statin Dose (mg/day)	Niacin Max Dose (mg/day)	Combo N	Monotherapy Statin Dose (mg/day)	Mono N	Follow up (wk)	Trial Baseline LDL-c (mg/dL)	Number of Events Odds Ratio (95% CI) [combo/mono]	AAC	Jadad Score	ITTA
Ballantyne (2008_b) ¹⁷¹ North America, South America, Pharm. Fund Multicenter	Participants with elevated non-HDL-c level despite run-in simvastatin 40 mg/day	Simvastatin 40	Ext RIs 1000-2000	216	Simvastatin 80	119	24	104	0/0	adequate	3	No
Relative probability of participants experiencing CPK greater than 10 times the upper limit of normal – Rosuvastatin plus lower dose statin in combination versus higher dose monotherapy												
Capuzzi (2003) ¹⁵⁵ 4522IL/0029 North America Pharm. Fund Multicenter	Participants with combined dyslipidemia (Fredrickson's type IIb or IV hyperlipidemia)	Rosuvastatin 10	Ex RIs 2000	80	Rosuvastatin 40	46	24	145	0/0	unclear	2	no

Included Evidence for Bile Acid Sequestrant plus Statin Therapy Compared With Statin Monotherapy

Table F-24. Longer-term outcomes (clinical outcomes, serious adverse events and cancer) using BAS plus statin therapy compared with statin monotherapy

Trial	Population	Combination Statin Dose (mg/day)	BAS (mg/day)	Combo N	Monotherapy Statin Dose (mg/day)	Mono N	Follow-up (wk)	Trial Baseline LDL-c (mg/dL)	Combo/mono: number of participants with events Odds ratio (95% CI)	AAC	Jadad Score	ITTA
All-cause Mortality, all trials												
Sprecher (1994_1) ⁵² North America Pharm. Fund Multicentre	Participants with moderate HC (LDL-c ≥ 160 mg/dL), not on lipid-lowering medication	Fluvastatin 10	C-amine 8-16	36	Fluvastatin 10	39	24	209	0/1 0.35 (0.01, 8.9)	unclear	3	No
Sprecher (1994_2) ⁵² North America Pharm. Fund Multicentre	Participants with moderate HC (LDL-c ≥ 160 mg/dL), not on lipid-lowering medication	Fluvastatin 20	C-amine 8-16	37	Fluvastatin 20	38	24	209	0/0	unclear	3	No
Knapp (2001_1) ¹⁷² North America Pharm. Fund Multicentre	Participants with moderate HC (LDL-c ≥ 160 mg/dL), statin naïve	Simvastatin 10	C-lam 3.8	35	Simvastatin 10	36	6	187	0/0	yes	5	No

Trial	Population	Combination Statin Dose (mg/day)	BAS (mg/day)	Combo N	Monotherapy Statin Dose (mg/day)	Mono N	Follow-up (wk)	Trial Baseline LDL-c (mg/dL)	Combo/mono: number of participants with events Odds ratio (95% CI)	AAC	Jadad Score	ITTA
Knapp (2001_2) ¹⁷² North America Pharm. Fund Multicentre	Participants with moderate HC (LDL-c \geq 160mg/dL), statin naïve	Simvastatin 20	C-lam 2.3	37	Simvastatin 20	39	6	187	1/0 3.25 (0.13, 82.2)	yes	5	No
Davidson (2001) ¹⁸⁵ North America Pharm. Fund Multicentre	Participants with moderate HC (LDL-c \geq 160mg/dL)	Lovastatin 10	C-lam 3.8	50	Lovastatin 10	26	4	170	0/0	unclear	4	No
Fatal myocardial infarction												
Sprecher (1994_1) ⁵² North America Pharm. Fund Multicentre	Participants with moderate HC (LDL-c \geq 160mg/dL), not on lipid-lowering medication	Fluvastatin 10	C-amine 8-16	36	Fluvastatin 10	39	24	209	0/1 0.35 (0.01, 8.91)	unclear	3	No
Sprecher (1994_2) ⁵² North America Pharm. Fund Multicentre	Participants with moderate HC (LDL-c \geq 160mg/dL), not on lipid-lowering medication	Fluvastatin 20	C-amine 8-16	37	Fluvastatin 20	38	24	209	0/0	unclear	3	No

Trial	Population	Combination Statin Dose (mg/day)	BAS (mg/day)	Combo N	Monotherapy Statin Dose (mg/day)	Mono N	Follow-up (wk)	Trial Baseline LDL-c (mg/dL)	Combo/mono: number of participants with events Odds ratio (95% CI)	AAC	Jadad Score	ITTA
Serious adverse event(s)												
Simons (1998) ¹⁹⁸ The Six Cities Study Pharm. fund	Participants with severe HC (LDL-c \geq 190 mg/dL)	Simvastatin 40	C-amine 4	44	Atorvastatin 80	92	30	343	1/5 0.40 (0.05, 3.6)	unclear	1	No
Knapp (2001) ¹⁷² North America Pharm. Fund Multicentre	Participants with moderate HC (LDL-c \geq 160mg/dL), statin naïve	Simvastatin 10-20	C-lam 2.3-3.8	68	Simvastatin 10-20	74	6	187	0/1 0.36 (0.01, 8.9)	yes	5	No

Table F-25. Surrogate outcome – Achieving ATP-III target LDL-c using BAS plus statin therapy compared with statin monotherapy

Trial	Population	Combination Statin Dose (mg/day)	BAS Max Dose (mg/day)	Combo N	Monotherapy Statin Dose (mg/day)	Mono N	Follow-up (wk)	Trial Baseline LDL-c (mg/dL)	Combo/mono: number of participants with events Odds ratio (95% CI)	AAC	Jadad Score	ITTA
Ito (1996) ¹⁰⁸ North America Pharm. fund	Participants with moderate HC, history of CAD, all with prior statin use	Pravastatin 20	C-amine 10	28	Pravastatin 40	31	12	181	13/5 4.51 (1.34, 15.1)	unclear	1	no

Table F-26. Surrogate outcome, LDL-c using BAS plus statin therapy compared with statin monotherapy

Low density lipoprotein cholesterol												
Trial	Population	Combination Statin Dose (mg/day)	BAS (g/day)	Combo N	Monotherapy Statin Dose (mg/day)	Mono N	Follow-up (wk)	Mean Baseline LDL-c (mg/dL)	Combo-mono: mean difference (95% CI)	AAC	Jadad Score	ITTA
Combination – monotherapy: difference in mean percentage change from baseline												
Hunninghake (2001) ¹³³ North America Pharm. Fund Multicenter	Participants with moderate HC (LDL-c ≥160mg/dL)	Atorvastatin 10	C-lam 3.8g	18	Atorvastatin 80	20	4	184	5 (-3.34, 13.34)	unclear	4	yes
O'Brien (1990) ¹⁷⁴ Pharm. Fund Multicenter	Participants with severe HC (LDL-c ≥215 mg/dL) or moderate HC + CAD	Simvastatin 40	C-amine 24	35	Simvastatin 40	15	40	298	-10.10 (-19.92, -0.3)	unclear	1	no
Isaacsohn (1997) ¹⁶³ North America Single centre	Heterogeneous familial and polygenic HC (LDL-c ≥220 mg/dL)	Mixed	C-pol 20	21	Atorvastatin 80	16	32	291	5.43 (-1.84, 12.7)	unclear	1	no
Simons (1998) ¹⁹⁸ The Six Cities Study Pharm. fund	Participants with severe HC (LDL-c ≥190 mg/dL)	Simvastatin 40	C-amine 4	44	Atorvastatin 80	92	30	343	11.00 (6.45, 15.6)	unclear	1	no
Sprecher (1994_1) ⁵² North America Pharm. Fund Multicenter	Participants with moderate HC (LDL-c ≥160mg/dL), not on lipid-lowering medication	Fluvastatin 10	C-amine 8-16	35	Fluvastatin 10	38	24	209	-10.50 (-16.94, -4.1)	unclear	3	no
Sprecher (1994_2) ⁵² North America Pharm. Fund Multicenter	Participants with moderate HC (LDL-c ≥160mg/dL), not on lipid-lowering medication	Fluvastatin 20	C-amine 8-16	35	Fluvastatin 20	38	24	209	-11.90 (-18.06, -5.7)	unclear	3	no

F-154

PMSG II (1993) ¹⁹¹ Pravastatin Multicenter Study Group II North America Pharm. fund	Participants with moderate HC (LDL-c ≥ 160 mg/dL), excluding those with hypersensitivity to C-amine	Pravastatin 40	C-amine 24	61	Pravastatin 40	57	16-24	235	-13.70 (-18.76, -8.6)	unclear	3	no
Simons (1992) ¹⁷³ Europe Pharm. Fund Single centre	Participants with primary HC, already in use of statins	Simvastatin 40	C-pol 5-10	39	Simvastatin 40	22	12	290	-11.34 (-17.82, -4.9)	yes	4	no
Heinonen (1996) ¹⁶⁴ Multicenter	Participants with moderate HC (LDL-c ≥ 160 mg/dL)	Atorvastatin 10	C-pol 20	20	Atorvastatin 10	41	11	211	-10.00 (-16.95, -3.0)	unclear	1	no
Ballantyne (2004_a) ¹²² North America Pharm. Fund Multicenter	Participants with severe HC (LDL-c 190-400 mg/dL), all with prior statin use	Rosuvastatin 80	C-amine 16	75	Rosuvastatin 80	69	6	259	-4.10 (-9.10, 0.9)	yes	2	no
Knapp (2001_1) ¹⁷² North America Pharm. Fund Multicenter	Participants with moderate HC (LDL-c ≥ 160 mg/dL), statin naïve	Simvastatin 10	C-lam 3.8	34	Simvastatin 10	35	6	187	-16.00 (-22.50, -9.5)	yes	5	no
Knapp (2001_2) ¹⁷² North America Pharm. Fund Multicenter	Participants with moderate HC (LDL-c ≥ 160 mg/dL), statin naïve	Simvastatin 20	C-lam 2.3	37	Simvastatin 20	39	6	187	-8.00 (-13.40, -2.6)	yes	5	no
Hunninghake (2001) ¹³³ North America Pharm. Fund Multicenter	Participants with moderate HC (LDL-c ≥ 160 mg/dL)	Atorvastatin 10	C-lam 3.8g	18	Atorvastatin 10	18	4	184	-10.00 (-17.07, -2.9)	unclear	4	yes
Davidson (2001) ¹⁸⁵ North America Pharm. Fund Multicenter	Participants with moderate HC (LDL-c ≥ 160 mg/dL)	Lovastatin 10	C-lam 3.8g	50	Lovastatin 10	26	4	170	-11.80 (-15.62, -8.0)	unclear	4	no

Table F-27. Surrogate outcome – HDL-c using BAS plus statin therapy compared with statin monotherapy

High density lipoprotein cholesterol												
Trial	Population	Combination Statin Dose (mg/day)	BAS (g/day)	Combo N	Monotherapy Statin Dose (mg/day)	Mono N	Follow-up (wk)	Mean Baseline LDL-c (mg/dL)	Combo-mono: mean difference (95% CI)	AAC	Jadad Score	ITTA
Combination – monotherapy: difference in mean percentage change from baseline												
Hunninghake (2001) ¹³³ North America Pharm. Fund Multicenter	Participants with moderate HC (LDL-c ≥160mg/dL)	Atorvastatin 10	C-lam 3.8g	18	Atorvastatin 80	20	4	184	5 (-3.34, 13.34)	unclear	4	yes
O'Brien (1990) ¹⁷⁴ Pharm. Fund Multicenter	Participants with severe HC (LDL-c ≥215 mg/dL) or moderate HC + CAD	Simvastatin 40	C-amine 24	35	Simvastatin 40	15	40	298	-3.10 (-19.49, 13.29)	unclear	1	no
Isaacsohn (1997) ¹⁶³ North America Single centre	Heterogeneous familial and polygenic HC (LDL-c ≥220 mg/dL)	Mixed	C-pol 20	21	Atorvastatin 80	16	32	291	7.66 (-2.04, 17.4)	unclear	1	no
Simons (1998) ¹⁹⁸ The Six Cities Study Pharm. fund	Participants with severe HC (LDL-c ≥190 mg/dL)	Simvastatin 40	C-amine 4	44	Atorvastatin 80	92	30	343	3.00 (-0.39, 6.4)	unclear	1	no
Sprecher (1994_1) ⁵² North America Pharm. Fund Multicenter	Participants with moderate HC (LDL-c ≥160mg/dL), not on lipid-lowering medication	Fluvastatin 10	C-amine 8-16	35	Fluvastatin 10	38	24	209	-2.60 (-8.47, 3.3)	unclear	3	no
Sprecher (1994_2) ⁵² North America Pharm. Fund Multicenter	Participants with moderate HC (LDL-c ≥160mg/dL), not on lipid-lowering medication	Fluvastatin 20	C-amine 8-16	35	Fluvastatin 20	38	24	209	-5.70 (-10.78, -0.6)	unclear	3	no

PMSG II (1993) ¹⁹¹ Pravastatin Multicenter Study Group II North America Pharm. fund	Participants with moderate HC (LDL-c ≥ 160 mg/dL), excluding those with hypersensitivity to C-amine	Pravastatin 40	C-amine 24	61	Pravastatin 40	119	16-24	235	0.77 (-4.02, 5.6)	unclear	3	no
Simons (1992) ¹⁷³ Europe Pharm. Fund Single centre	Participants with primary HC, already in use of statins	Simvastatin 40	C-pol 5-10	39	Simvastatin 40	22	12	290	4.50 (-2.50, 11.5)	yes	4	no
Heinonen (1996) ¹⁶⁴ Multicenter	Participants with moderate HC (LDL-c ≥ 160 mg/dL)	Atorvastatin 10	C-pol 20	40	Atorvastatin 10	41	11	211	1.00 (-6.03, 8.0)	unclear	1	no
Ballantyne (2004_a) ¹²² North America Pharm. Fund Multicenter	Participants with severe HC (LDL-c 190-400 mg/dL), all with prior statin use	Rosuvastatin 80	C-amine 16	75	Rosuvastatin 80	69	6	259	-1.00 (-6.68, 4.68)	yes	2	no
Davidson (2001) ¹⁸⁵ North America Pharm. Fund Multicenter	Participants with moderate HC (LDL-c ≥ 160 mg/dL)	Lovastatin 10	C-lam 3.8g	50	Lovastatin 10	26	4	170	0.00 (-4.77, 4.8)	unclear	4	no

Table F-28. Adverse events and adherence to treatment using BAS plus statin compared with statin monotherapy

Trial	Population	Combination Statin Dose (mg/day)	BAS Max Dose (mg/day)	Combo N	Monotherapy Statin Dose (mg/day)	Mono N	Follow-up (wk)	Trial Baseline LDL-c (mg/dL)	Combo/mono: number of participants with events Odds ratio (95% CI)	AAC	Jadad Score	ITTA
Relative probability of participants adhering to treatment												
Eriksson (1998) ¹⁹⁰ PaCt trial Europe Pharm. Fund Multicenter	Participants with 1 ^o HC, heterogeneous CHD risk estimates	Pravastatin 20	C-amine 8-16	261	Pravastatin 20-40	812	96	212	227/765 0.41 (0.26, 0.65)	yes	3	no
Heinonen (1996) ¹⁶⁴ Multicenter	Participants with moderate HC (LDL-c ≥160mg/dL)	Atorvastatin 10	C-pol 20	20	Atorvastatin 10	42	12	211	15/38 0.32 (0.07, 1.34)	unclear	1	no
Ballantyne (2004_a) ¹²² North America Pharm. Fund Multicenter	Participants with severe HC (LDL-c 190-400 mg/dL), all with prior statin use	Rosuvastatin 80	C-amine 16	75	Rosuvastatin 80	69	6	259	38/63 0.10 (0.04, 0.25)	yes	2	no
Johansson (1995) ¹³⁷ Europe Pharm. Fund Multicenter	Participants with moderate to severe HC	Simvastatin 20	C-pol 5-10	57	Simvastatin 40	26	4-12	221	41/23 0.33 (0.09, 1.27)	unclear	2	no
Hunninghake (2001) ¹³³ North America Pharm. Fund Multicenter	Participants with moderate HC (LDL-c ≥160mg/dL)	Atorvastatin 10	C-lam 3.8g	19	Atorvastatin 10-80	39	4	184	17/35 0.97 (0.16, 5.84)	unclear	4	yes

Trial	Population	Combination Statin Dose (mg/day)	BAS Max Dose (mg/day)	Combo N	Monotherapy Statin Dose (mg/day)	Mono N	Follow-up (wk)	Trial Baseline LDL-c (mg/dL)	Combo/mono: number of participants with events Odds ratio (95% CI)	AAC	Jadad Score	ITTA
Hunninghake (2001) ¹³³ North America Pharm. Fund Multicenter	Participants with moderate HC (LDL-c \geq 160mg/dL)	Atorvastatin 10	C-lam 3.8g	19	Atorvastatin 80	20	4	184	17/18 0.94 (0.12, 7.5)	unclear	4	yes
Relative probability of participants experiencing an adverse event												
Sprecher (1994_1) ⁵² North America Pharm. Fund Multicenter	Participants with moderate HC (LDL-c \geq 160mg/dL), not on lipid-lowering medication	Fluvastatin 10	C-amine 8-16	36	Fluvastatin 10	39	24	209	31/18 7.23 (2.32, 22.5)	unclear	3	no
Sprecher (1994_2) ⁵² North America Pharm. Fund Multicenter	Participants with moderate HC (LDL-c \geq 160mg/dL), not on lipid-lowering medication	Fluvastatin 20	C-amine 8-16	37	Fluvastatin 20	38	24	209	30/20 3.86 (1.36, 10.9)	unclear	3	no
Ballantyne (2004) ¹²² North America Pharm. Fund Multicenter	Participants with severe HC (LDL-c 190-400 mg/dL), all with prior statin use	Rosuvastatin 80	C-amine 16	76	Rosuvastatin 80	71	6	259	42/25 2.27 (1.17, 4.4)	yes	2	no
Knapp (2001_1) ¹⁷² North America Pharm. Fund Multicenter	Participants with moderate HC (LDL-c \geq 160mg/dL), statin naïve	Simvastatin 10	C-lam 3.8	34	Simvastatin 10	35	6	187	21/22 0.95 (0.36, 2.5)	yes	5	no

Trial	Population	Combination Statin Dose (mg/day)	BAS Max Dose (mg/day)	Combo N	Monotherapy Statin Dose (mg/day)	Mono N	Follow-up (wk)	Trial Baseline LDL-c (mg/dL)	Combo/mono: number of participants with events Odds ratio (95% CI)	AAC	Jadad Score	ITTA
Knapp (2001_2) ¹⁷² North America Pharm. Fund Multicenter	Participants with moderate HC (LDL-c \geq 160mg/dL), statin naïve	Simvastatin 20	C-lam 2.3	34	Simvastatin 20	39	6	187	25/23 1.93 (0.72, 5.2)	yes	5	no
Johansson (1995) ¹³⁷ Europe Pharm. Fund Multicenter	Participants with moderate to severe HC	Simvastatin 20	C-pol 5-10	57	Simvastatin 40	26	4-12	221	31/13 1.19 (0.47, 3.0)	unclear	2	no
Relative probability of participants withdrawing from treatment due to an adverse event												
Simons (1998) ¹⁹⁸ The Six Cities Study Pharm. fund	Participants with severe HC (LDL-c \geq 190 mg/dL)	Simvastatin 40	C-amine 4	44	Atorvastatin 80	92	30	343	6/1 14.37 (1.67, 123.4)	unclear	1	no
Sprecher (1994) ⁵² North America Pharm. Fund Multicenter	Participants with moderate HC (LDL-c \geq 160mg/dL), not on lipid-lowering medication	Fluvastatin 10-20	C-amine 8-16	73	Fluvastatin 10-20	77	24	209	1/4 0.25 (0.03, 2.32)	unclear	3	no
PMSG II (1993) ¹⁹¹ Pravastatin Multicenter Study Group II North America Pharm. fund	Participants with moderate HC (LDL-c \geq 160mg/dL), excluding those with hypersensitivity to C-amine	Pravastatin 40	C-amine 24	64	Pravastatin 40-80	126	16-24	235	1/2 0.98 (0.09, 11.1)	unclear	3	no

Trial	Population	Combination Statin Dose (mg/day)	BAS Max Dose (mg/day)	Combo N	Monotherapy Statin Dose (mg/day)	Mono N	Follow-up (wk)	Trial Baseline LDL-c (mg/dL)	Combo/mono: number of participants with events Odds ratio (95% CI)	AAC	Jadad Score	ITTA
Heinonen (1996) ¹⁶⁴ Multicenter	Participants with moderate HC (LDL-c \geq 160mg/dL)	Atorvastatin 10	C-pol 20	20	Atorvastatin 10	42	12	211	0/1 0.67 (0.03, 17.3)	unclear	1	no
Ballantyne (2004_a) ¹²² North America Pharm. Fund Multicenter	Participants with severe HC (LDL-c 190-400 mg/dL), all with prior statin use	Rosuvastatin 80	C-amine 16	76	Rosuvastatin 80	71	6	259	2/0 4.80 (0.23, 101.7)	yes	2	no
Knapp (2001_1) ¹⁷² North America Pharm. Fund Multicenter	Participants with moderate HC (LDL-c \geq 160mg/dL), statin naïve	Simvastatin 10	C-lam 3.8	35	Simvastatin 10	36	6	187	1/1 1.03 (0.06, 17.1)	yes	5	no
Knapp (2001_2) ¹⁷² North America Pharm. Fund Multicenter	Participants with moderate HC (LDL-c \geq 160mg/dL), statin naïve	Simvastatin 20	C-lam 2.3	37	Simvastatin 20	39	6	187	3/0 8.01 (0.40, 160.7)	yes	5	no
Davidson (2001) ¹⁸⁵ North America Pharm. Fund Multicenter	Participants with moderate HC (LDL-c \geq 160mg/dL)	Atorvastatin 10	C-lam 3.8	50	Atorvastatin 10-80	26	4	170	4/0 5.13 (0.27, 99.0)	unclear	4	no
Hunninghake (2001) ¹³³ North America Pharm. Fund Multicenter	Participants with moderate HC (LDL-c \geq 160mg/dL)	Lovastatin 10	C-lam 3.8	19	Lovastatin 10	39	4	184	1/3 0.67 (0.06, 6.9)	unclear	4	yes

Trial	Population	Combination Statin Dose (mg/day)	BAS Max Dose (mg/day)	Combo N	Monotherapy Statin Dose (mg/day)	Mono N	Follow-up (wk)	Trial Baseline LDL-c (mg/dL)	Combo/mono: number of participants with events Odds ratio (95% CI)	AAC	Jadad Score	ITTA
Hunninghake (2001) ¹³³ North America Pharm. Fund Multicenter	Participants with moderate HC (LDL-c ≥ 160 mg/dL)	Atorvastatin 10	C-lam 3.8g	19	Atorvastatin 80	20	4	184	1/1 1.06 (0.06, 18.2)	unclear	4	yes
Relative probability of participants experiencing elevated serum AST and/or ALT > 3 times ULN and/or hepatitis												
Simons (1998) ¹⁹⁸ The Six Cities Study Pharm. fund	Participants with severe HC (LDL-c ≥ 190 mg/dL)	Simvastatin 40	C-amine 4	44	Atorvastatin 80	92	30	343	0/0	unclear	1	no
Davidson (2001) ¹⁸⁵ North America Pharm. Fund Multicenter	Participants with moderate HC (LDL-c ≥ 160 mg/dL)	Lovastatin 10	C-lam 3.8g	50	Lovastatin 10	26	4	170	0/0	unclear	4	no
Relative probability of participants experiencing myalgia												
Ito (1997) ¹⁰⁸ North America Pharm. fund	Participants with moderate HC, history of CAD, all with prior statin use	Pravastatin 20	C-amine 10	28	Pravastatin 40	31	12	181	0/3 0.14 (0.01, 2.9)	unclear	1	no
Simons (1992) ¹⁷³ Europe Pharm. Fund Single centre	Participants with primary HC, already in use of statins	Simvastatin 40	C-pol 5-10	39	Simvastatin 40	22	12	290	1/1 0.55 (0.03, 9.3)	unclear	4	no
Ballantyne (2004) ¹²²	Participants with severe HC (LDL-c 190-400 mg/dL), all with prior statin use	Rosuvastatin 80	C-amine 16	76	Rosuvastatin 80	71	6	259	1/0 2.84 (0.11, 70.9)	yes	2	no

Trial	Population	Combination Statin Dose (mg/day)	BAS Max Dose (mg/day)	Combo N	Monotherapy Statin Dose (mg/day)	Mono N	Follow-up (wk)	Trial Baseline LDL-c (mg/dL)	Combo/mono: number of participants with events Odds ratio (95% CI)	AAC	Jadad Score	ITTA
Davidson (2001) ¹⁸⁵ North America Pharm. Fund Multicenter	Participants with moderate HC (LDL-c \geq 160mg/dL)	Lovastatin 10	C-lam 3.8g	50	Lovastatin 10	26	4	170	2/3 0.32 (0.05, 2.0)	unclear	4	no
Relative probability of participants experiencing CPK greater than 10 times the upper limit of normal												
Simons (1998) ¹⁹⁸ The Six Cities Study Pharm. fund	Participants with severe HC (LDL-c \geq 190 mg/dL)	Simvastatin 40	C-amine 4	44	Atorvastatin 80	92	30	343	0/0	unclear	1	no
Ballantyne (2004) ¹²² North America Pharm. Fund Multicenter	Participants with severe HC (LDL-c 190-400 mg/dL), all with prior statin use	Rosuvastatin 80	C-amine 16	76	Rosuvastatin 80	71	6	259	0/0	yes	2	no

Included Evidence for Omega-3 Fatty Acid Plus Statin Therapy Compared With Statin Monotherapy

Table F-29. Longer-term outcomes (clinical outcomes, serious adverse events and cancer) using omega-3 fatty acid plus statin therapy compared with statin monotherapy

Trial	Population	Combination Statin Dose (mg/day)	Combo N	Monotherapy Statin Dose (mg/day)	Mono N	Follow-up (wk)	Trial Baseline LDL-c (mg/dL)	Combo/mono: number of participants with events Odds ratio (95% CI)	AAC	Jadad Score	ITTA
All-cause mortality											
Yokoyama (2007) ¹⁴¹ JELIS Asia Pharm. Fund Multicenter	Participants with hypercholesterolemia in Japan	Mixed 5-20	9326	Mixed 5-20	9319	240	182	286/265 1.08 (0.91, 1.28)	yes	2	yes
Davidson (2007) ¹⁸⁰ COMBOS trial North America Pharm. Fund Multicenter	Participants with persisting hypertriglyceridemia despite receiving simvastatin	Simvastatin 40	122	Simvastatin 40	132	8	91	0/0	yes	4	no
Nordoy (1998) ¹⁷⁷ Europe Pharm. Fund Single centre	Participants with combined hyperlipidemia and statin naïve	Simvastatin 20	21	Simvastatin 20	20	5	161	0/0	unclear	4	no

All-cause mortality – 24 weeks or more											
Yokoyama (2007) ¹⁴¹ JELIS Asia Pharm. Fund Multicenter	Participants with hypercholesterolemia in Japan	Mixed 5-20	9326	Mixed 5-20	9319	240	182	286/265 1.08 (0.91, 1.28)	yes	2	yes
All-cause mortality – adequate allocation concealment											
Yokoyama (2007) ¹⁴¹ JELIS Asia Pharm. Fund Multicenter	Participants with hypercholesterolemia in Japan	Mixed 5-20	9326	Mixed 5-20	9319	240	182	286/265 1.08 (0.91, 1.28)	yes	2	yes
Davidson (2007) ¹⁸⁰ COMBOS trial North America Pharm. Fund Multicenter	Participants with persisting hypertriglyceridemia despite receiving simvastatin	Simvastatin 40	122	Simvastatin 40	132	8	91	0/0	yes	4	no
All-cause mortality – Asian											
Yokoyama (2007) ¹⁴¹ JELIS Asia Pharm. Fund Multicenter	Participants with hypercholesterolemia in Japan	Mixed 5-20	9326	Mixed 5-20	9319	240	182	286/265 1.08 (0.91, 1.28)	yes	2	yes
Fatal Myocardial Infarction – Participants requiring intensive lipid lowering therapy											
Durrington (2001) ¹⁷⁶ Europe Pharm. Fund Single centre	Participants with CHD and persisting hypertriglyceridemia, despite receiving simvastatin.	Simvastatin 20-40	29	Simvastatin 20-40	26	24	149	0/1 0.12 (0.00, 6.11)	unclear	3	no

Fatal Myocardial Infarction											
Yokoyama (2007) ¹⁴¹ JELIS Asia Pharm. Fund Multicenter	Participants with hypercholesterolemia in Japan	Mixed 5-20	9326	Mixed 5-20	9319	240	182	11/14 0.79 (0.36, 1.72)	yes	2	yes
Durrington (2001) ¹⁷⁶ Europe Pharm. Fund Single centre	Participants with CHD and persisting hypertriglyceridemia, despite receiving simvastatin.	Simvastatin 20-40	29	Simvastatin 20-40	26	24	149	0/1 0.12 (0.00, 6.11)	unclear	3	no
Non-fatal myocardial infarction											
Yokoyama (2007) ¹⁴¹ JELIS Asia Pharm. Fund Multicenter	Participants with hypercholesterolemia in Japan	Mixed 5-20	9326	Mixed 5-20	9319	240	182	62/83 0.75 (0.54, 1.03)	yes	2	yes
Any myocardial infarction											
Yokoyama (2007) ¹⁴¹ JELIS Asia Pharm. Fund Multicenter	Participants with hypercholesterolemia in Japan	Mixed 5-20	9326	Mixed 5-20	9319	240	182	71/93 0.76 (0.56, 1.04)	yes	2	yes
Hemorrhagic stroke											
Yokoyama (2007) ¹⁴¹ JELIS Asia Pharm. Fund Multicenter	Participants with hypercholesterolemia in Japan	Mixed 5-20	9326	Mixed 5-20	9319	240	182	49/39 0.42 (0.10, 1.87)	yes	2	yes

Ischemic stroke											
Yokoyama (2007) ¹⁴¹ JELIS Asia Pharm. Fund Multicenter	Participants with hypercholesterolemia in Japan	Mixed 5-20	9326	Mixed 5-20	9319	240	182	115/123 0.93 (0.72, 1.21)	yes	2	yes
Any stroke											
Yokoyama (2007) ¹⁴¹ JELIS Asia Pharm. Fund Multicenter	Participants with hypercholesterolemia in Japan	Mixed 5-20	9326	Mixed 5-20	9319	240	182	166/162 1.02 (0.82, 1.27)	yes	2	yes
Serious adverse events											
Davidson (2007) ¹⁸⁰ COMBOS trial North America Pharm. Fund Multicenter	Participants with persisting hypertriglyceridemia despite receiving simvastatin	Simvastatin 40	122	Simvastatin 40	132	8	91	4/1 4.44 (0.49, 40.29)	yes	4	no
Cancer											
Yokoyama (2007) ¹⁴¹ JELIS Asia Pharm. Fund Multicenter	Participants with hypercholesterolemia in Japan	Mixed 5-20	9326	Mixed 5-20	9319	240	182	242/218 1.11 (0.92, 1.34)	yes	2	yes

Table F-30. Surrogate outcome, LDL-c using omega-3 fatty acid plus statin therapy compared with statin monotherapy

Trial	Population	Combination Statin Dose (mg/day)	Combo N	Monotherapy Statin Dose (mg/day)	Mono N	Follow-up (wk)	Trial Baseline LDL-c (mg/dL)	Combo/mono: number of participants with events Odds ratio (95% CI)	AAC	Jadad Score	ITTA
Difference in mean percentage change from baseline											
Davidson (2007) ¹⁸⁰ COMBOS trial North America Pharm. Fund Multicenter	Participants with persisting hypertriglyceridemia despite receiving simvastatin	Simvastatin 40	122	Simvastatin 40	132	8	91	5.30 (1.45, 9.15)	yes	4	No
Chan (2002) ¹⁰⁷ Australia Pharm. Fund Single centre	Participants were non-diabetic, dyslipidemic men with visceral obesity (BMI >29)	Atorvastatin 40	11	Atorvastatin 40	13	6	152	5.1 (-3.04, 13.24)	unclear	4	No

Table F-31. Surrogate outcome – HDL-c using omega-3 fatty acid plus statin therapy compared with statin monotherapy

Trial	Population	Combination Statin Dose (mg/day)	Combo N	Monotherapy Statin Dose (mg/day)	Mono N	Follow-up (wk)	Trial Baseline LDL-c (mg/dL)	Difference (95% CI) [combo-mono]	AAC	Jadad Score	ITTA
Difference in percentage change from baseline HDL-c											
Davidson (2007) ¹⁸⁰ COMBOS trial North America Pharm. Fund Multicenter	Participants with persisting hypertriglyceridemia despite receiving simvastatin	Simvastatin 40	122	Simvastatin 40	132	8	91	5.20 (2.95, 7.45)	yes	4	No
Chan (2002) ¹⁰⁷ Australia Pharm. Fund Single centre	Participants were non-diabetic, dyslipidemic men with visceral obesity (BMI >29)	Atorvastatin 40	11	Atorvastatin 40	13	6	152	9.50 (-0.42, 19.42)	unclear	4	No
Davidson (1997) ¹⁷⁸ North America Single centre	Participants with combined hyperlipidemia	Simvastatin 10	9	Simvastatin 10	10	6-12		3.20 (-6.76, 13.16)	unclear	2	No

Table F-32. Surrogate outcome – TC:HDL-c ratio using omega-3 fatty acid plus statin therapy compared with statin monotherapy

Trial	Population	Combination Statin Dose (mg/day)	Combo N	Monotherapy Statin Dose (mg/day)	Mono N	Follow-up (wk)	Trial Baseline LDL-c (mg/dL)	Combo/mono: number of participants with events Odds ratio (95% CI)	AAC	Jadad Score	ITTA
Difference in mean percentage change in TC:HDL-c ratio											
Davidson (2007) ¹⁸⁰ COMBOS trial North America Pharm. Fund Multicenter	Participants with persisting hypertriglyceridemia despite receiving simvastatin	Simvastatin 40	122	Simvastatin 40	132	8	91	-8.10 (-10.69, -5.51)	yes	4	No
Davidson (1997) ¹⁷⁸ North America Single centre	Participants with combined hyperlipidemia	Simvastatin 10	9	Simvastatin 10	10	6-12		-3.10 (-12.84, 6.64)	unclear	2	No

Table F-33. Adverse events and adherence to treatment using omega-3 fatty acid plus statin compared with statin monotherapy

Trial	Population	Combination Statin Dose (mg/day)	Omega-3 FA Max Dose (mg/day)	Combo N	Monotherapy Statin Dose (mg/day)	Mono N	Follow up (wk)	Trial Baseline LDL-c (mg/dL)	Number of Events Odds Ratio (95% CI) [combo/mono]	AAC	Jadad Score	ITTA
Relative probability of participants experiencing an adverse event												
Yokoyama (2007) ¹⁴¹ JELIS Asia Pharm. Fund Multicenter	Participants with hypercholesterolemia in Japan	Mixed 5-20	1800	9326	Mixed 5-20	9319	240	182	2334/2004 1.22 (1.14, 1.30)	yes	2	yes
Durrington (2001) ¹⁷⁶ Europe Pharm. Fund Single centre	Participants with CHD and persisting hypertriglyceridemia, despite receiving simvastatin.	Simvastatin 20-40	4000	29	Simvastatin 10-40	26	24	149	22/17 1.66 (0.51, 5.38)	unclear	3	no
Liu (2003) ¹⁷⁹ Europe Single centre	Participants with hyperlipidemia and statin naïve	Simvastatin 10	9200	19	Simvastatin 10	18	12	173	0/0	unclear	1	no
Davidson (2007) ¹⁸⁰ COMBOS trial North America Pharm. Fund Multicenter	Participants with persisting hypertriglyceridemia despite receiving simvastatin	Simvastatin 40	4000	122	Simvastatin 40	132	8	91	51/63 0.79 (0.48, 1.29)	yes	4	no
Nordoy (2001) ¹⁶⁵ Europe Single centre	Participants with combined hyperlipidemia and total cholesterol >200 mg/dL.	Atorvastatin 10	2000	22	Atorvastatin 10	20	5	197	0/0	unclear	4	yes
Nordoy (1998) ¹⁷⁷ Europe Pharm. Fund Single centre	Participants with combined hyperlipidemia and statin naïve	Simvastatin 20	4000	21	Simvastatin 20	20	5	161	0/0	unclear	4	no

Trial	Population	Combination Statin Dose (mg/day)	Omega-3 FA Max Dose (mg/day)	Combo N	Monotherapy Statin Dose (mg/day)	Mono N	Follow up (wk)	Trial Baseline LDL-c (mg/dL)	Number of Events Odds Ratio (95% CI) [combo/mono]	AAC	Jadad Score	ITTA
Relative probability of participants experiencing an adverse event - Trials 24 weeks or longer												
Yokoyama (2007) ¹⁴¹ JELIS Asia Pharm. Fund Multicenter	Participants with hypercholesterolemia in Japan	Mixed 5-20	1800	9326	Mixed 5-20	9319	240	182	2334/2004 1.22 (1.14, 1.30)	yes	2	yes
Durrington (2001) ¹⁷⁶ Europe Pharm. Fund Single centre	Participants with CHD and persisting hypertriglyceridemia, despite receiving simvastatin.	Simvastatin 20-40	4000	29	Simvastatin 10-40	26	24	149	22/17 1.66 (0.51, 5.38)	unclear	3	no
Relative probability of participants withdrawing from treatment due to an adverse event												
Davidson (2007) ¹⁸⁰ COMBOS trial North America Pharm. Fund Multicenter	Participants with persisting hypertriglyceridemia despite receiving simvastatin	Simvastatin 40	4000	122	Simvastatin 40	133	8	91	3/3 1.09 (0.22, 5.52)	yes	4	no
Relative probability of participants experiencing elevated serum AST and/or ALT > 3 times ULN and/or hepatitis												
Davidson (2007) ¹⁸⁰ COMBOS trial North America Pharm. Fund Multicenter	Participants with persisting hypertriglyceridemia despite receiving simvastatin	Simvastatin 40	4000	122	Simvastatin 40	132	8	91	0/0	yes	4	no
Nordoy (2001) ¹⁶⁵ Europe Single centre	Participants with combined hyperlipidemia and total cholesterol >200 mg/dL.	Atorvastatin 10	2000	22	Atorvastatin 10	20	5	197	0/0	unclear	4	yes

Trial	Population	Combination Statin Dose (mg/day)	Omega-3 FA Max Dose (mg/day)	Combo N	Mono Statin Dose (mg/day)	Mono N	Follow up (wk)	Trial Baseline LDL-c (mg/dL)	Number of Events Odds Ratio (95% CI) [combo/mono]	AAC	Jadad Score	ITTA
Nordoy (1998) ¹⁷⁷ Europe Pharm. Fund Single centre	Participants with combined hyperlipidemia and statin naïve	Simvastatin 20	4000	21	Simvastatin 20	20	5	161	0/0	unclear	4	no
Relative probability of participants experiencing CPK greater than 10 times the upper limit of normal												
Davidson (2007) ¹⁸⁰ COMBOS trial North America Pharm. Fund Multicenter	Participants with persisting hypertriglyceridemia despite receiving simvastatin	Simvastatin 40	4000	122	Simvastatin 40	132	8	91	0/0	yes	4	no
Nordoy (2001) ¹⁶⁵ Europe Single centre	Participants with combined hyperlipidemia and total cholesterol >200 mg/dL.	Atorvastatin 10	2000	22	Atorvastatin 10	20	5	197	0/0	unclear	4	yes
Nordoy (1998) ¹⁷⁷ Europe Pharm. Fund Single centre	Participants with combined hyperlipidemia and statin naïve	Simvastatin 20	4000	21	Simvastatin 20	20	5	161	0/0	unclear	4	no
Relative probability of participants experiencing rhabdomyolysis (investigator defined)												
Davidson (2007) ¹⁸⁰ COMBOS trial North America Pharm. Fund Multicenter	Participants with persisting hypertriglyceridemia despite receiving simvastatin	Simvastatin 40	4000	122	Simvastatin 40	132	8	91	0/0	yes	4	no

Appendix G: Forest and Funnel Plots

List of Figures

Figure G-1. Forest and funnel plots of all-cause mortality for ezetimibe plus statin therapy compared with statin monotherapy in all participants	G-5
Figure G-2. Forest and funnel plots of all-cause mortality for ezetimibe plus statin therapy compared with statin monotherapy in all participants in trials with adequate allocation concealment	G-6
Figure G-3. Forest and funnel plots of all-cause mortality for ezetimibe plus statin therapy compared with statin monotherapy in participants requiring intensive lipid lowering therapy	G-7
Figure 4. Forest plot of all-cause mortality for ezetimibe plus statin therapy compared with statin monotherapy in participants requiring intensive lipid lowering, trials with adequate allocation concealment	G-8
Figure G-5. Forest plot of vascular death for ezetimibe plus statin therapy compared with statin monotherapy in all participants.....	G-8
Figure G-6. Forest and funnel plots of serious adverse events for ezetimibe plus statin therapy compared with statin monotherapy in trials 24 weeks or more duration	G-9
Figure G-7. Forest and funnel plots of serious adverse events for ezetimibe plus statin therapy compared with statin monotherapy in all participants	G-10
Figure G-8. Forest and funnel plots of participants attaining ATP III LDL-c targets for ezetimibe plus statin therapy compared with statin monotherapy in all participants.....	G-12
Figure G-9. Forest and funnel plots of participants attaining ATP III LDL-c targets for ezetimibe plus statin therapy compared with statin monotherapy, in participants requiring intensive lipid lowering therapy	G-13
Figure G-10. Forest plot of achievement of ATP III LDL-c targets for lower dose ezetimibe plus simvastatin therapy compared with higher dose simvastatin monotherapy, in participants requiring intensive lipid lowering therapy	G-14
Figure G-11. Forest plot of achievement of ATP III LDL-c targets for lower dose ezetimibe plus simvastatin therapy compared with higher dose simvastatin monotherapy in participants requiring intensive lipid lowering therapy, in studies with fixed doses or fixed titration of doses ...	G-14
Figure G-12. Forest and funnel plots of LDL-c difference in mean percentage change from baseline for ezetimibe plus statin therapy compared with statin monotherapy in all participants	G-15
Figure G-13. Forest and funnel plots of LDL-c difference in mean percentage change from baseline for ezetimibe plus lower dose simvastatin therapy compared with higher dose simvastatin monotherapy in all participants	G-17
Figure G-14. Forest and funnel plots of LDL-c difference in mean percentage change from baseline for ezetimibe plus statin therapy compared with statin monotherapy in participants requiring intensive lipid lowering therapy	G-18
Figure G-15. Forest and funnel plots of LDL-c difference in mean percentage change from baseline for ezetimibe plus lower dose simvastatin therapy compared with higher dose simvastatin monotherapy in participants requiring intensive lipid lowering therapy	G-19
Figure G-16. Funnel plot of HDL-c difference in mean percentage change from baseline for ezetimibe plus statin therapy compared with statin monotherapy in all participants	G-20

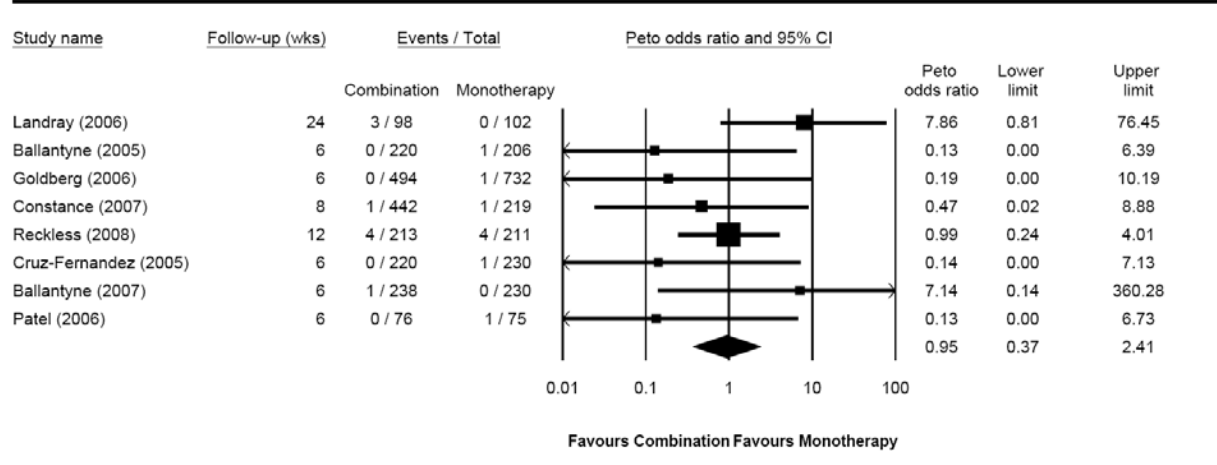
Figure G-17. Funnel plot of HDL-c difference in mean percentage change from baseline for ezetimibe plus lower dose simvastatin therapy compared with higher simvastatin monotherapy in all participants, in trials with fixed doses or fixed titration of doses	G-21
Figure G-18. Funnel plot of HDL-c difference in mean percentage change from baseline for ezetimibe plus statin therapy compared with statin monotherapy in participants requiring intensive lipid lowering.....	G-21
Figure G-19. Funnel plot of difference in total cholesterol:HDL-c ratio percentage change from baseline for ezetimibe plus statin therapy compared with statin monotherapy in all participants	G-22
Figure G-20. Funnel plot of total cholesterol:HDL-c ratio difference in mean percentage change from baseline for ezetimibe plus lower dose simvastatin therapy compared with higher simvastatin monotherapy in all participants, in studies with fixed doses or fixed titration of doses.	G-22
Figure G-21. Funnel plots of total cholesterol:HDL-c (ratio) difference in mean percentage change from baseline for ezetimibe plus statin compared with statin monotherapy in participants requiring intensive lipid lowering therapy	G-23
Figure G-22. Funnel plot of treatment adherence, for ezetimibe plus statin therapy compared with statin monotherapy in all participants	G-23
Figure G-23. Funnel plot of proportion of participants with at least one adverse event, for ezetimibe plus statin therapy compared with statin monotherapy in all participants	G-24
Figure G-24. Funnel plot of proportion of participants withdrawing from treatment due to an adverse event, for ezetimibe plus statin therapy compared with statin monotherapy in all participants.....	G-24
Figure G-25. Funnel plot of proportion of participants with AST and/or ALT above 3 times the upper limit of normal, and/or hepatitis, for ezetimibe plus statin therapy compared with statin monotherapy in all participants.....	G-25
Figure G-26. Funnel plot of proportion of participants with AST and/or ALT above 3 times the upper limit of normal, and/or hepatitis, for ezetimibe plus lower dose simvastatin therapy compared with higher dose simvastatin monotherapy in all participants.....	G-25
Figure G-27. Funnel plot of proportion of participants with AST and/or ALT above 3 times the upper limit of normal, and/or hepatitis, for ezetimibe plus lower dose simvastatin therapy compared with higher dose simvastatin monotherapy in all participants, in studies with fixed doses or fixed titration of doses	G-26
Figure G-28. Funnel plot of proportion of participants experiencing myalgia, for ezetimibe plus statin therapy compared with statin monotherapy in all participants	G-26
Figure G-29. Funnel plot of proportion of participants with CPK above 10 times the upper limit of normal, for ezetimibe plus statin therapy compared with statin monotherapy in all participants.	G-27
Figure G-30. Forest plot of all-cause mortality for ezetimibe plus statin therapy compared with statin monotherapy in participants with diabetes mellitus.....	G-28
Figure G-31. Forest plot of all-cause mortality for ezetimibe plus statin therapy compared with statin monotherapy in participants with established vascular disease	G-28
Figure G-32. Forest and funnel plots of achievement of ATP III LDL-c targets for ezetimibe plus statin therapy compared with statin monotherapy in participants with diabetes mellitus	G-29
Figure G-33. Forest and funnel plots of achievement of ATP III LDL-c targets for ezetimibe plus statin therapy compared with statin monotherapy in participants with established vascular disease	G-30
Figure G-34. Forest plots of achievement of ATP III LDL-c targets for ezetimibe plus statin therapy compared with statin monotherapy in female participants	G-31

Figure G-35. Forest plot of LDL-c difference in mean percentage change from baseline, for ezetimibe plus statin therapy compared with statin monotherapy in participants with baseline LDL-c above 190 mg/dL	G-31
Figure G-36. Forest and funnel plots of LDL-c difference in mean percentage change from baseline, for ezetimibe plus statin therapy compared with statin monotherapy in participants with diabetes mellitus.....	G-32
Figure G-37. Forest plot of LDL-c difference in mean percentage change from baseline, for ezetimibe plus statin therapy compared with statin monotherapy in participants with established vascular disease.....	G-33
Figure G-38. Forest plot of LDL-c difference in mean percentage change from baseline, for ezetimibe plus statin therapy compared with statin monotherapy in participants of African descent.....	G-33
Figure G-39. Forest plot of LDL-c difference in mean percentage change from baseline, for ezetimibe plus statin therapy compared with statin monotherapy in female participants	G-34
Figure G-40. Forest plot of LDL-c difference in mean percentage change from baseline, for ezetimibe plus lower dose simvastatin therapy compared with higher dose simvastatin monotherapy in female participants.....	G-34
Figure G-41. Funnel plot of HDL-c difference in mean percentage change from baseline, for ezetimibe plus statin therapy compared with statin monotherapy in participants with diabetes mellitus.....	G-35
Figure G-42. Funnel plot of total cholesterol:HDL-c ratio difference in mean percentage change from baseline, for ezetimibe plus statin therapy compared with statin monotherapy in participants with diabetes mellitus	G-35
Figure G-43. Funnel plot of total non-HDL-c ratio difference in mean percentage change from baseline, for ezetimibe plus statin therapy compared with statin monotherapy in participants with diabetes mellitus.....	G-36
Figure G-44. Forest plot of all-cause mortality for fibrate-statin therapy compared with statin monotherapy, in all participants.....	G-37
Figure G-45. Forest plot of achievement of ATP III LDL-c targets, for fibrate-statin therapy compared with statin monotherapy, in all participants, who required intensive lipid lowering therapy due to diabetes mellitus.....	G-37
Figure G-46. Forest plot of difference in LDL-c mean percentage change from baseline for fibrate-statin therapy compared with statin monotherapy, in all participants.....	G-38
Figure G-47. Forest plot of difference in LDL-c mean percentage change from baseline for fibrate-statin therapy compared with statin monotherapy, in participants requiring intensive lipid lowering therapy	G-38
Figure G-48. Forest plot of difference in LDL-c mean percentage change from baseline for fibrate-statin therapy compared with statin monotherapy, in participants with diabetes mellitus.....	G-39
Figure G-49. Funnel plot of incidence of participants with myalgia, for fibrate-statin therapy compared with statin monotherapy, in all participants	G-39
Figure G-50. Forest plot of all-cause mortality for niacin plus statin therapy compared with statin monotherapy, in all participants, in all trials with followup of 24 weeks or longer, and in all trials with adequate allocation concealment	G-40
Figure G-51. Forest plot of serious adverse events for niacin plus statin therapy compared with statin monotherapy, in all participants	G-40

Figure G-52. Forest plot of serious adverse events for niacin plus statin therapy compared with statin monotherapy, in all participants, and in all trials with a followup of 24 weeks or longer	G-41
Figure G-53. Forest and funnel plots of difference in LDL-c mean percentage change from baseline for niacin plus statin therapy compared with statin monotherapy, in all participants	G-42
Figure G-54. Funnel plots of difference in HDL-c mean percentage change from baseline for niacin plus statin therapy compared with statin monotherapy, in all participants	G-43
Figure G-55. Funnel plot of incidence of participants experiencing an adverse event, for niacin plus statin therapy compared with statin monotherapy, in all participants	G-43
Figure G-56. Funnel plot of incidence of withdrawal from treatment due to an adverse event, for niacin plus statin therapy compared with statin monotherapy, in all participants	G-44
Figure G-57. Forest plot of all-cause mortality for BAS plus statin therapy compared with statin monotherapy, in all participants	G-45
Figure G-58. Forest plot of serious adverse events for BAS plus statin therapy compared with statin monotherapy, in all participants	G-45
Figure G-59. Forest and funnel plots with Egger’s regression test, of difference in LDL-c mean percentage change from baseline, for BAS plus statin therapy compared with statin monotherapy in all participants	G-46
Figure G-60. Forest plot of difference in LDL-c mean percentage change from baseline for BAS plus statin therapy compared with statin monotherapy, in participants requiring intensive lipid lowering therapy	G-47
Figure G-61. Forest plot of difference in LDL-c mean percentage change from baseline, for BAS plus statin therapy compared with statin monotherapy, in participants with LDL-c above 190 mg/dL	G-47
Figure G-62. Funnel plot of treatment adherence on participants BAS plus statin therapy compared with statin monotherapy, in all participants	G-48
Figure G-63. Funnel plot of participants with adverse events for BAS plus statin therapy compared with statin monotherapy, in all participants	G-48
Figure G-64. Funnel plot of participants withdrawing from treatment due to adverse events for BAS plus statin therapy compared with statin monotherapy, in all participants	G-49
Figure G-65. Forest plot of difference in LDL-c mean percentage change from baseline for omega-3 fatty acid plus statin therapy compared with statin monotherapy, in all participants	G-50

Forest and Funnel Plots: Ezetimibe - Statin Combination Therapy Versus Statin Monotherapy

Figure G-1. Forest and funnel plots of all-cause mortality for ezetimibe plus statin therapy compared with statin monotherapy in all participants



$I^2 = 13.33$

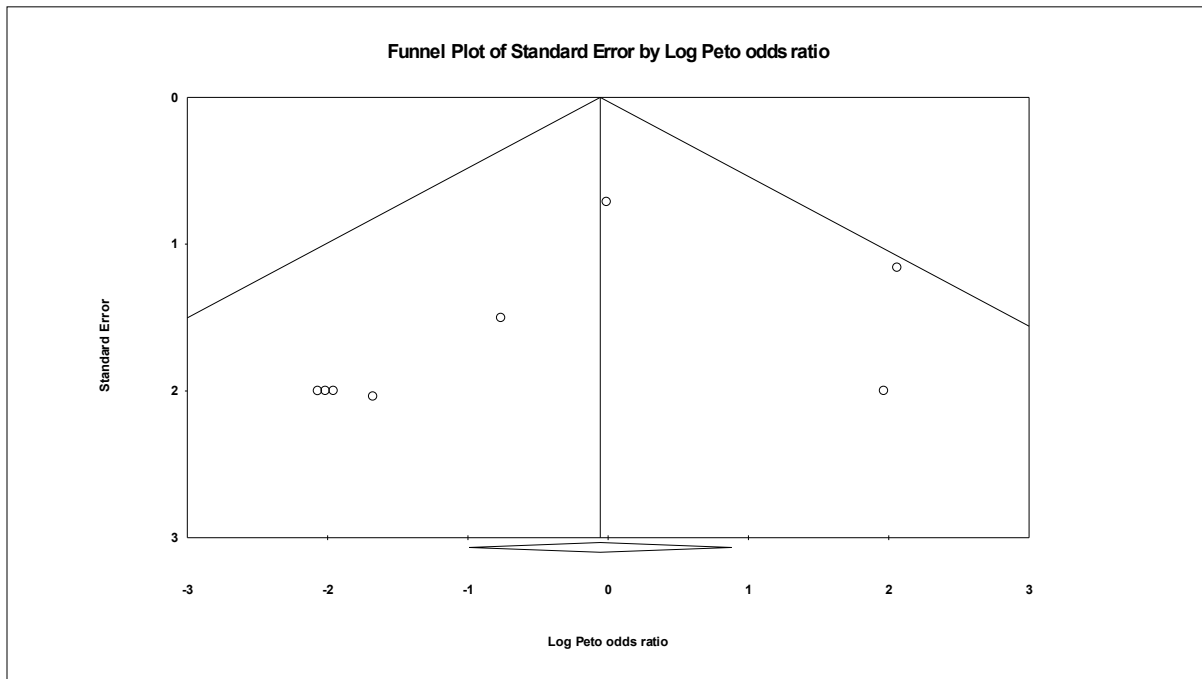
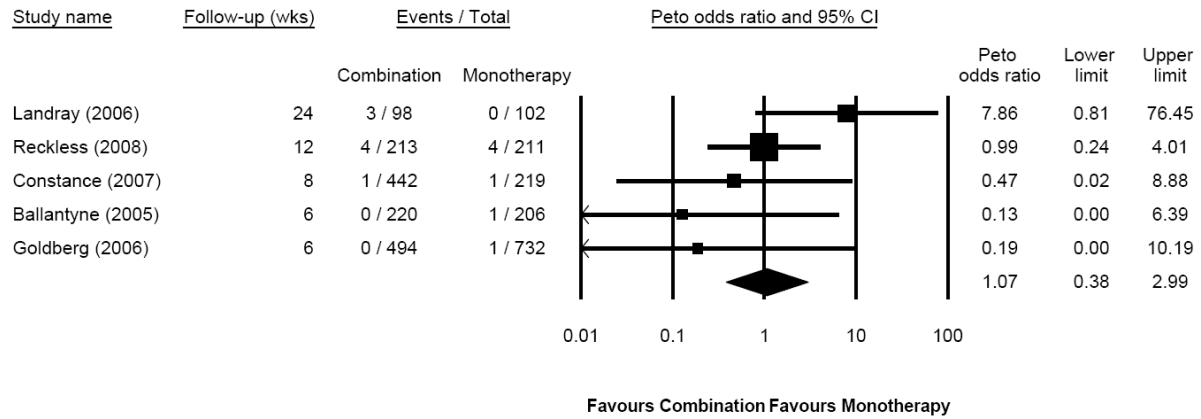


Figure G-2. Forest and funnel plots of all-cause mortality for ezetimibe plus statin therapy compared with statin monotherapy in all participants in trials with adequate allocation concealment



$I^2 = 22.13$

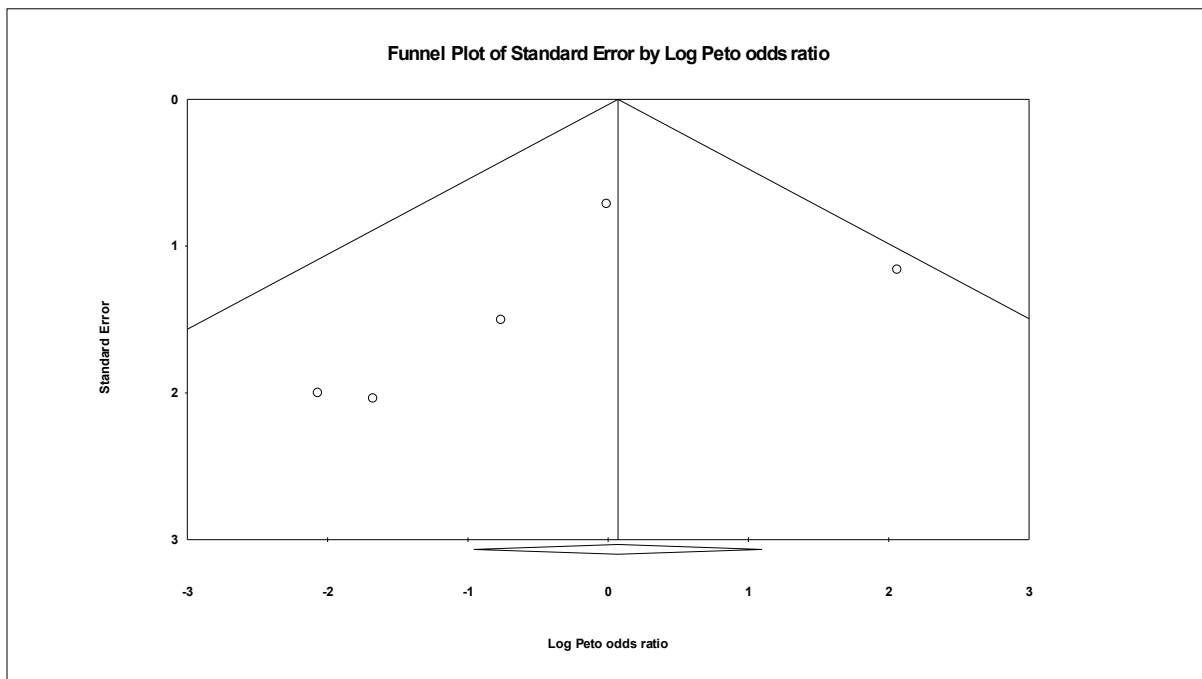
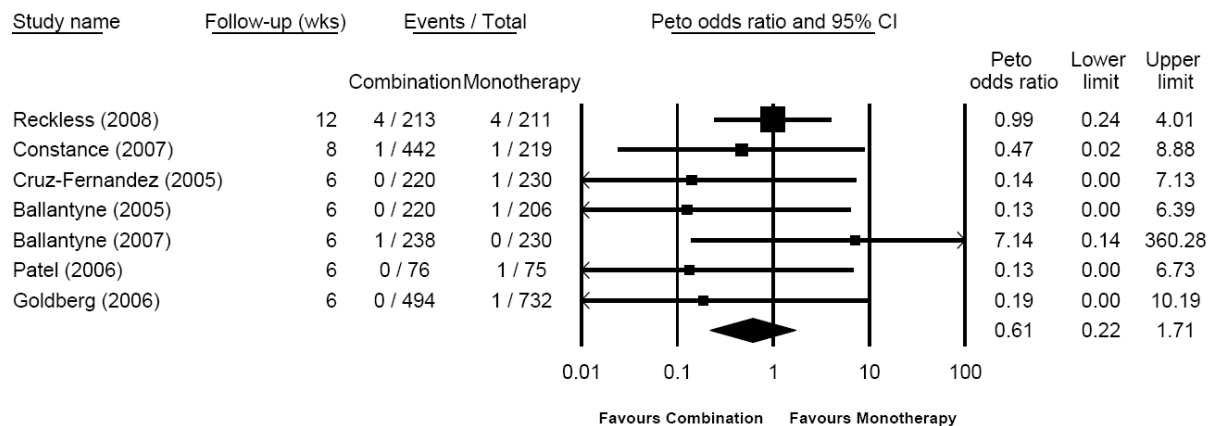


Figure G-3. Forest and funnel plots of all-cause mortality for ezetimibe plus statin therapy compared with statin monotherapy in participants requiring intensive lipid lowering therapy



$I^2 = 0$

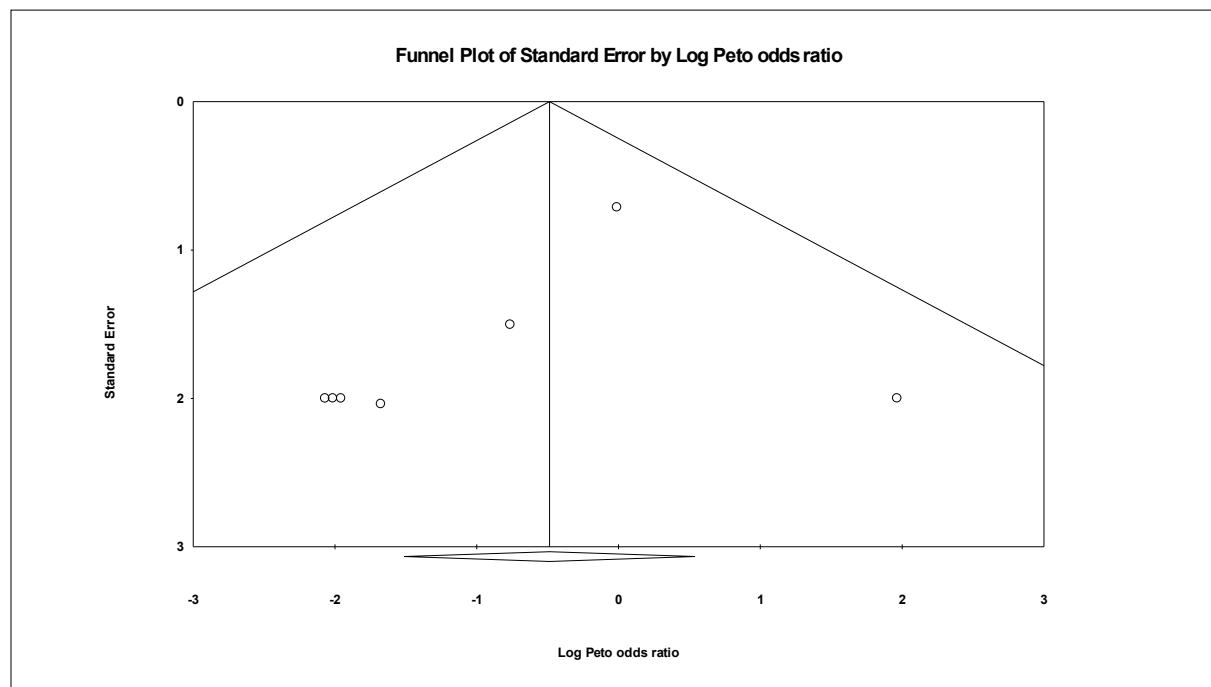
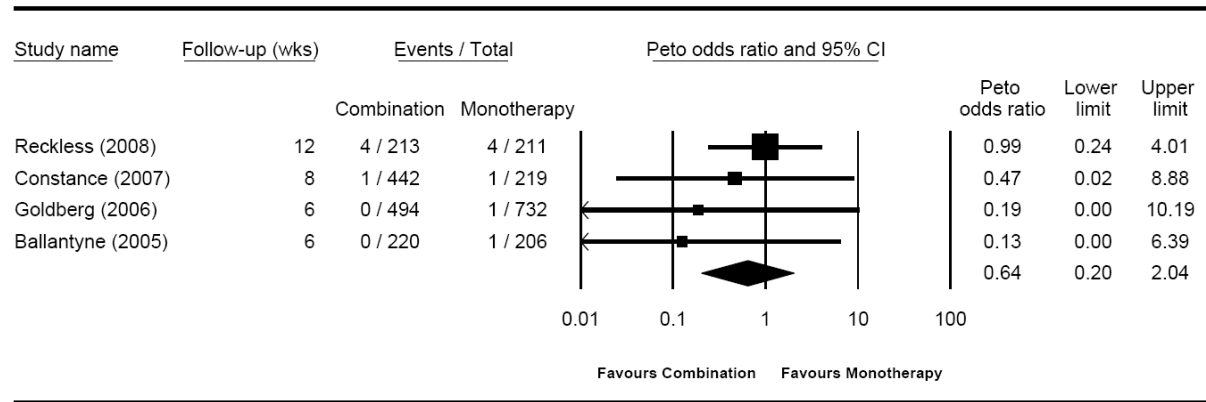
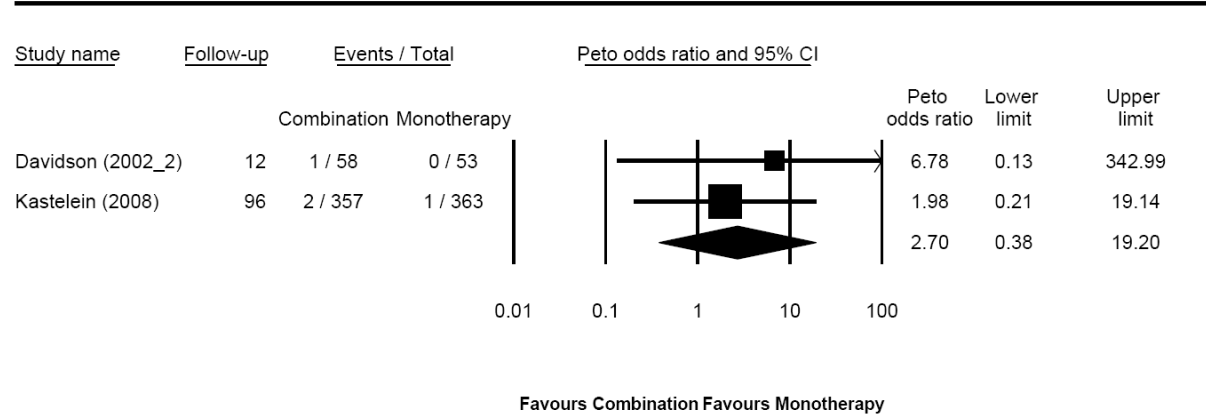


Figure 4. Forest plot of all-cause mortality for ezetimibe plus statin therapy compared with statin monotherapy in participants requiring intensive lipid lowering, trials with adequate allocation concealment



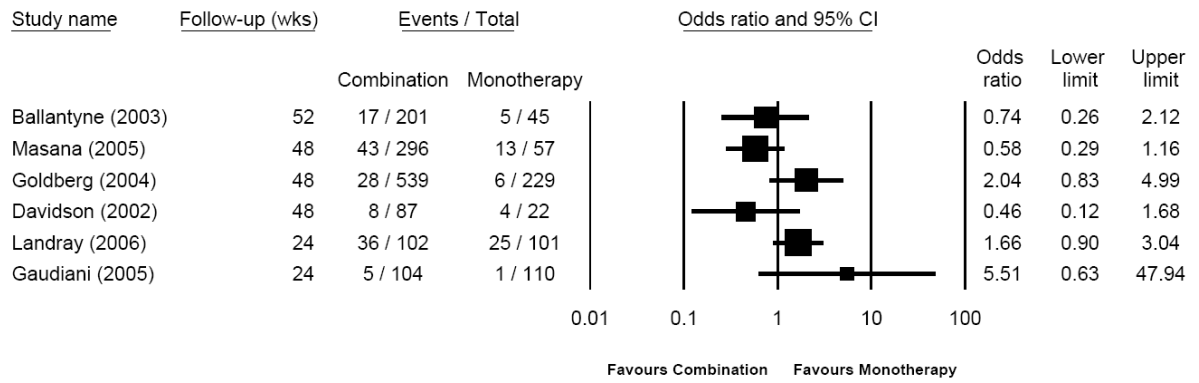
$I^2 = 0$

Figure G-5. Forest plot of vascular death for ezetimibe plus statin therapy compared with statin monotherapy in all participants



$I^2 = 0$

Figure G-6. Forest and funnel plots of serious adverse events for ezetimibe plus statin therapy compared with statin monotherapy in trials 24 weeks or more duration



$I^2 = 55.78$

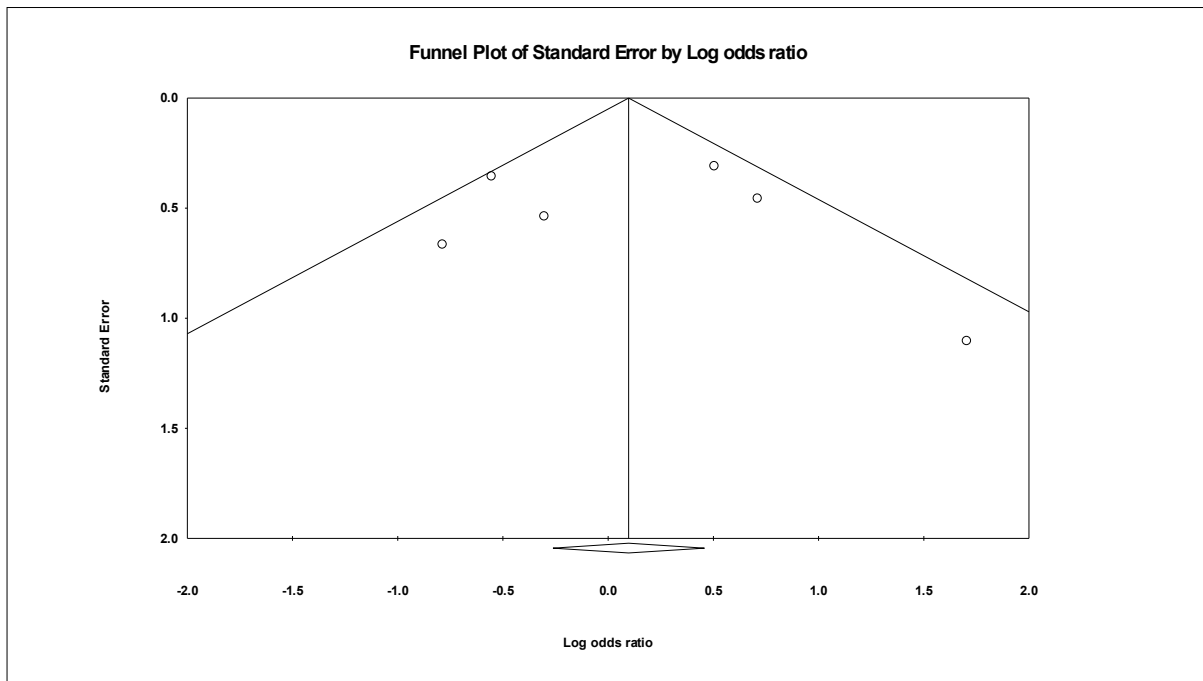
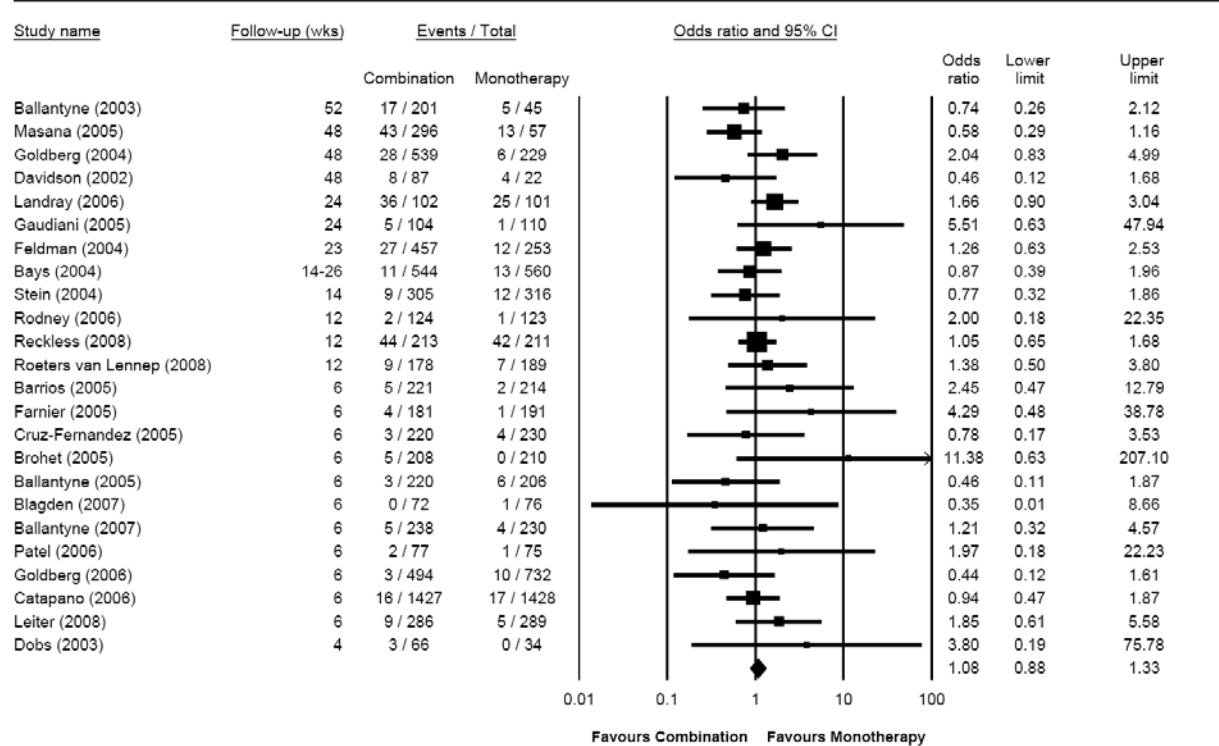


Figure G-7. Forest and funnel plots of serious adverse events for ezetimibe plus statin therapy compared with statin monotherapy in all participants



$I^2 = 3.21$

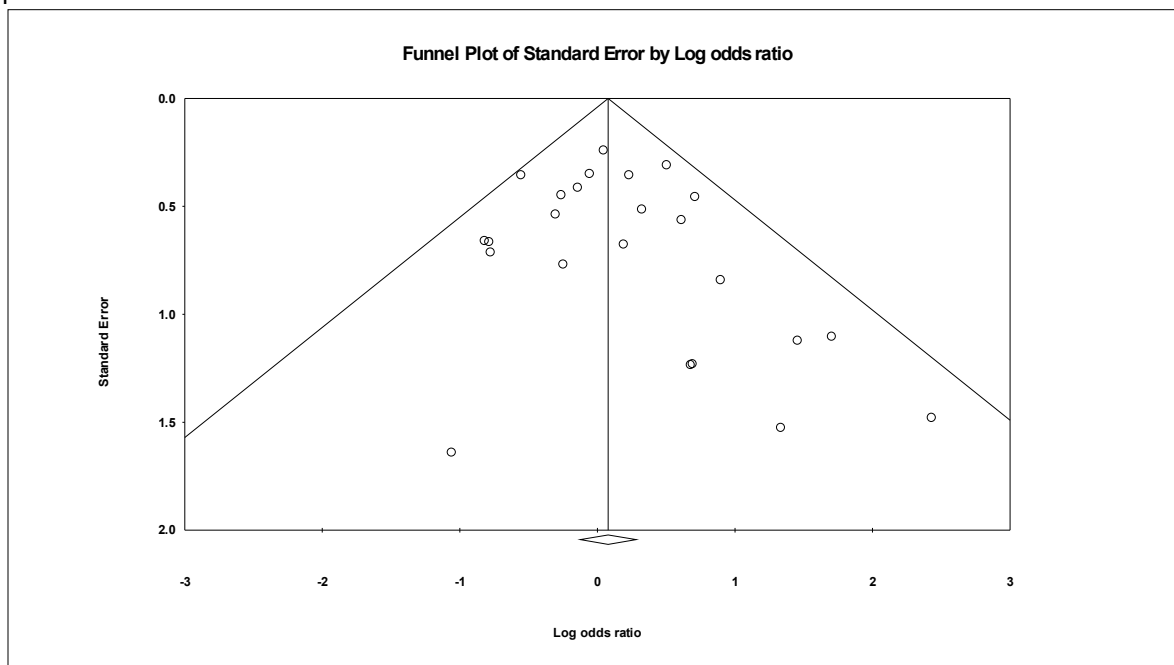


Figure G-7 continued: Funnel plot of trials with followup longer than 6 months

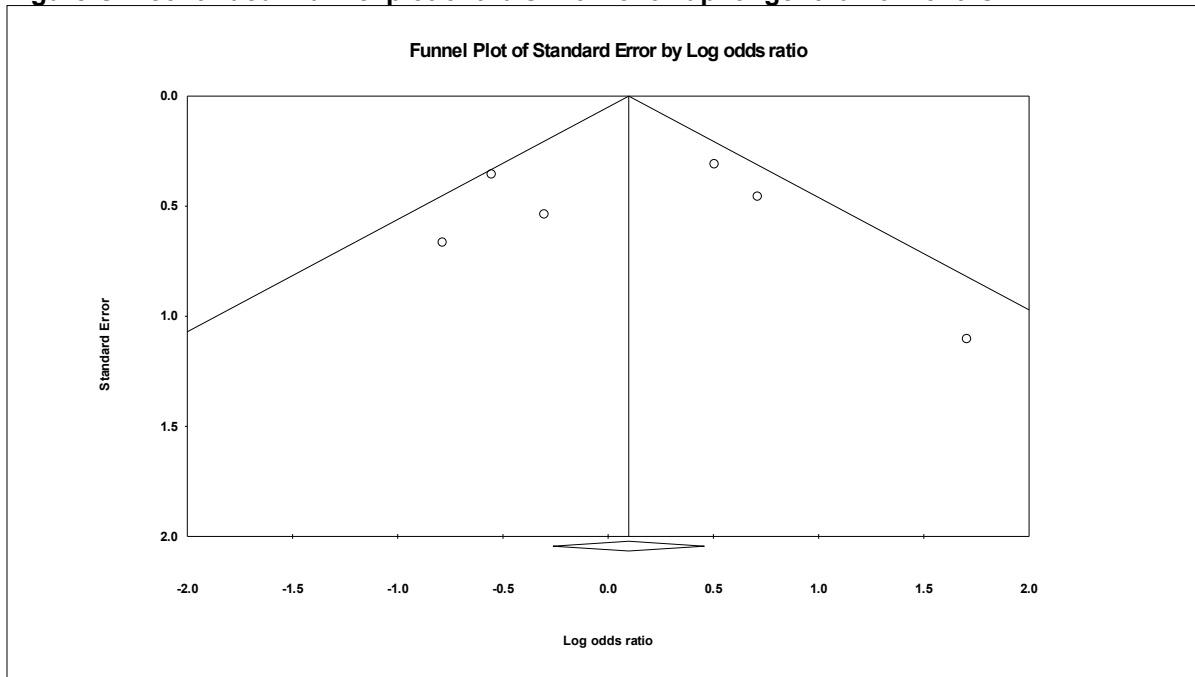
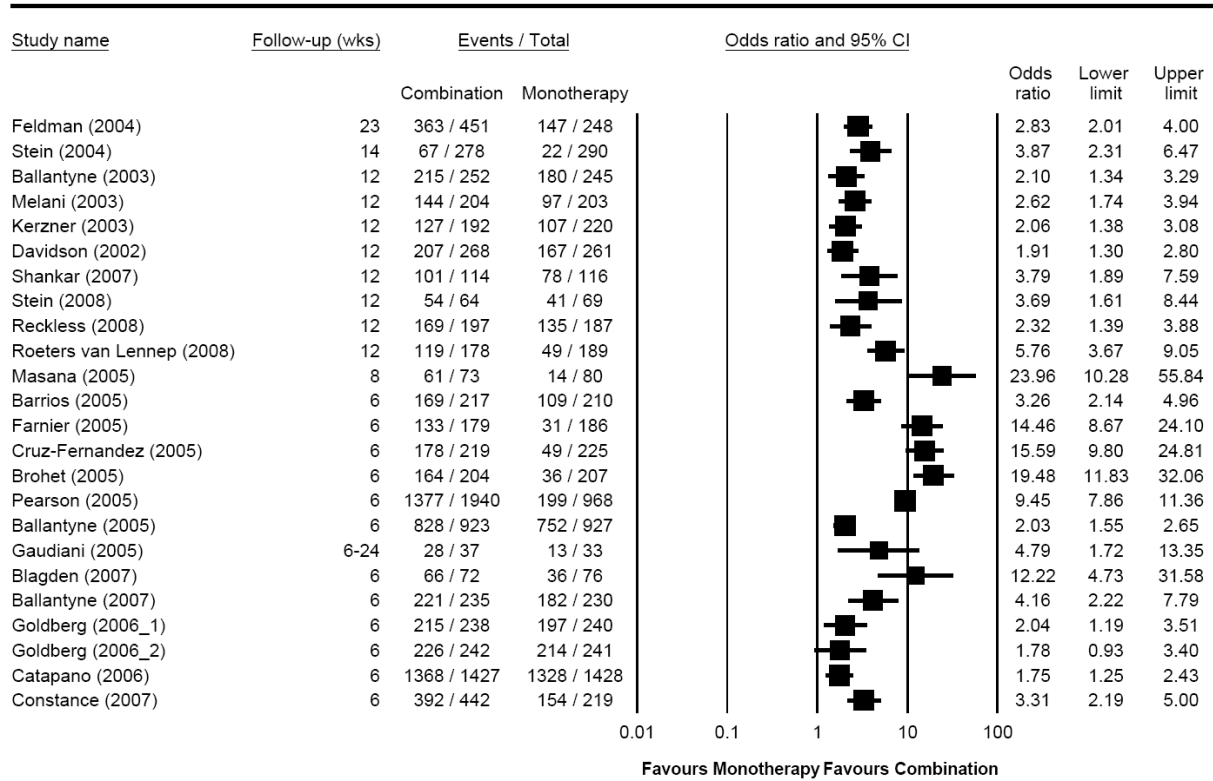


Figure G-8. Forest and funnel plots of participants attaining ATP III LDL-c targets for ezetimibe plus statin therapy compared with statin monotherapy in all participants



$I^2 = 92.63$

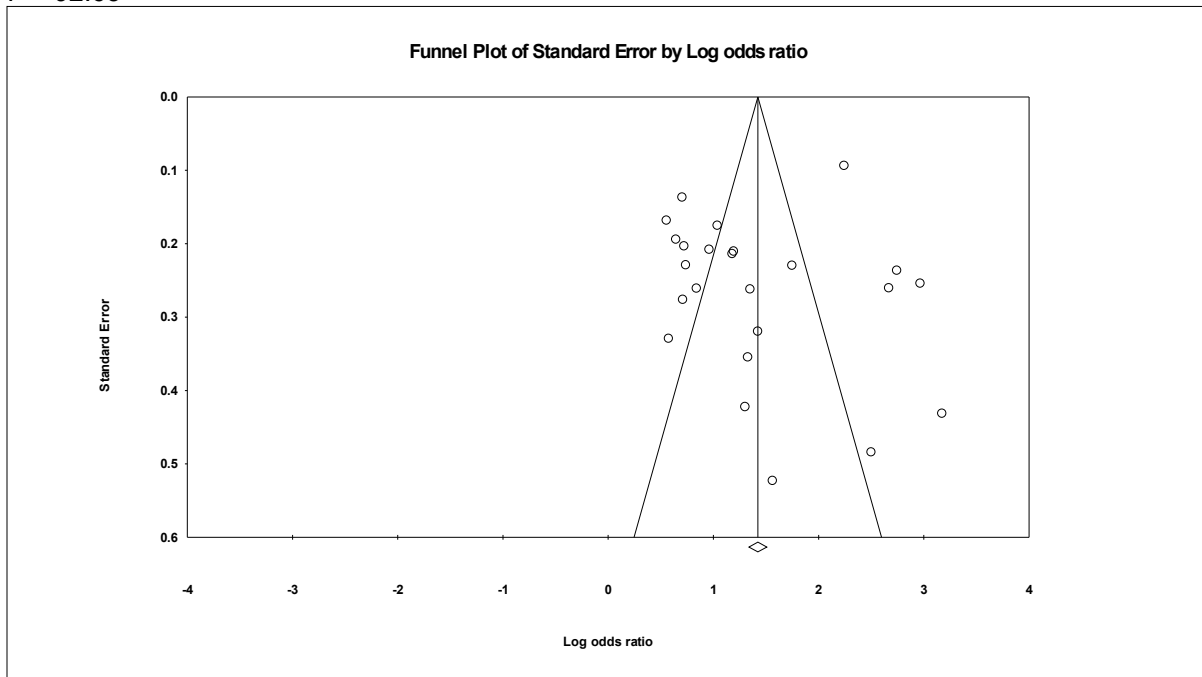
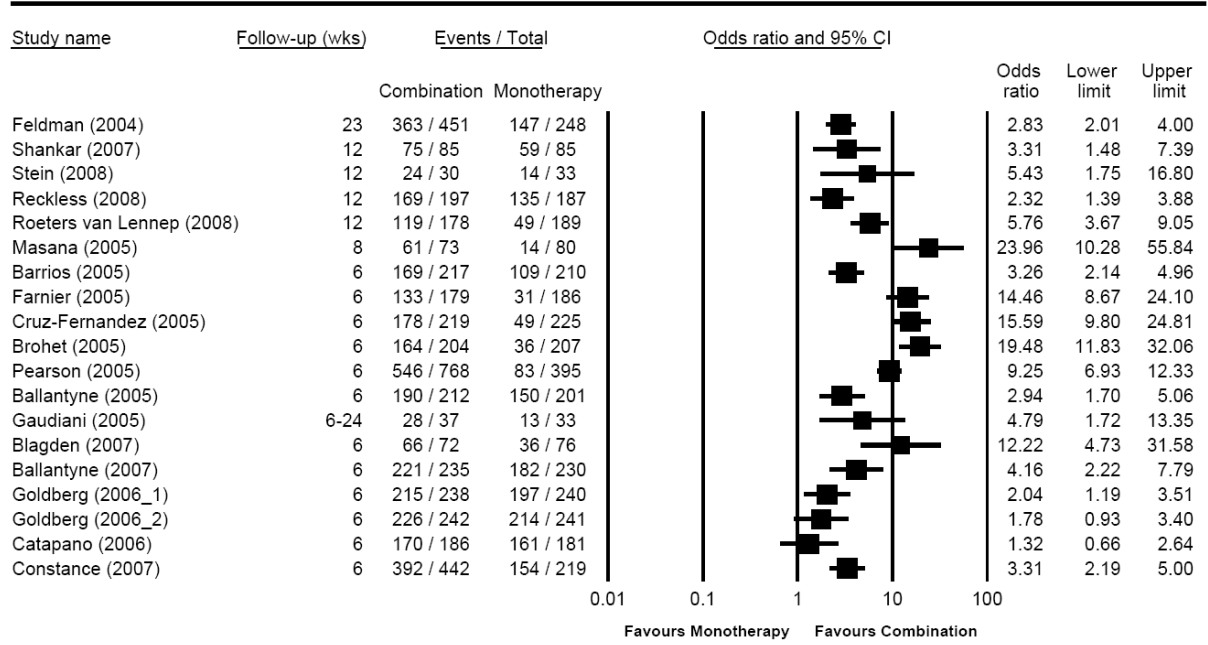


Figure G-9. Forest and funnel plots of participants attaining ATP III LDL-c targets for ezetimibe plus statin therapy compared with statin monotherapy, in participants requiring intensive lipid lowering therapy



$I^2 = 89$

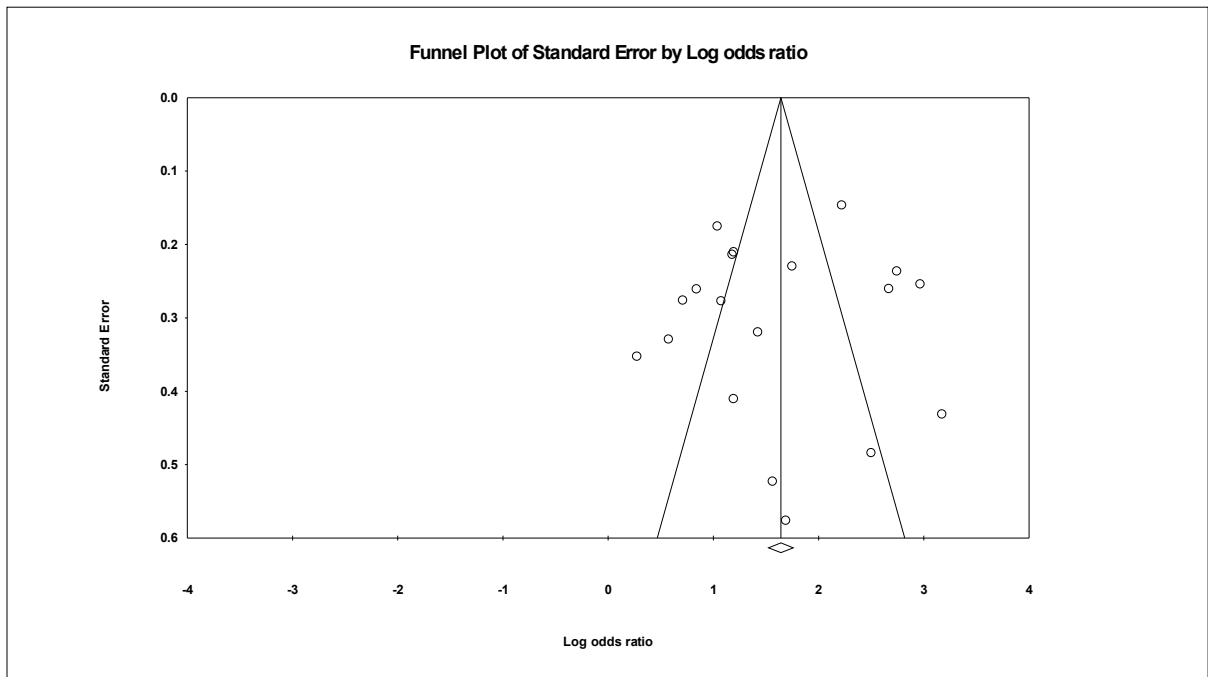
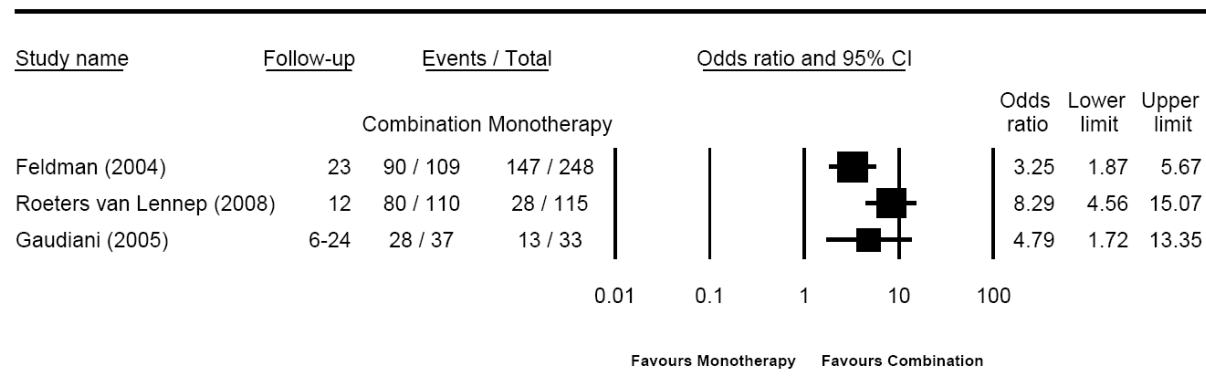
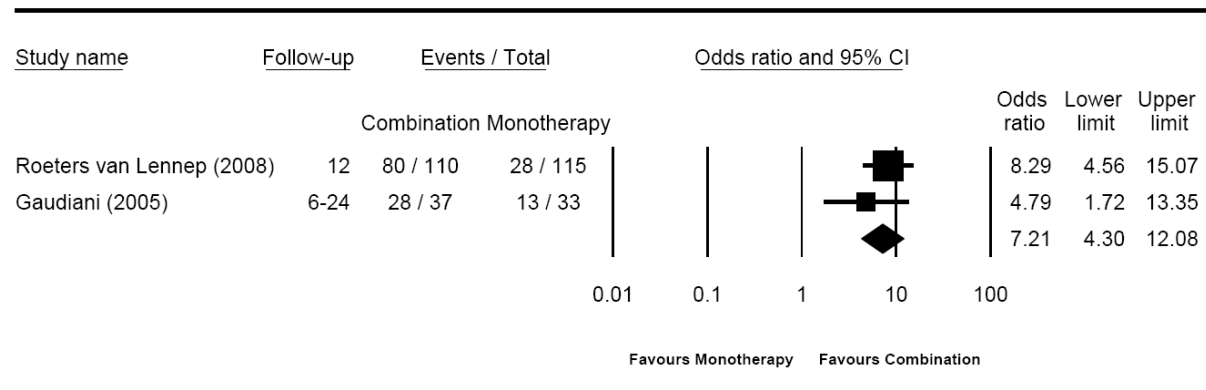


Figure G-10. Forest plot of achievement of ATP III LDL-c targets for lower dose ezetimibe plus simvastatin therapy compared with higher dose simvastatin monotherapy, in participants requiring intensive lipid lowering therapy



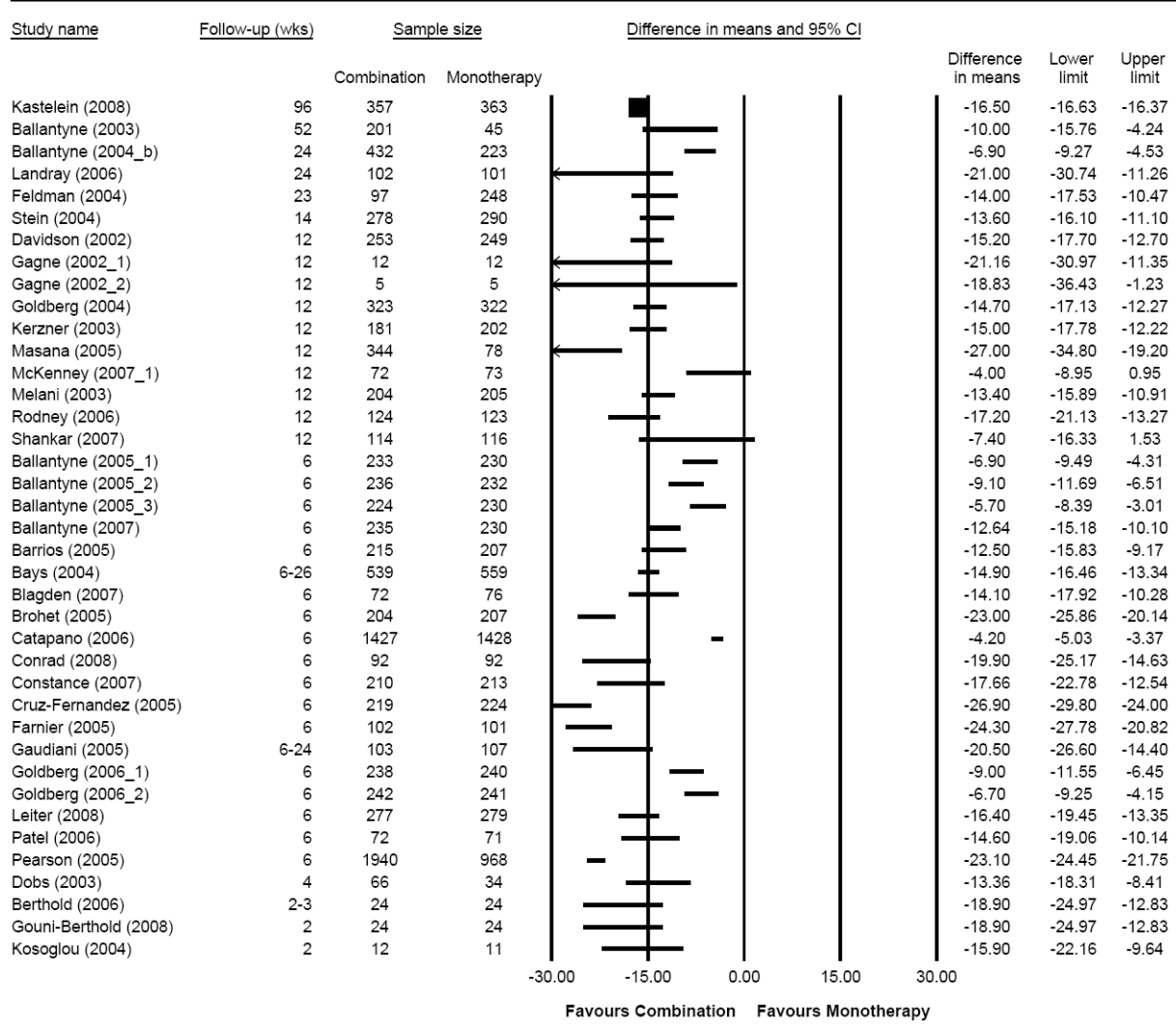
$I^2 = 60.32$

Figure G-11. Forest plot of achievement of ATP III LDL-c targets for lower dose ezetimibe plus simvastatin therapy compared with higher dose simvastatin monotherapy in participants requiring intensive lipid lowering therapy, in studies with fixed doses or fixed titration of doses



$I^2 = 0$

Figure G-12. Forest and funnel plots of LDL-c difference in mean percentage change from baseline for ezetimibe plus statin therapy compared with statin monotherapy in all participants



$I^2 = 97.23$

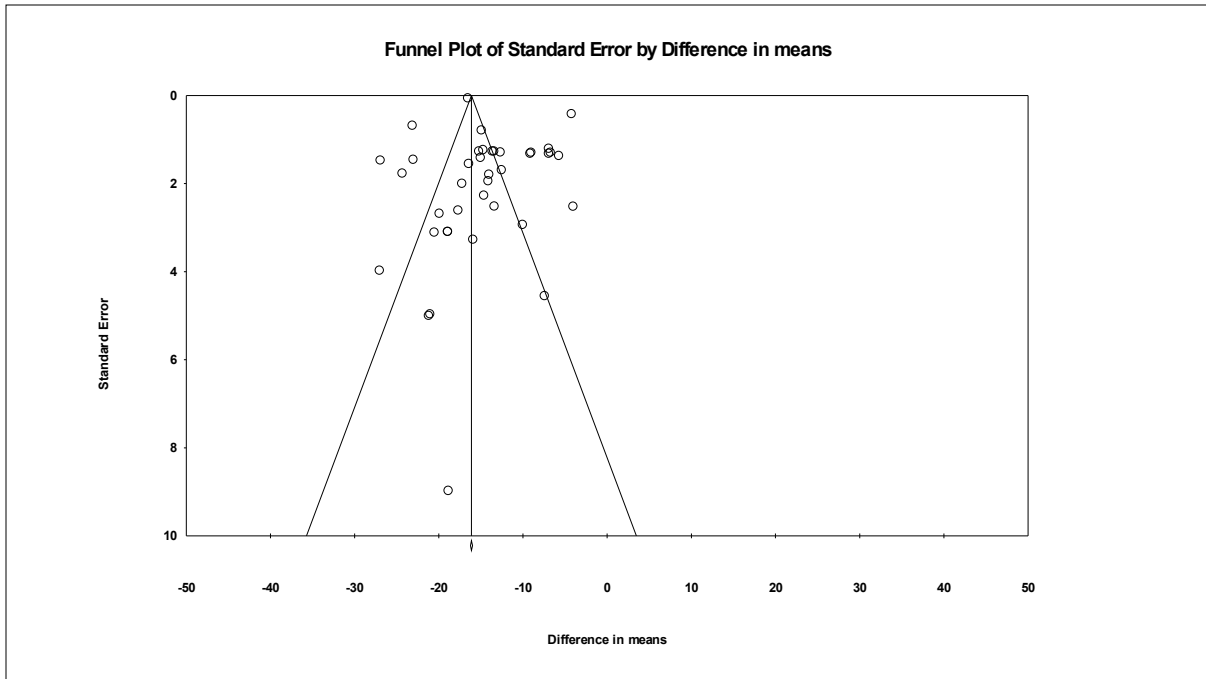


Figure G-13. Forest and funnel plots of LDL-c difference in mean percentage change from baseline for ezetimibe plus lower dose simvastatin therapy compared with higher dose simvastatin monotherapy in all participants

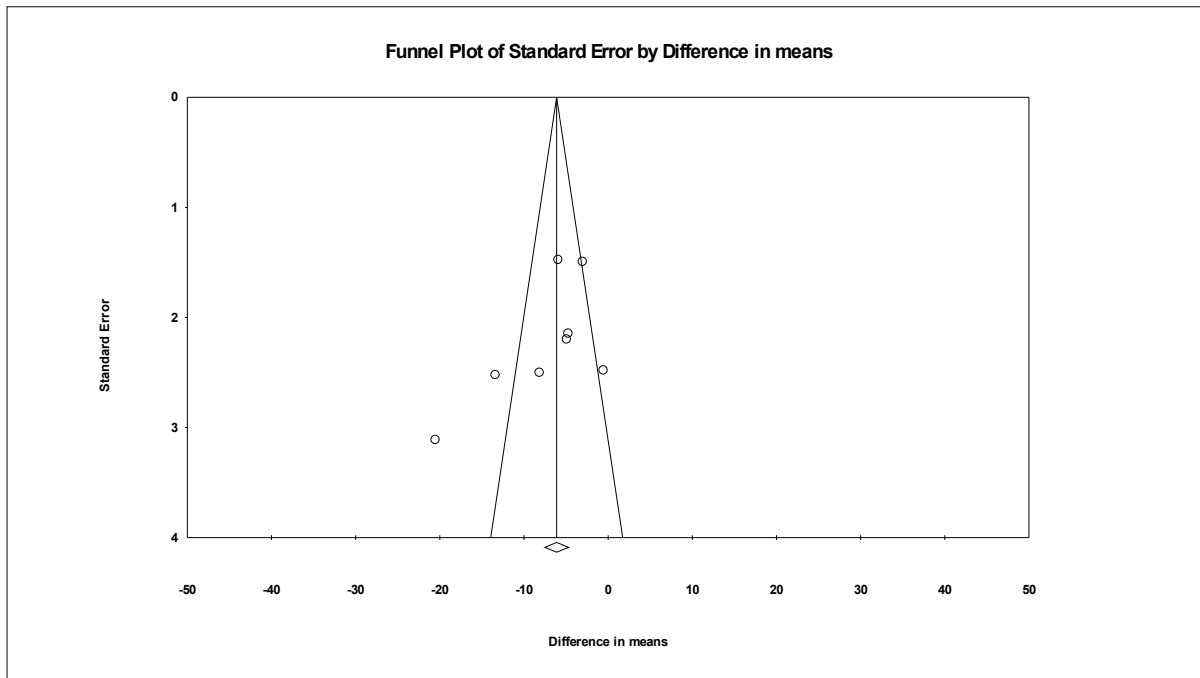
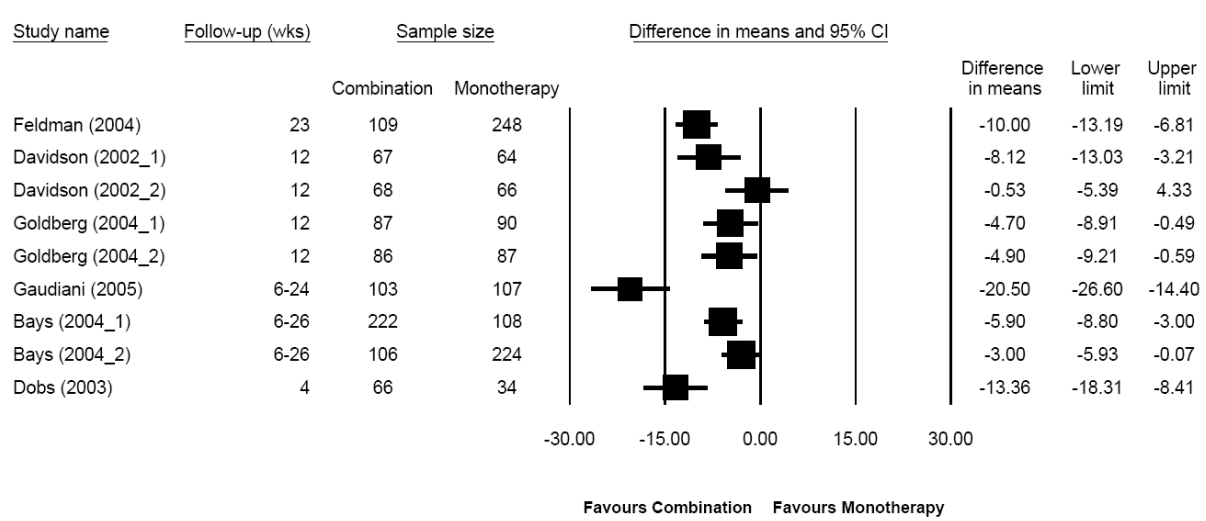
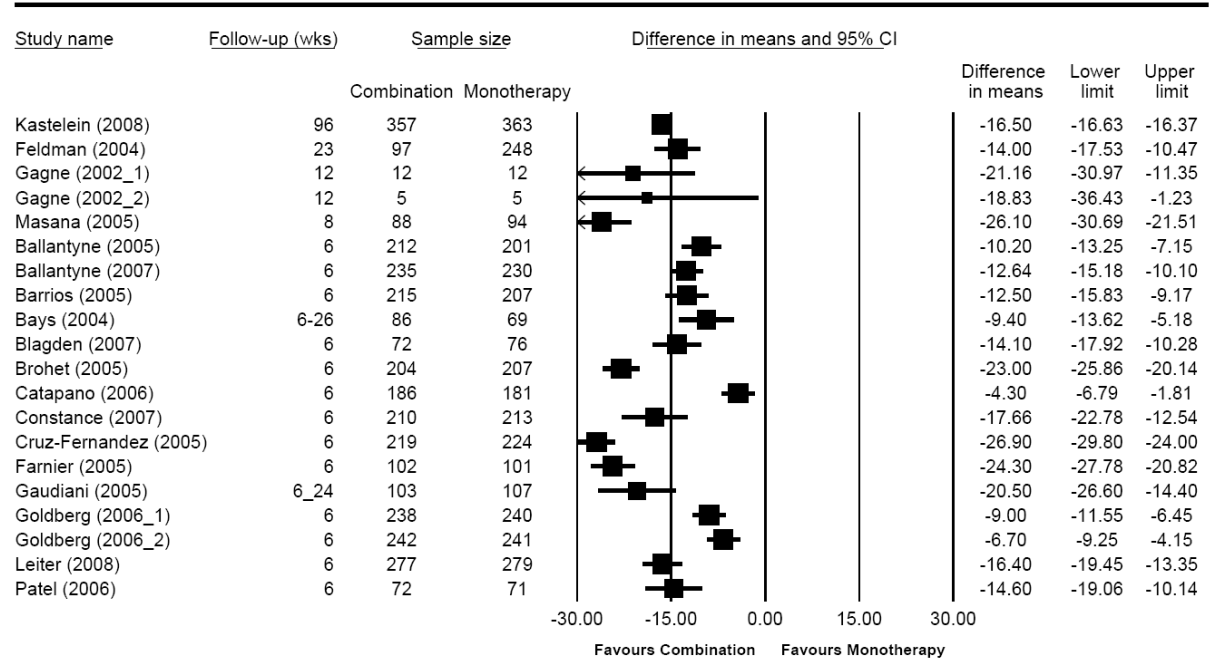


Figure G-14. Forest and funnel plots of LDL-c difference in mean percentage change from baseline for ezetimibe plus statin therapy compared with statin monotherapy in participants requiring intensive lipid lowering therapy



$I^2 = 94.33$

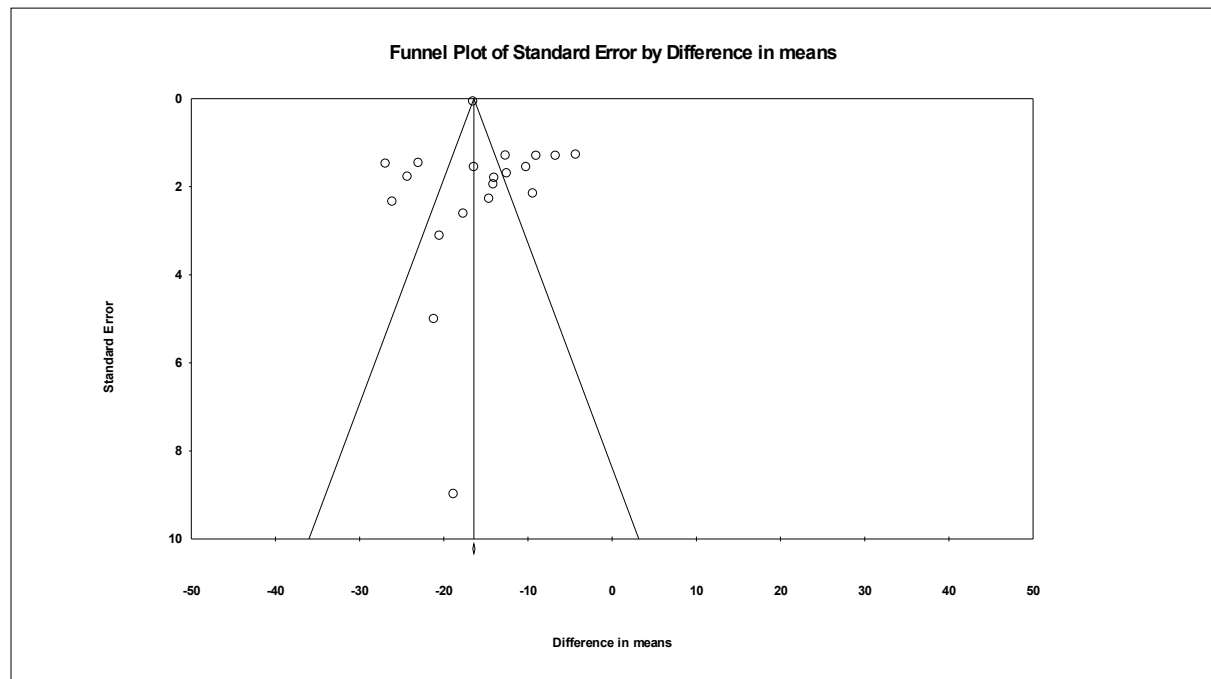
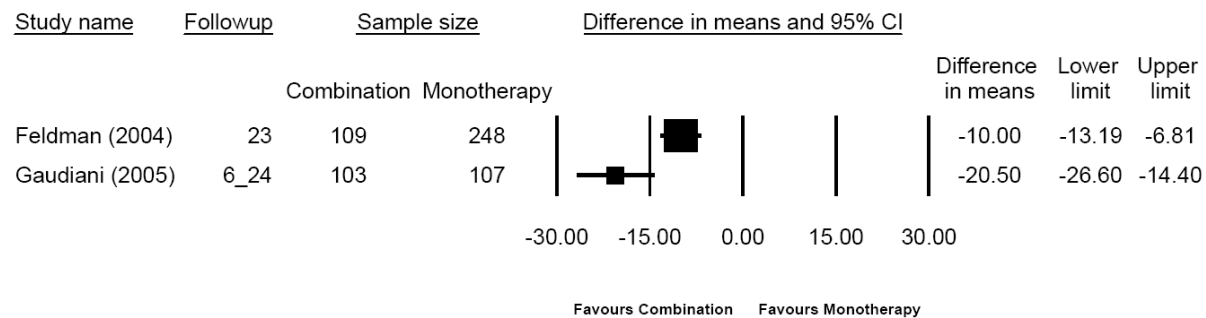


Figure G-15. Forest and funnel plots of LDL-c difference in mean percentage change from baseline for ezetimibe plus lower dose simvastatin therapy compared with higher dose simvastatin monotherapy in participants requiring intensive lipid lowering therapy



$I^2 = 88.80$

Figure G-16. Funnel plot of HDL-c difference in mean percentage change from baseline for ezetimibe plus statin therapy compared with statin monotherapy in all participants

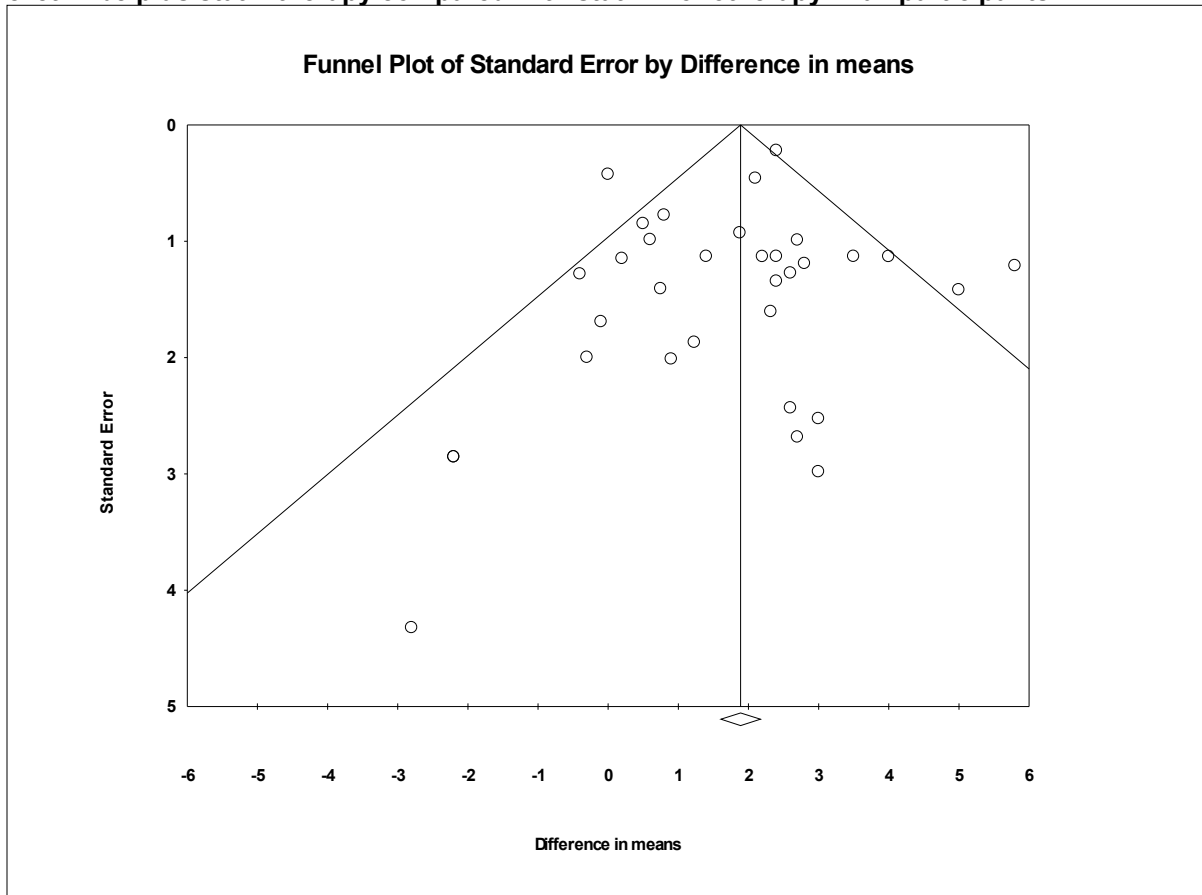


Figure G-17. Funnel plot of HDL-c difference in mean percentage change from baseline for ezetimibe plus lower dose simvastatin therapy compared with higher simvastatin monotherapy in all participants, in trials with fixed doses or fixed titration of doses

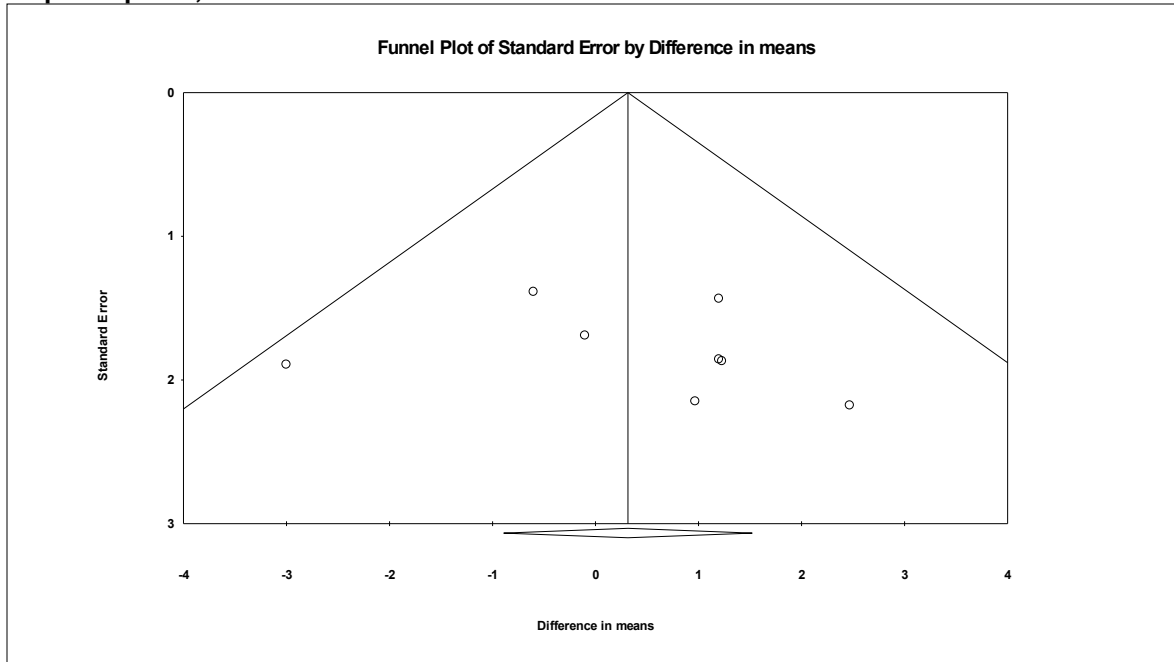


Figure G-18. Funnel plot of HDL-c difference in mean percentage change from baseline for ezetimibe plus statin therapy compared with statin monotherapy in participants requiring intensive lipid lowering

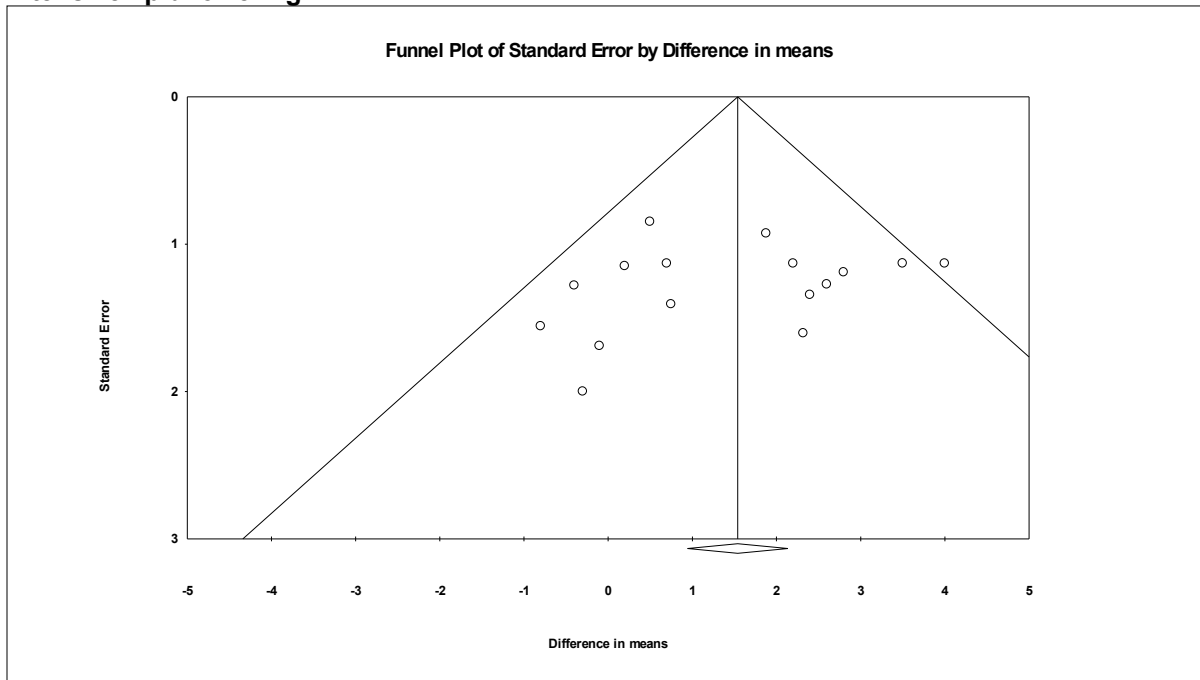


Figure G-19. Funnel plot of difference in total cholesterol:HDL-c ratio percentage change from baseline for ezetimibe plus statin therapy compared with statin monotherapy in all participants

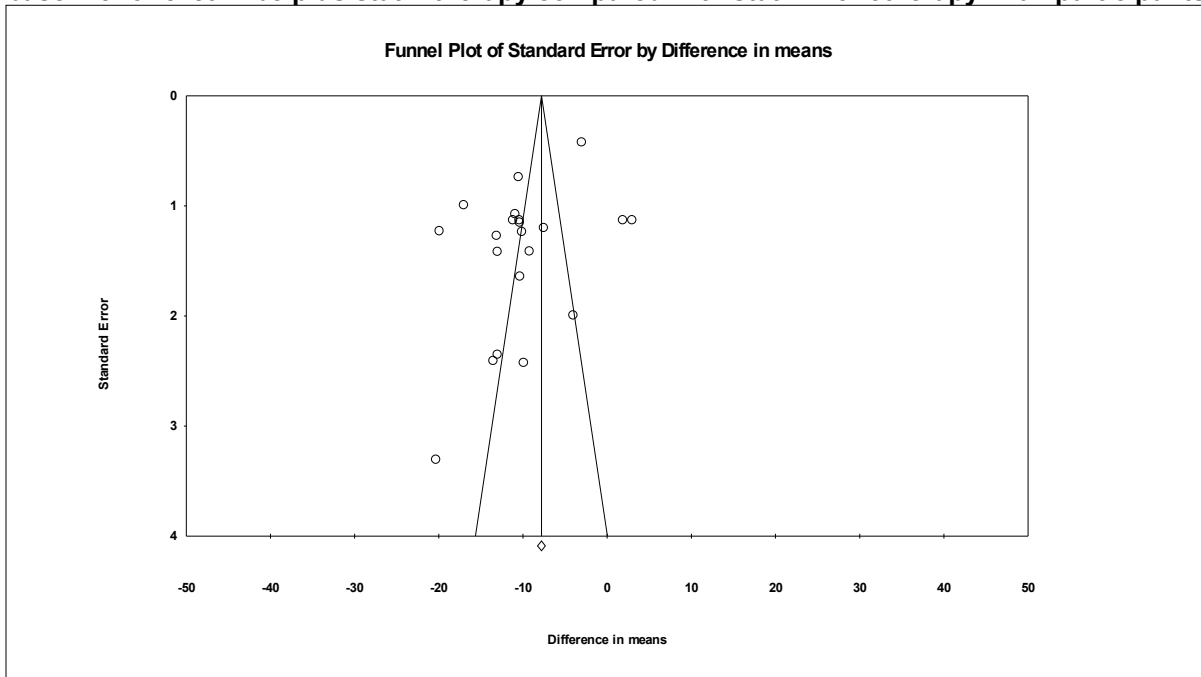


Figure G-20. Funnel plot of total cholesterol:HDL-c ratio difference in mean percentage change from baseline for ezetimibe plus lower dose simvastatin therapy compared with higher simvastatin monotherapy in all participants, in studies with fixed doses or fixed titration of doses

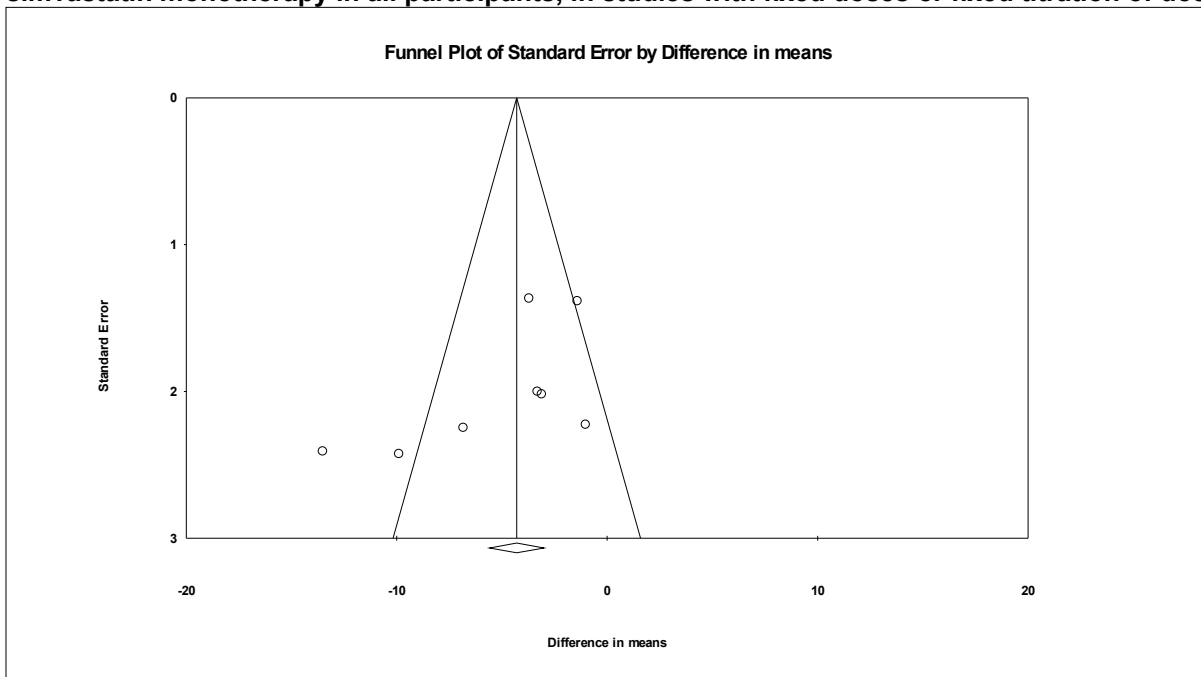


Figure G-21. Funnel plots of total cholesterol:HDL-c (ratio) difference in mean percentage change from baseline for ezetimibe plus statin compared with statin monotherapy in participants requiring intensive lipid lowering therapy

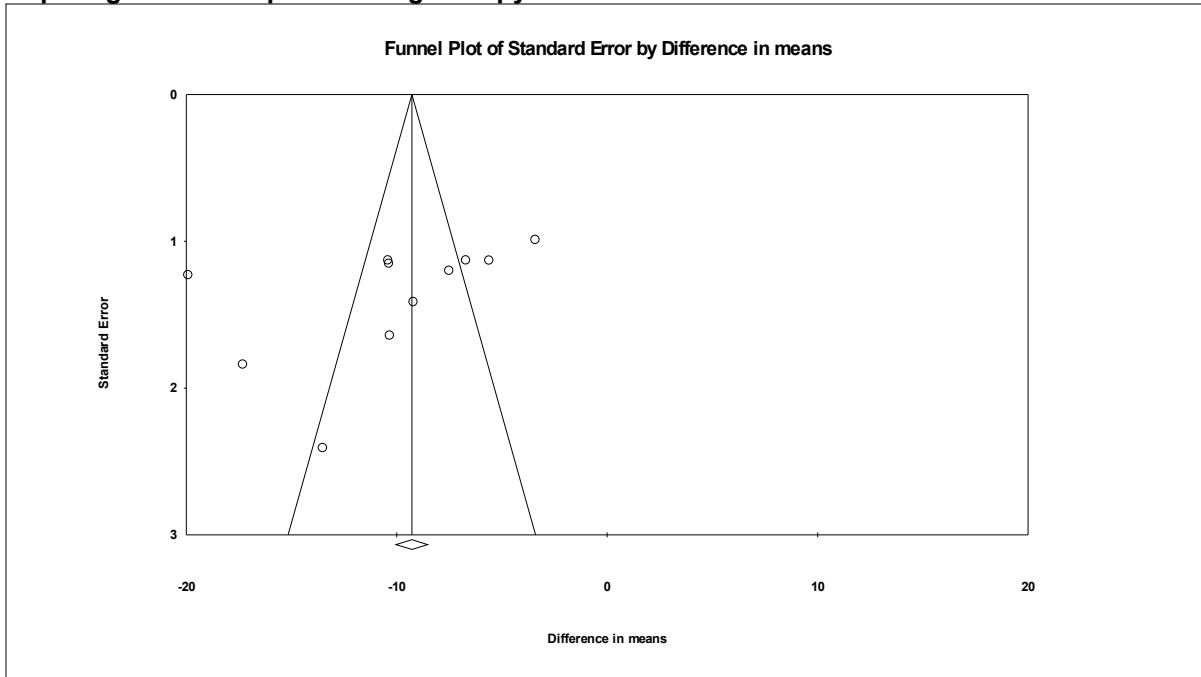


Figure G-22. Funnel plot of treatment adherence, for ezetimibe plus statin therapy compared with statin monotherapy in all participants

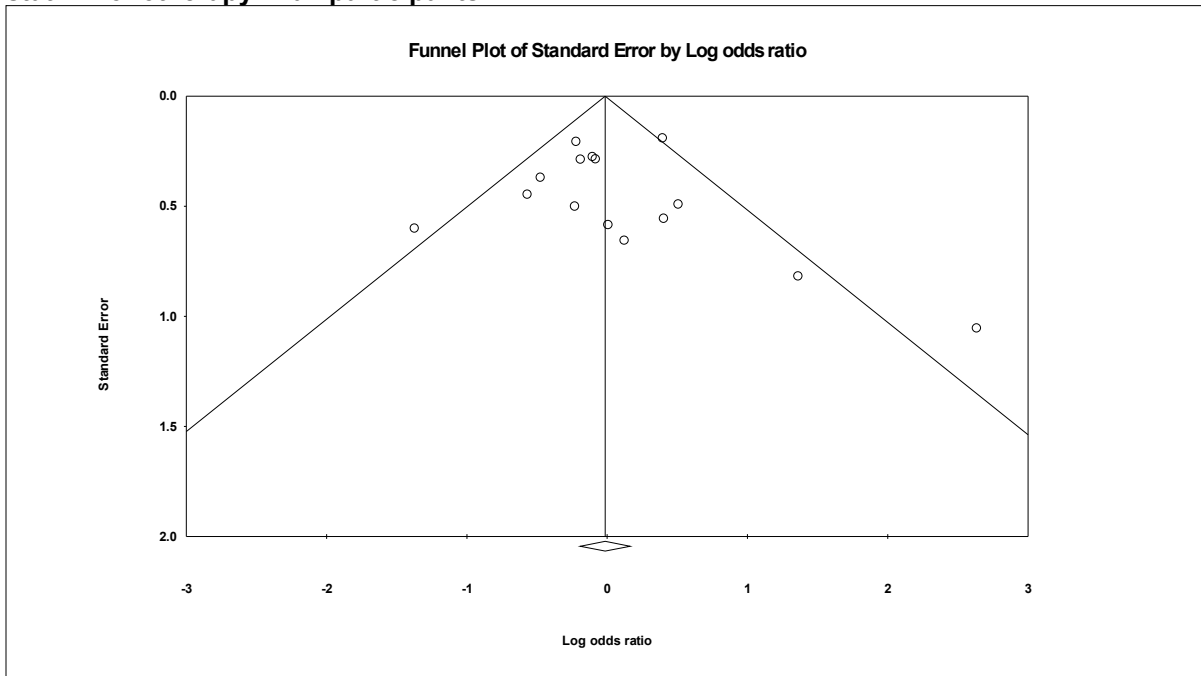


Figure G-23. Funnel plot of proportion of participants with at least one adverse event, for ezetimibe plus statin therapy compared with statin monotherapy in all participants

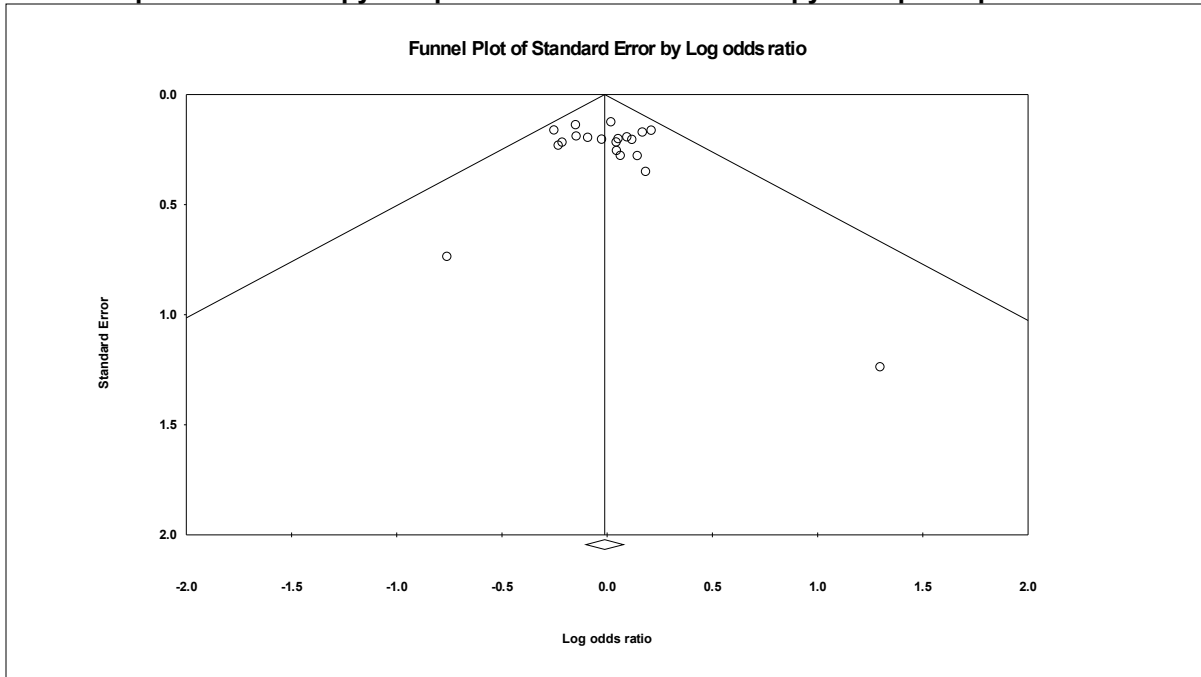


Figure G-24. Funnel plot of proportion of participants withdrawing from treatment due to an adverse event, for ezetimibe plus statin therapy compared with statin monotherapy in all participants

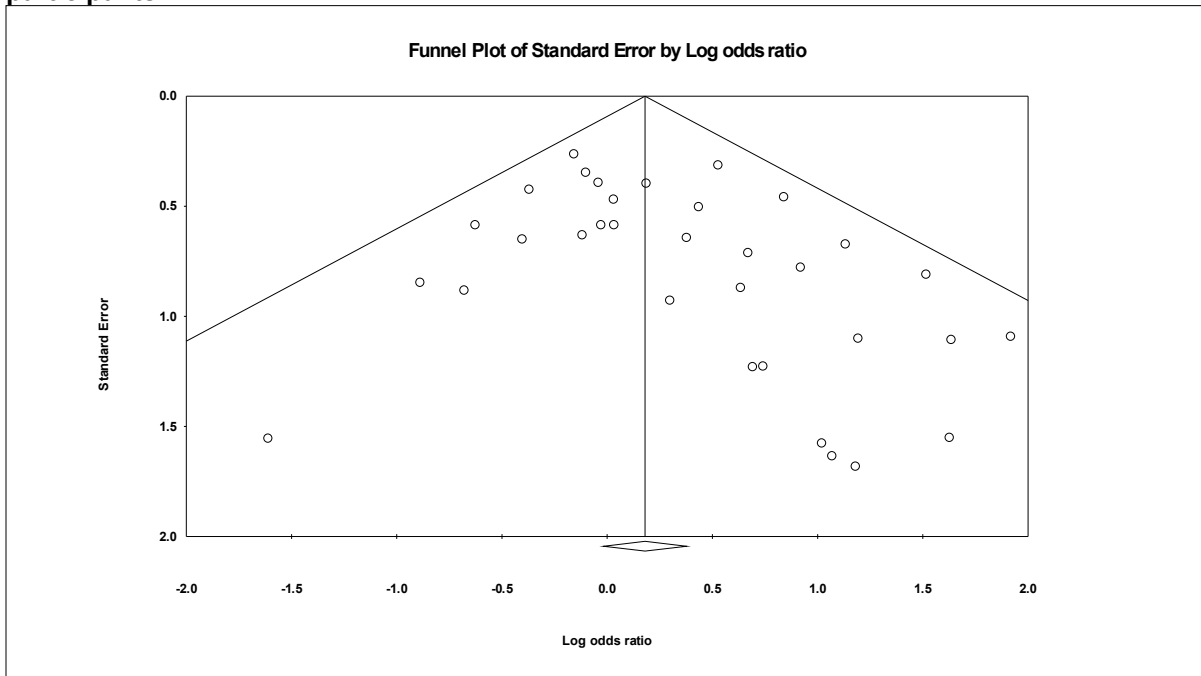


Figure G-25. Funnel plot of proportion of participants with AST and/or ALT above 3 times the upper limit of normal, and/or hepatitis, for ezetimibe plus statin therapy compared with statin monotherapy in all participants

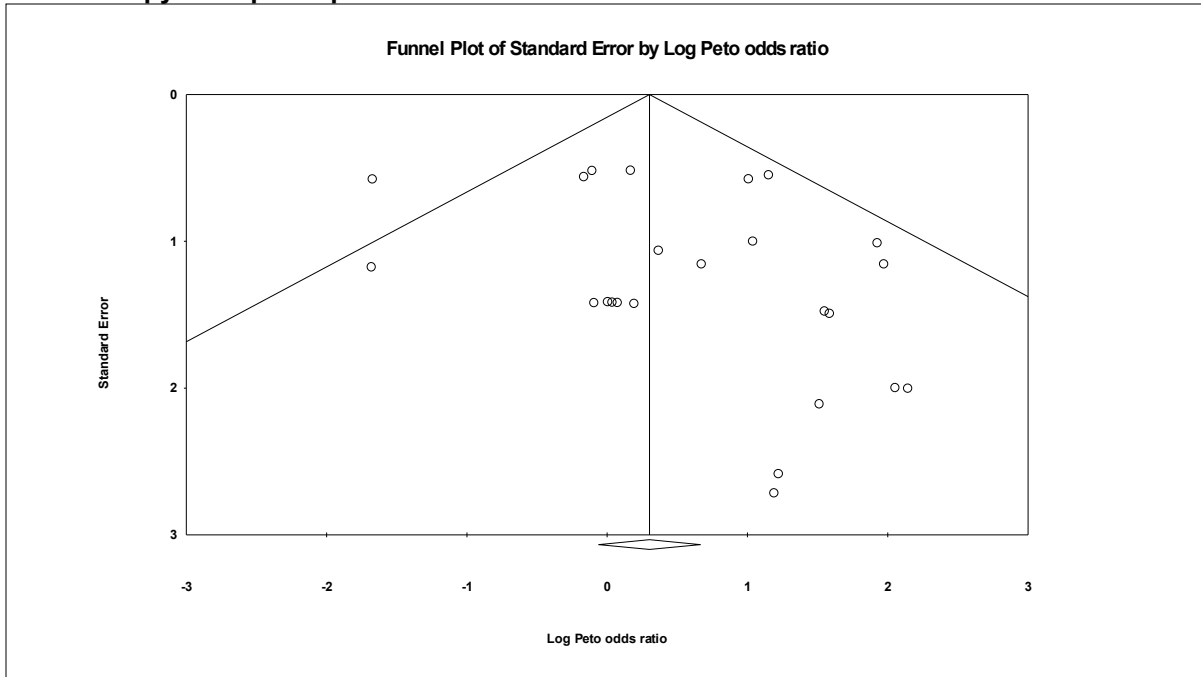


Figure G-26. Funnel plot of proportion of participants with AST and/or ALT above 3 times the upper limit of normal, and/or hepatitis, for ezetimibe plus lower dose simvastatin therapy compared with higher dose simvastatin monotherapy in all participants

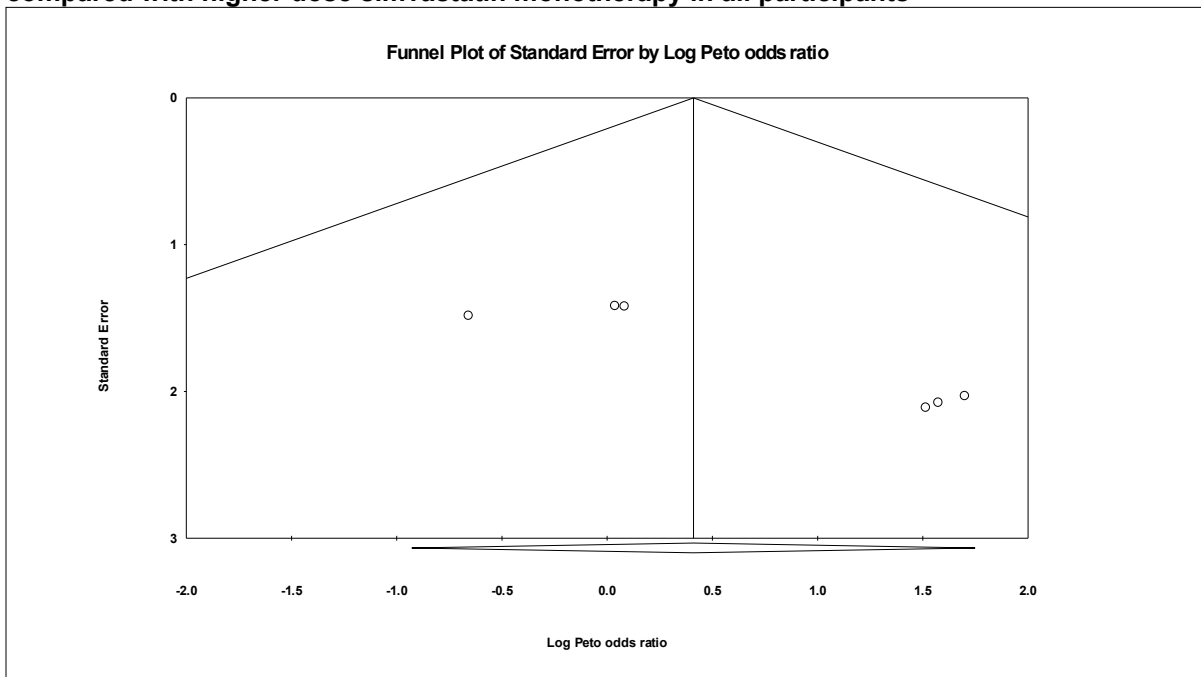


Figure G-27. Funnel plot of proportion of participants with AST and/or ALT above 3 times the upper limit of normal, and/or hepatitis, for ezetimibe plus lower dose simvastatin therapy compared with higher dose simvastatin monotherapy in all participants, in studies with fixed doses or fixed titration of doses

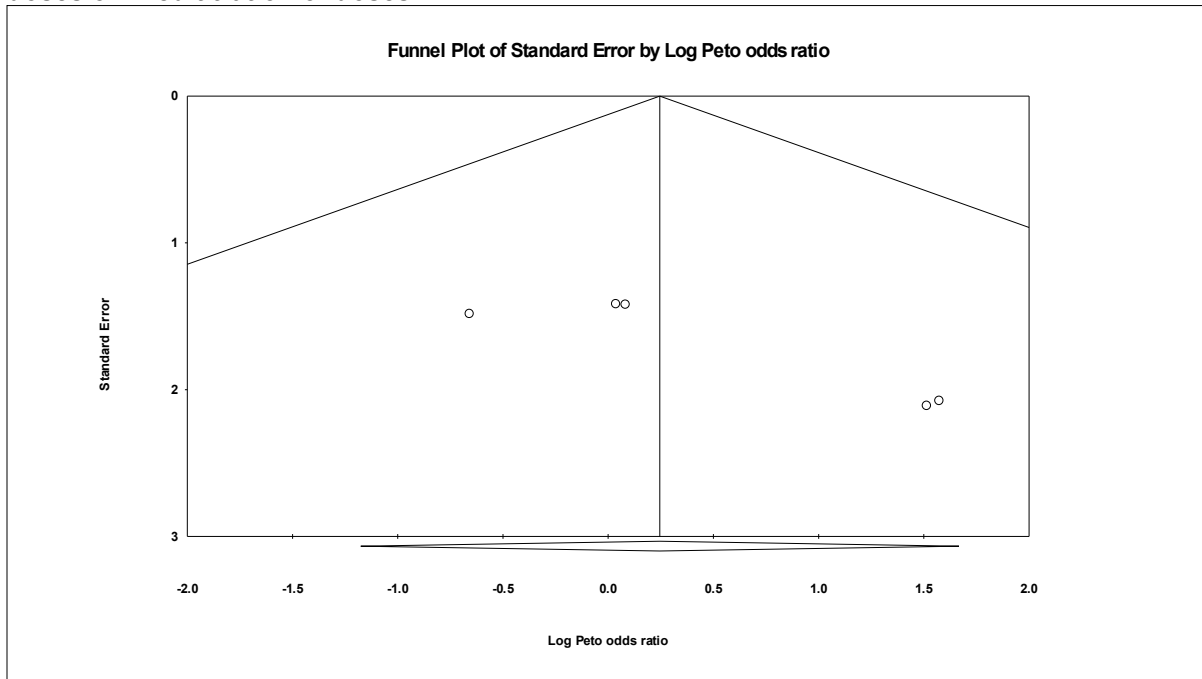


Figure G-28. Funnel plot of proportion of participants experiencing myalgia, for ezetimibe plus statin therapy compared with statin monotherapy in all participants

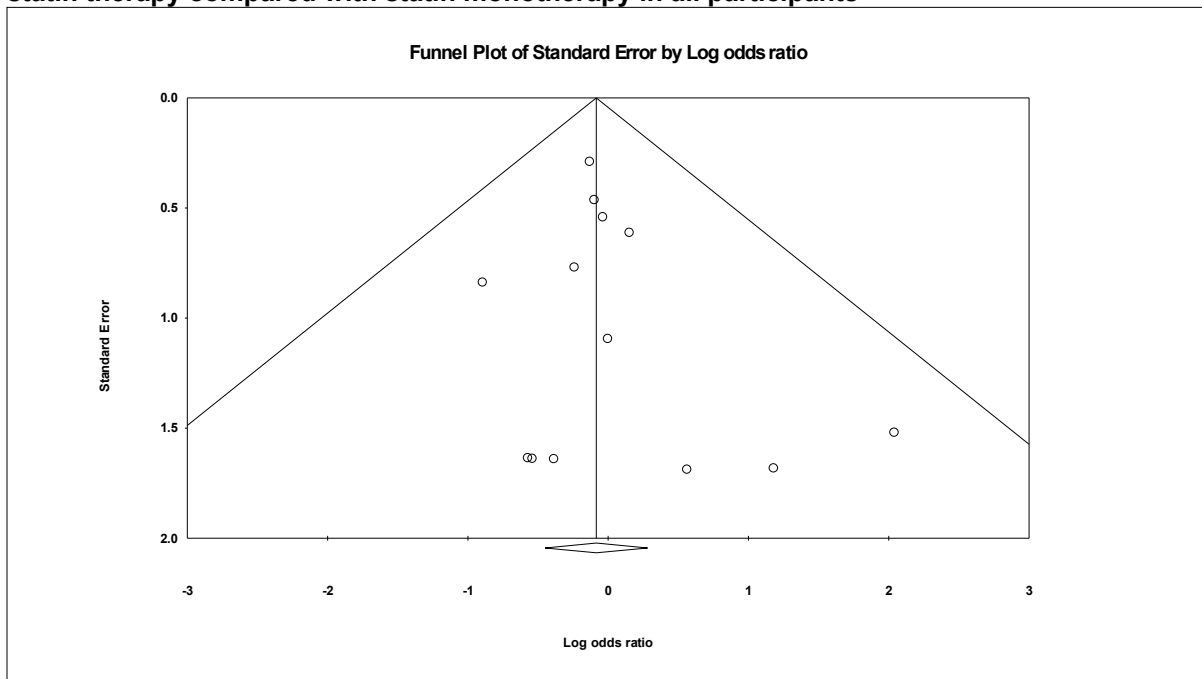


Figure G-29. Funnel plot of proportion of participants with CPK above 10 times the upper limit of normal, for ezetimibe plus statin therapy compared with statin monotherapy in all participants

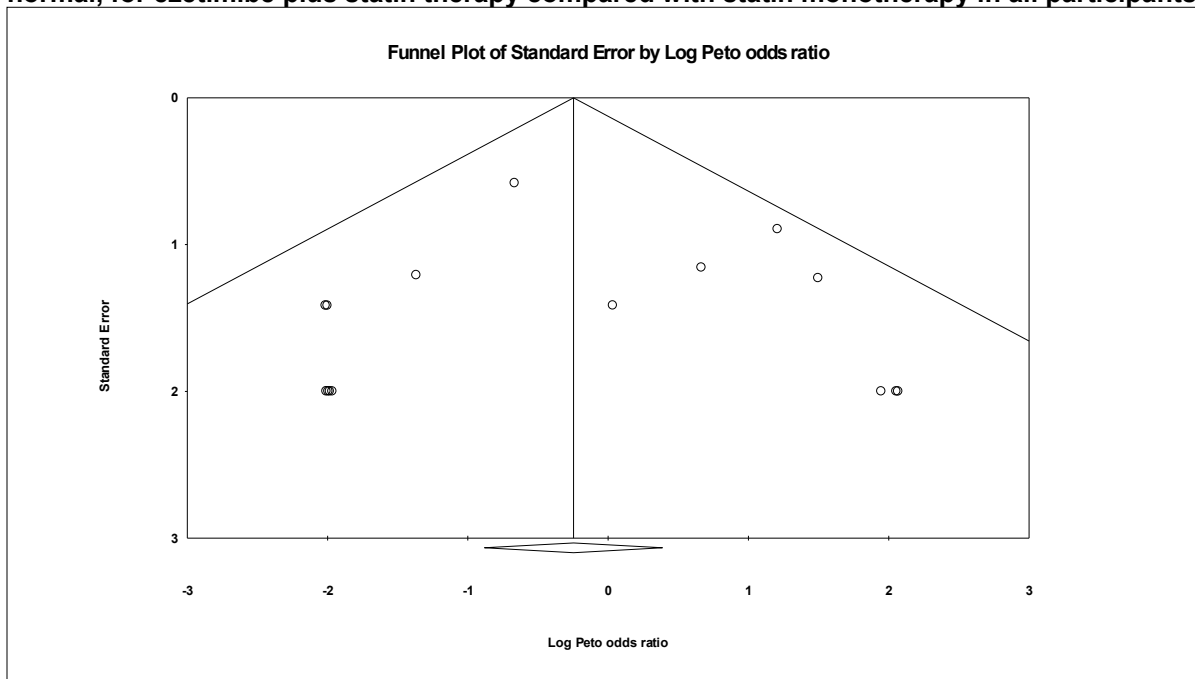
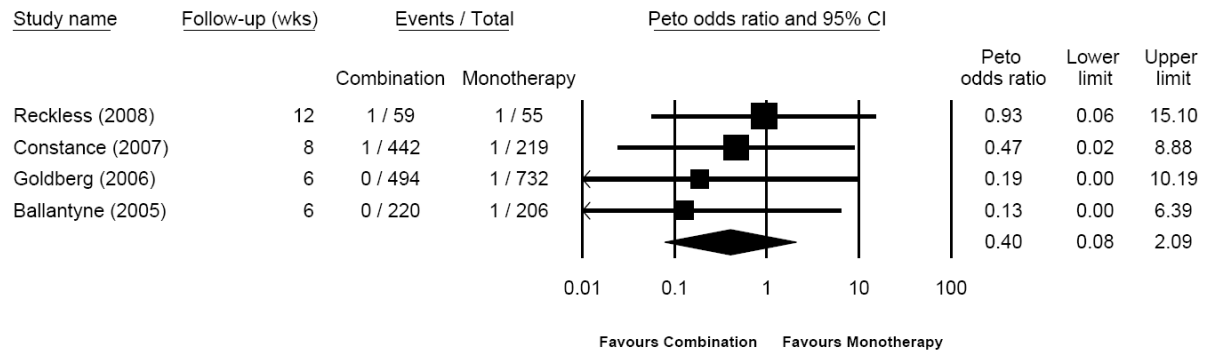
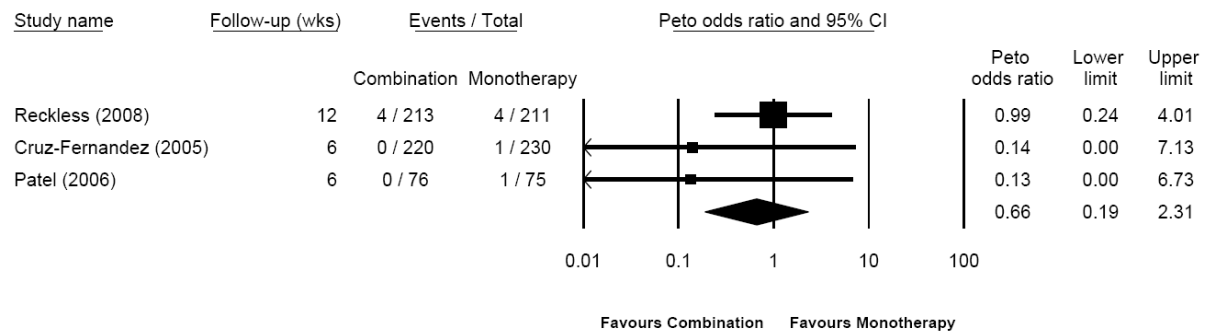


Figure G-30. Forest plot of all-cause mortality for ezetimibe plus statin therapy compared with statin monotherapy in participants with diabetes mellitus



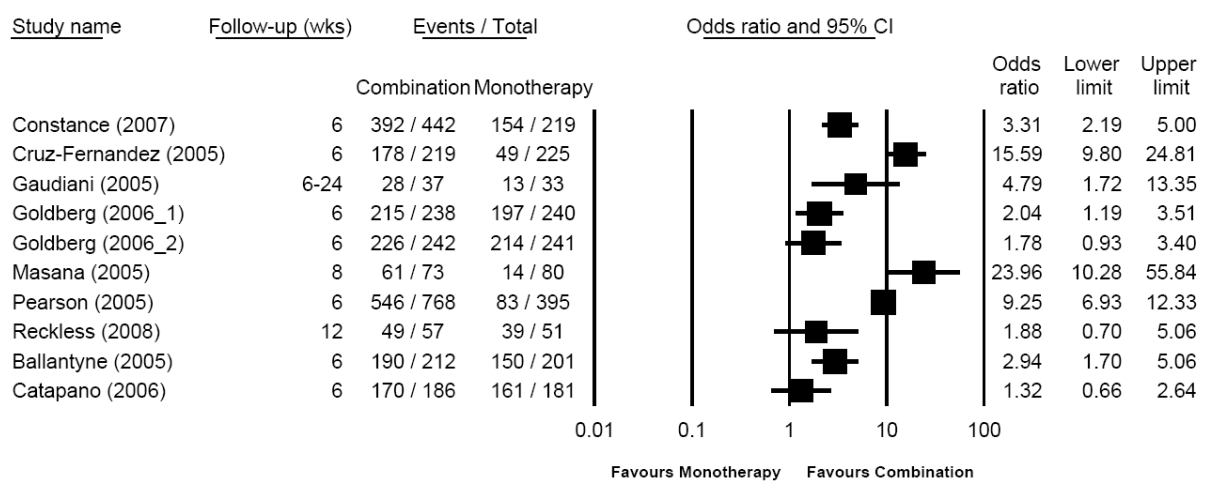
$I^2 = 0$

Figure G-31. Forest plot of all-cause mortality for ezetimibe plus statin therapy compared with statin monotherapy in participants with established vascular disease



$I^2 = 0$

Figure G-32. Forest and funnel plots of achievement of ATP III LDL-c targets for ezetimibe plus statin therapy compared with statin monotherapy in participants with diabetes mellitus



$I^2 = 90.94$

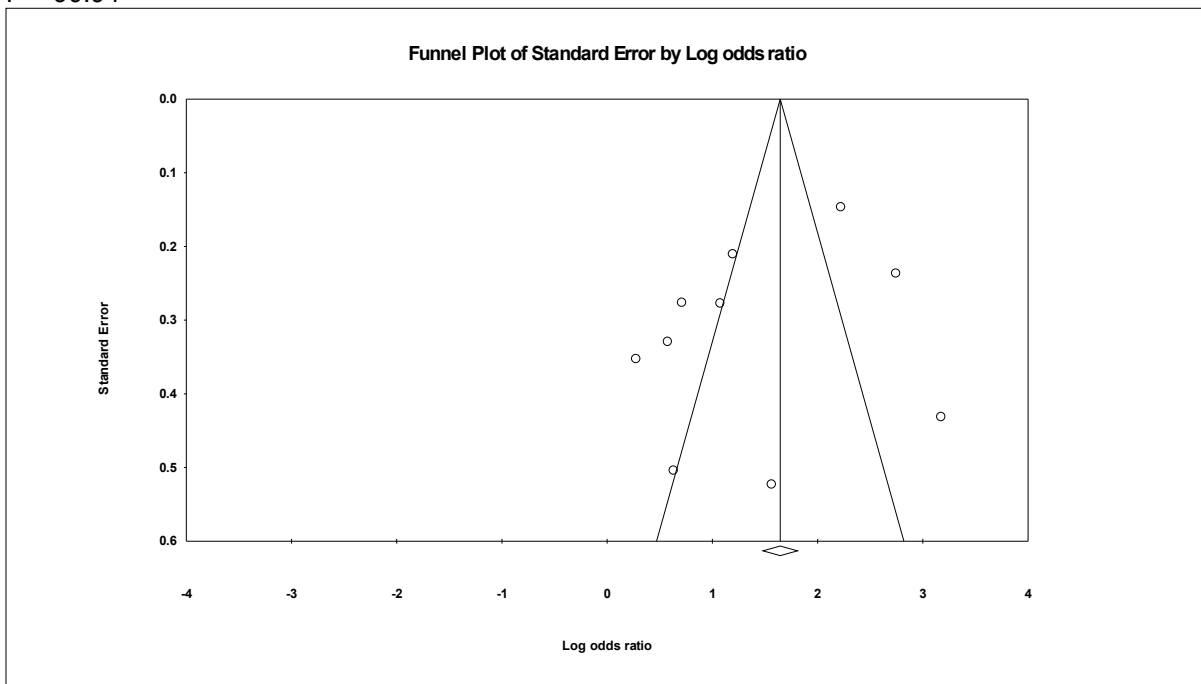
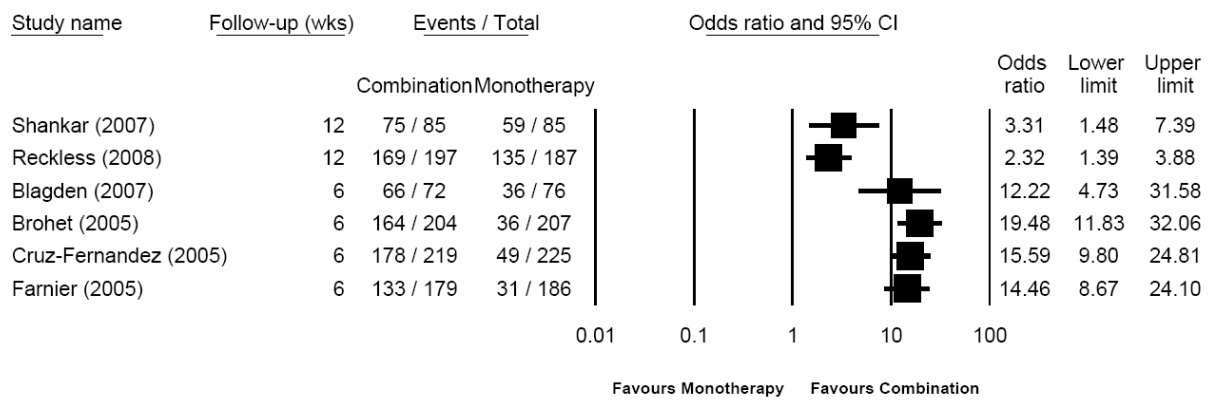


Figure G-33. Forest and funnel plots of achievement of ATP III LDL-c targets for ezetimibe plus statin therapy compared with statin monotherapy in participants with established vascular disease



$I^2 = 90.16$

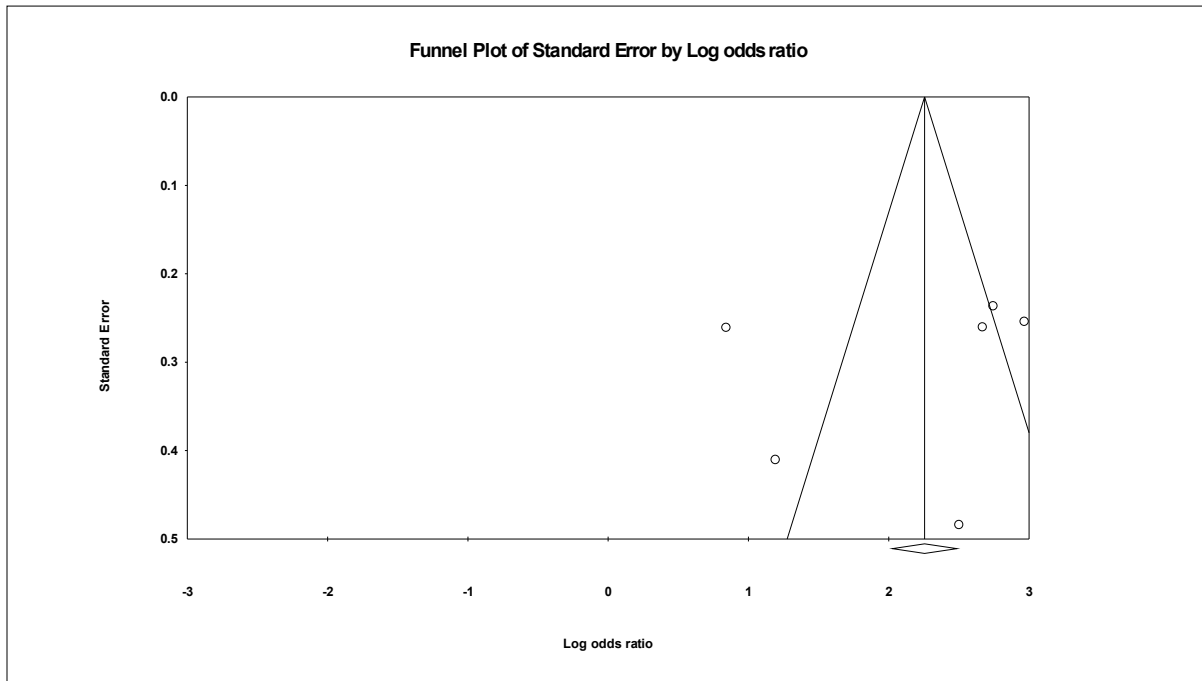


Figure G-34. Forest plots of achievement of ATP III LDL-c targets for ezetimibe plus statin therapy compared with statin monotherapy in female participants

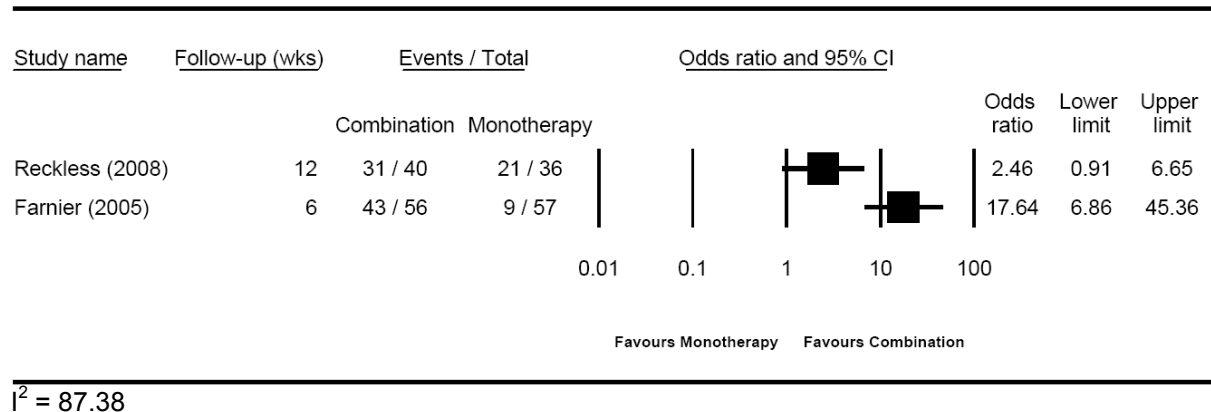


Figure G-35. Forest plot of LDL-c difference in mean percentage change from baseline, for ezetimibe plus statin therapy compared with statin monotherapy in participants with baseline LDL-c above 190 mg/dL

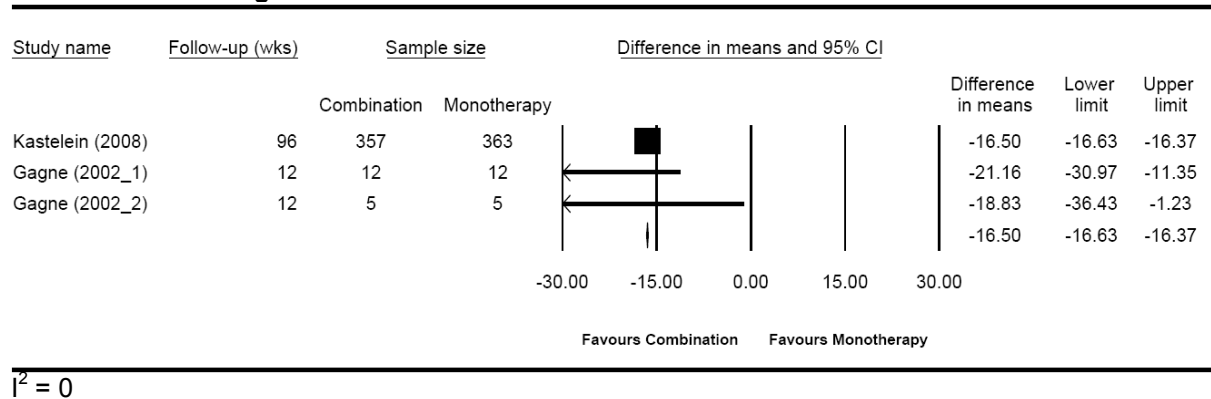
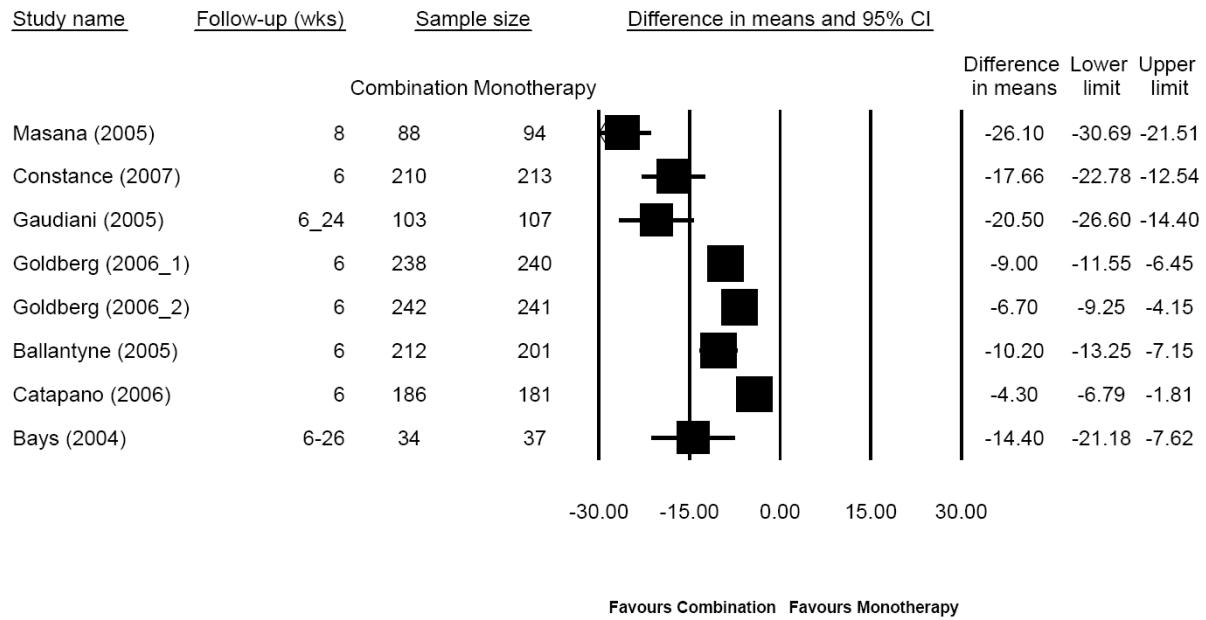


Figure G-36. Forest and funnel plots of LDL-c difference in mean percentage change from baseline, for ezetimibe plus statin therapy compared with statin monotherapy in participants with diabetes mellitus



$I^2 = 92.70$

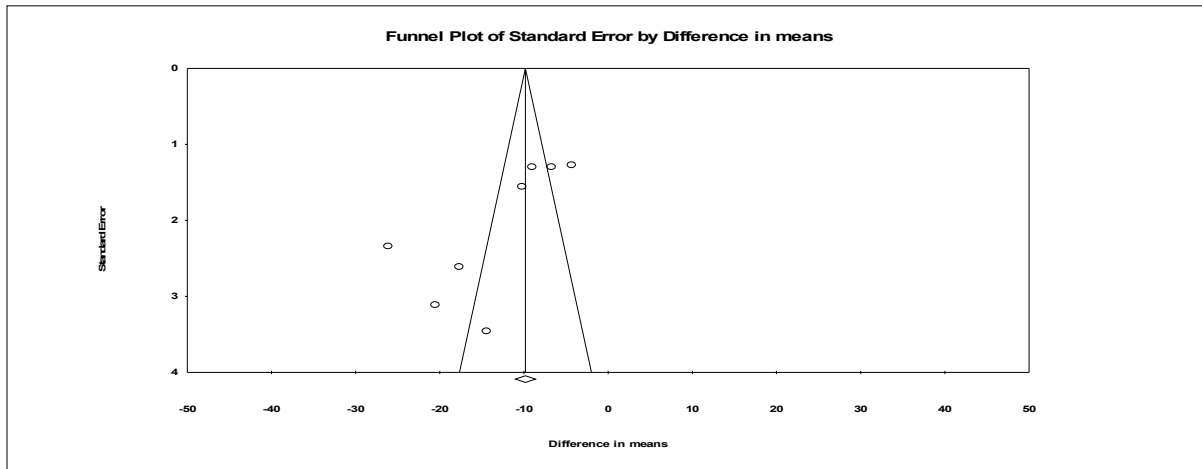
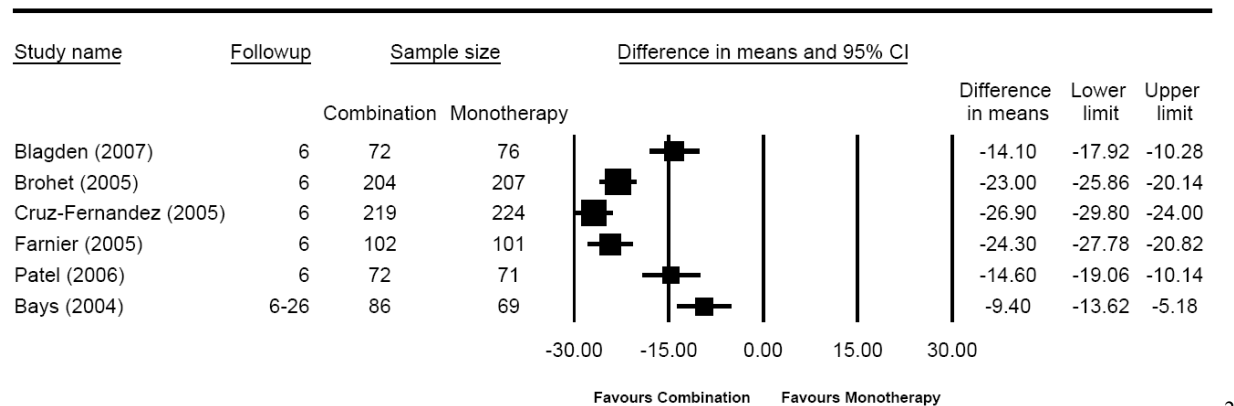
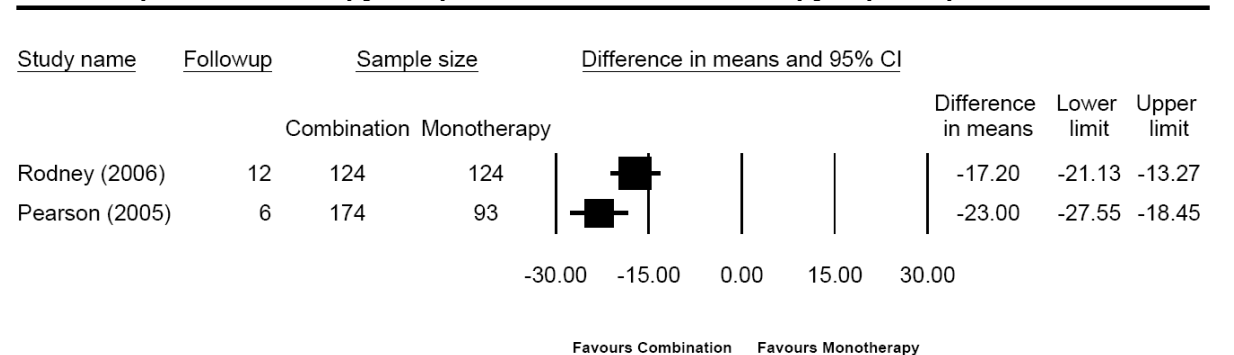


Figure G-37. Forest plot of LDL-c difference in mean percentage change from baseline, for ezetimibe plus statin therapy compared with statin monotherapy in participants with established vascular disease



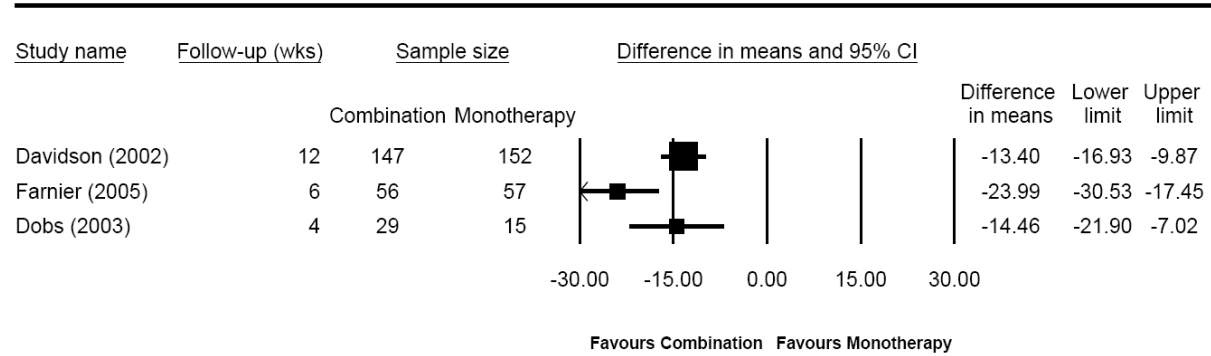
$I^2 = 92.89$

Figure G-38. Forest plot of LDL-c difference in mean percentage change from baseline, for ezetimibe plus statin therapy compared with statin monotherapy in participants of African descent



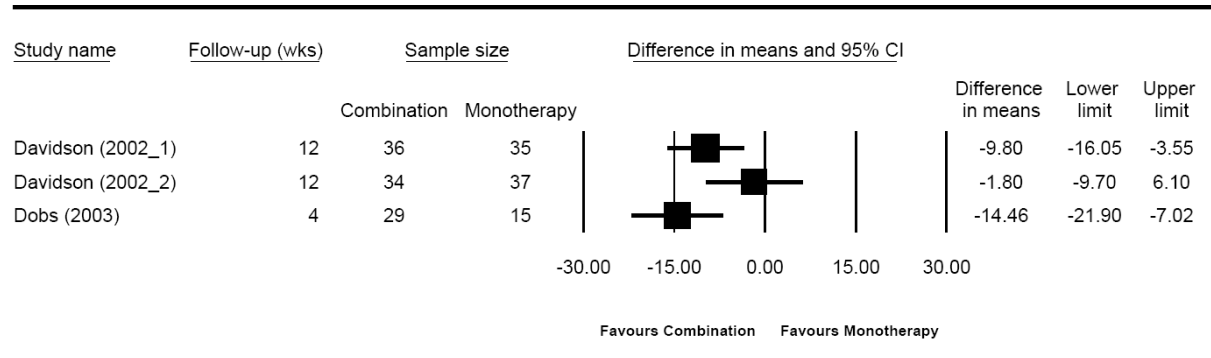
$I^2 = 72.05$

Figure G-39. Forest plot of LDL-c difference in mean percentage change from baseline, for ezetimibe plus statin therapy compared with statin monotherapy in female participants



$I^2 = 74.68$

Figure G-40. Forest plot of LDL-c difference in mean percentage change from baseline, for ezetimibe plus lower dose simvastatin therapy compared with higher dose simvastatin monotherapy in female participants



$I^2 = 62.45$

Figure G-41. Funnel plot of HDL-c difference in mean percentage change from baseline, for ezetimibe plus statin therapy compared with statin monotherapy in participants with diabetes mellitus

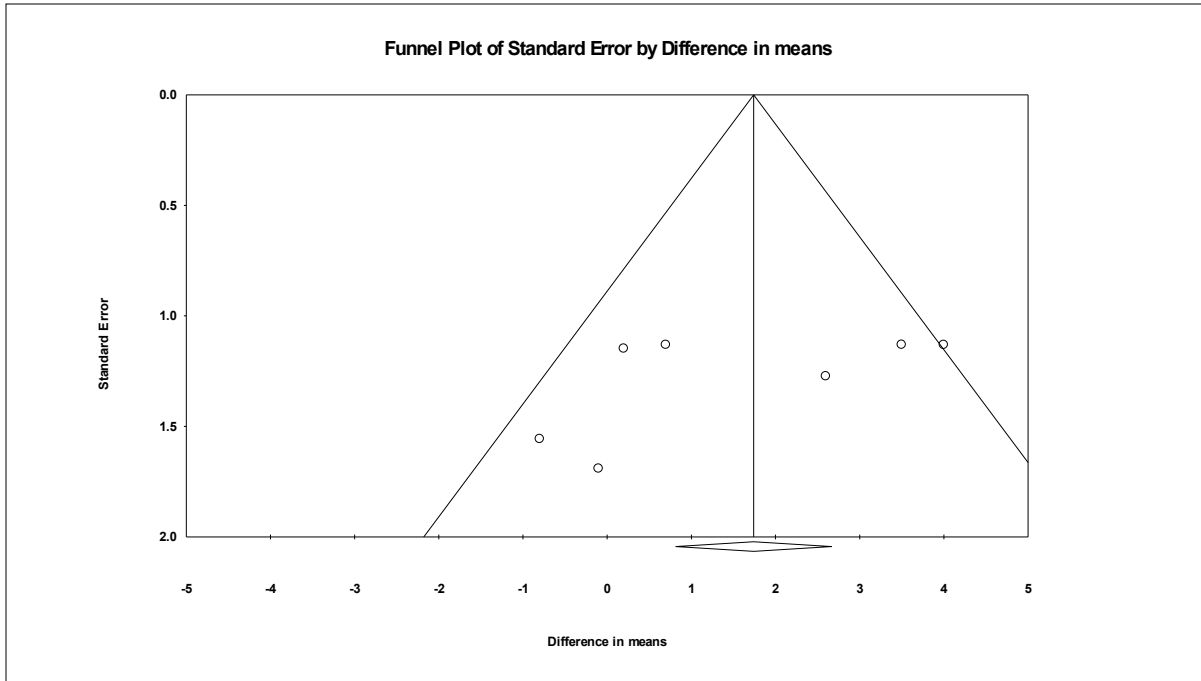


Figure G-42. Funnel plot of total cholesterol:HDL-c ratio difference in mean percentage change from baseline, for ezetimibe plus statin therapy compared with statin monotherapy in participants with diabetes mellitus

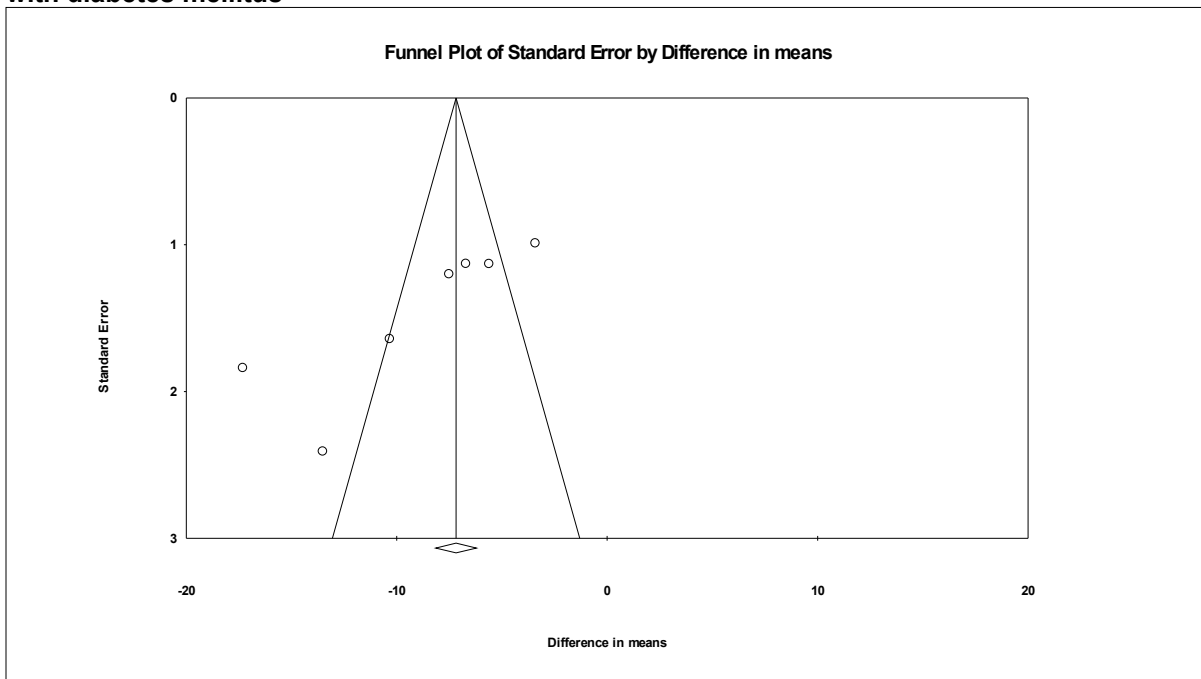
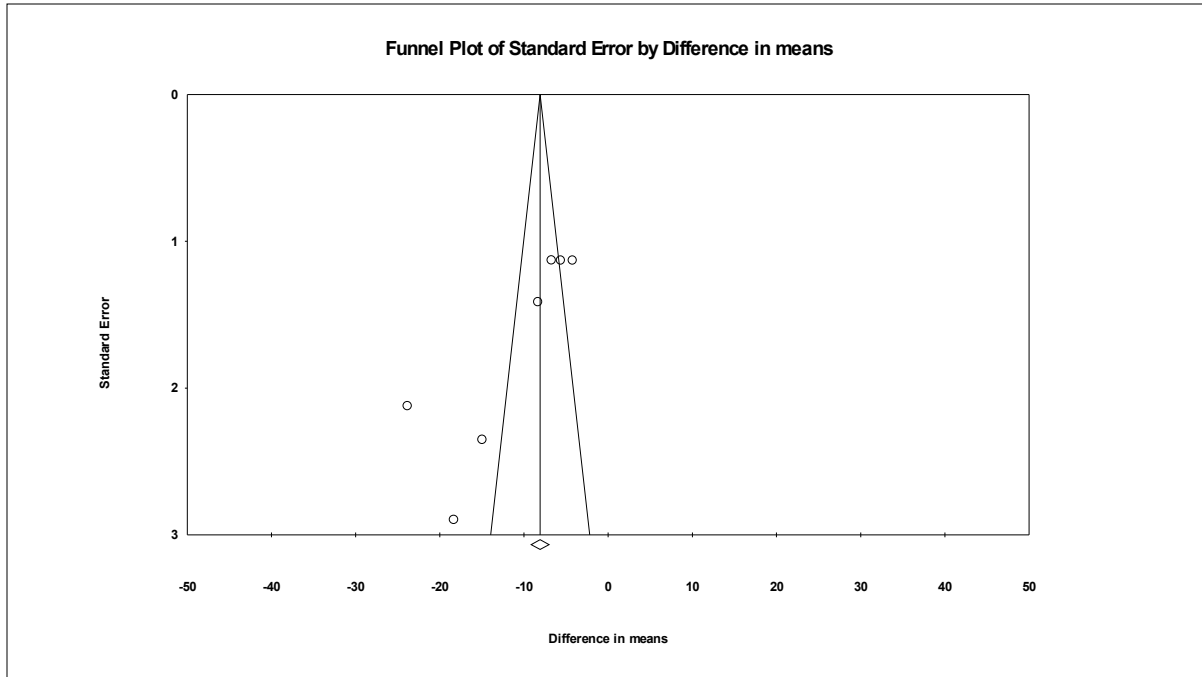
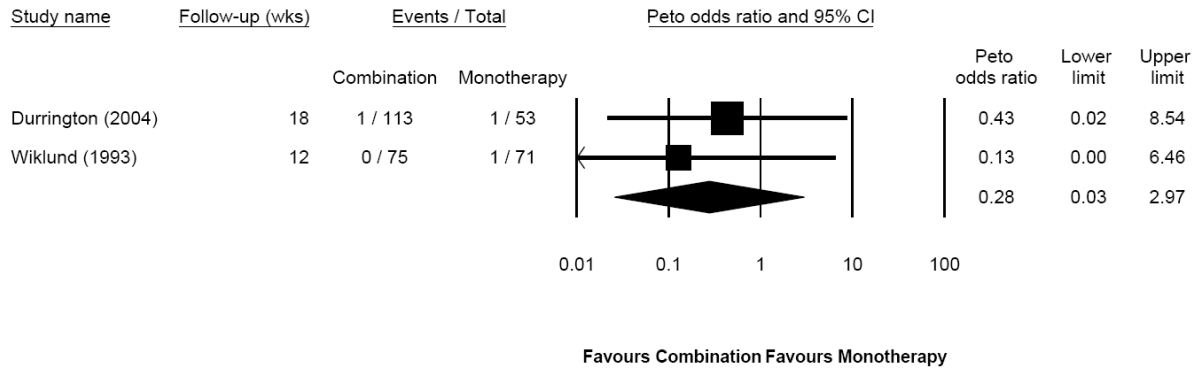


Figure G-43. Funnel plot of total non-HDL-c ratio difference in mean percentage change from baseline, for ezetimibe plus statin therapy compared with statin monotherapy in participants with diabetes mellitus



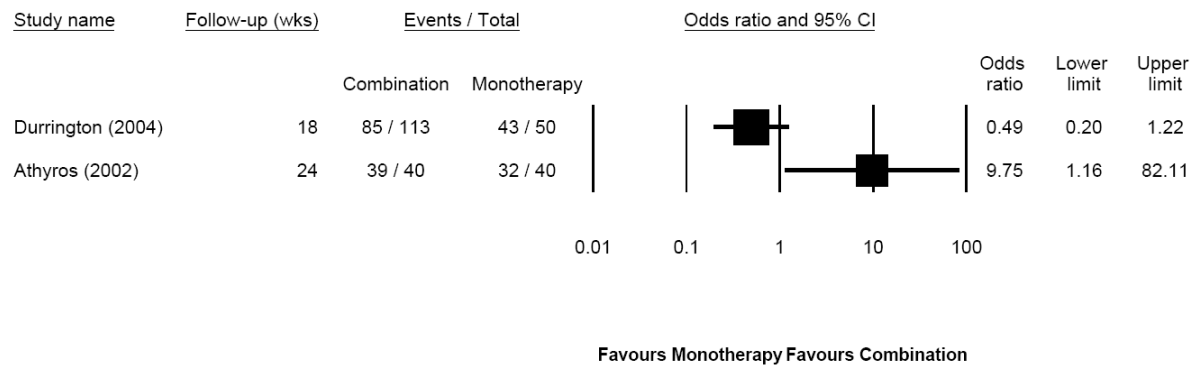
Forest and Funnel Plots: Fibrate - Statin Combination Therapy versus Statin Monotherapy

Figure G-44. Forest plot of all-cause mortality for fibrate-statin therapy compared with statin monotherapy, in all participants



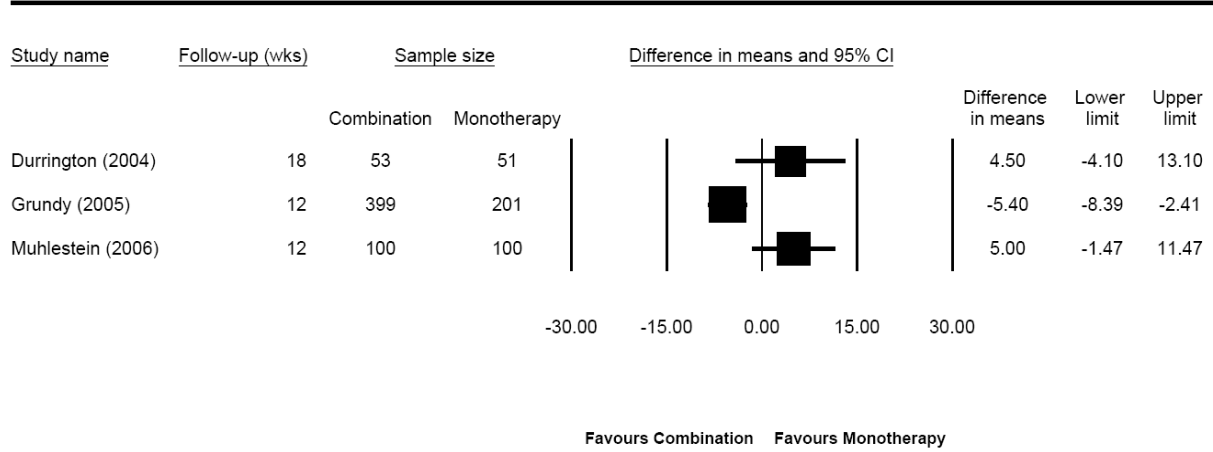
$I^2 = 0$

Figure G-45. Forest plot of achievement of ATP III LDL-c targets, for fibrate-statin therapy compared with statin monotherapy, in all participants, who required intensive lipid lowering therapy due to diabetes mellitus



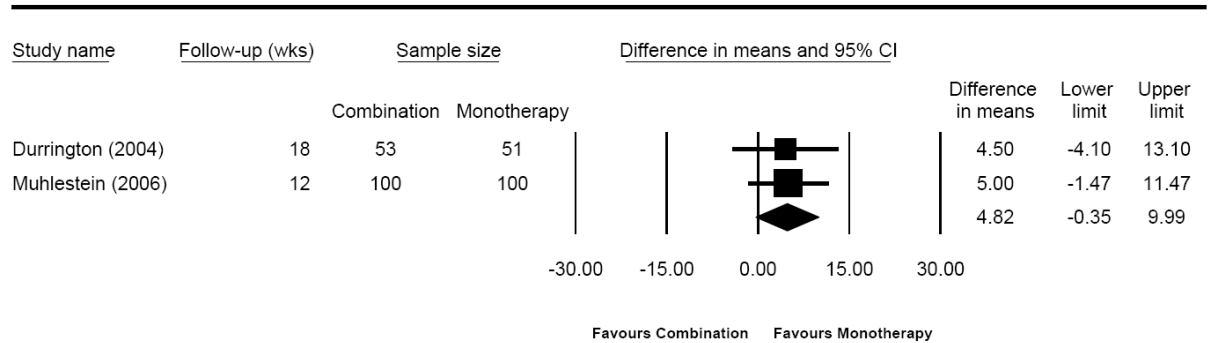
$I^2 = 84.31$

Figure G-46. Forest plot of difference in LDL-c mean percentage change from baseline for fibrate-statin therapy compared with statin monotherapy, in all participants



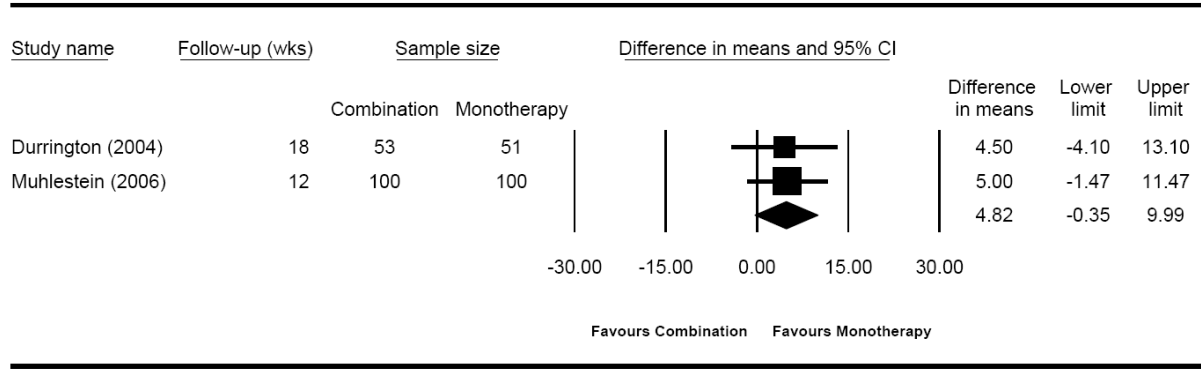
$I^2 = 82.22$

Figure G-47. Forest plot of difference in LDL-c mean percentage change from baseline for fibrate-statin therapy compared with statin monotherapy, in participants requiring intensive lipid lowering therapy



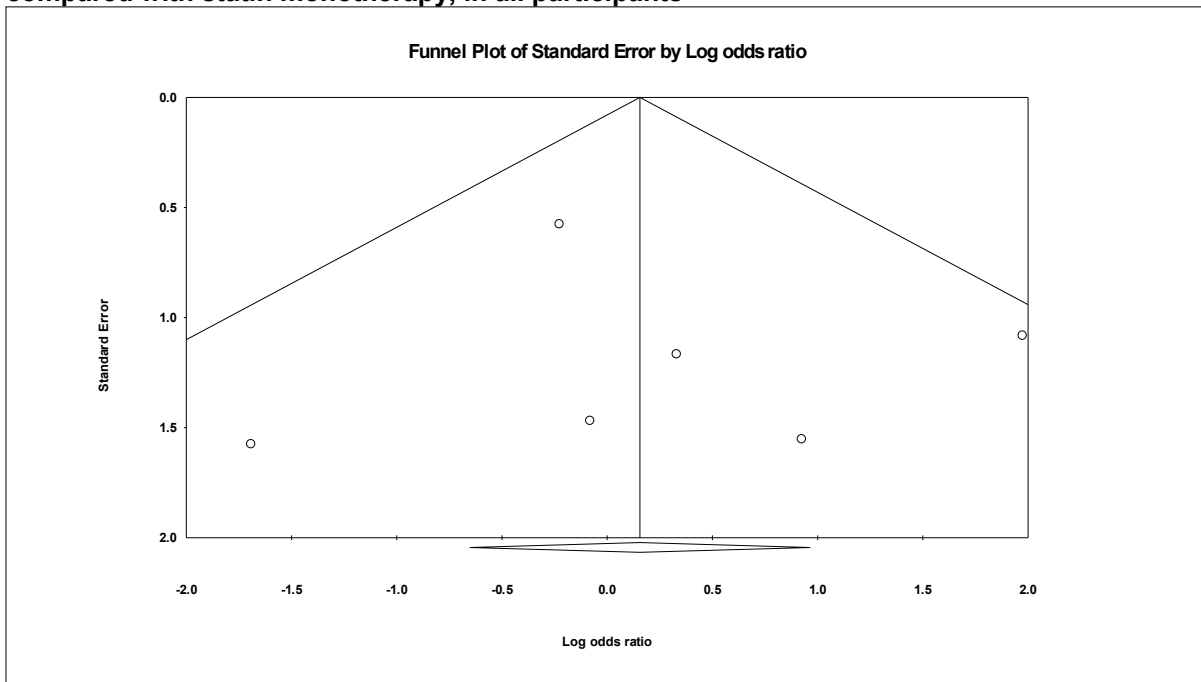
$I^2 = 0$

Figure G-48. Forest plot of difference in LDL-c mean percentage change from baseline for fibrate-statin therapy compared with statin monotherapy, in participants with diabetes mellitus



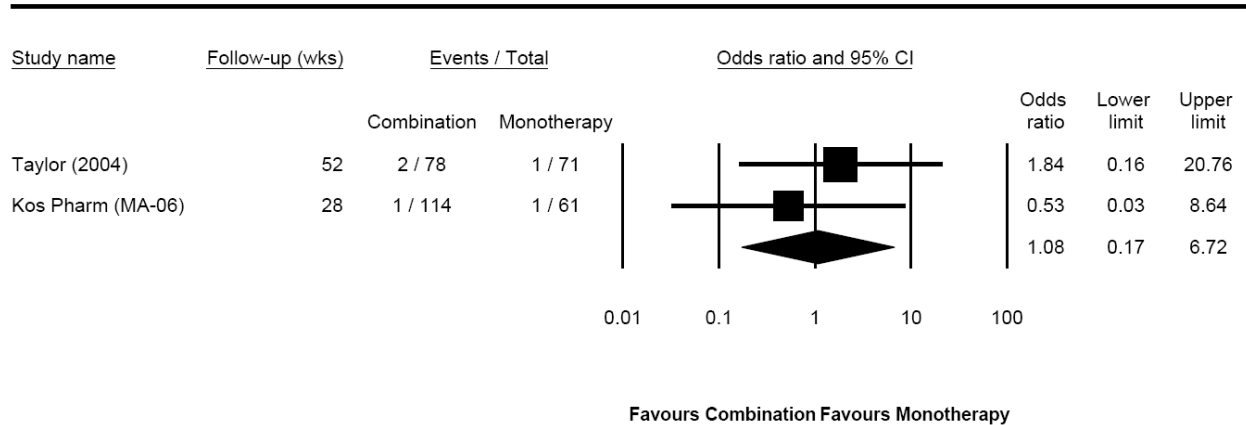
$I^2 = 0$

Figure G-49. Funnel plot of incidence of participants with myalgia, for fibrate-statin therapy compared with statin monotherapy, in all participants



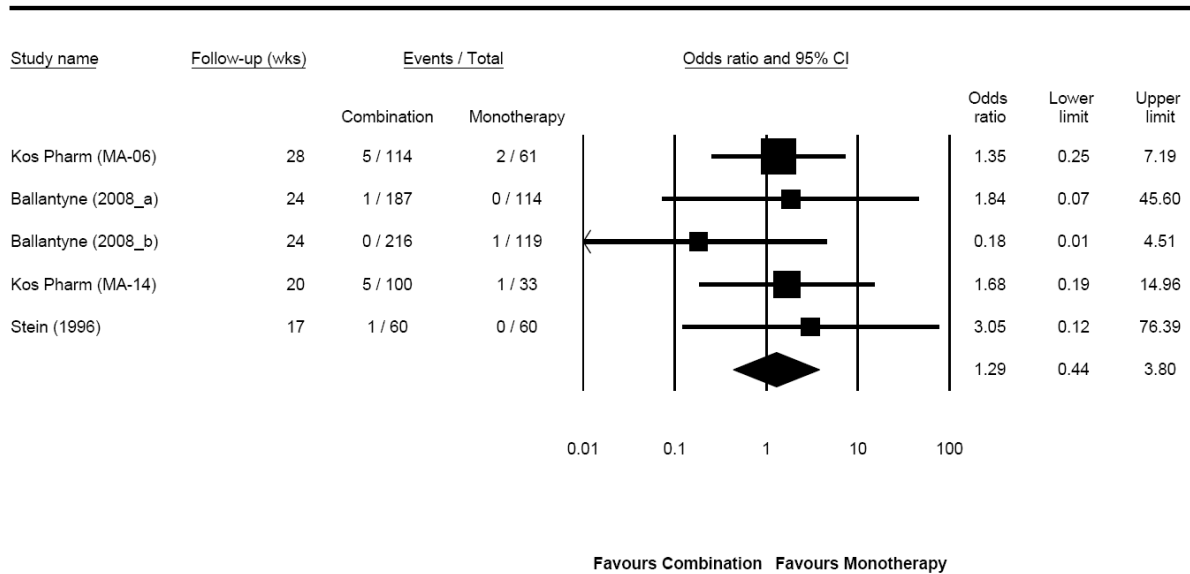
Forest and Funnel Plots: Niacin - Statin Combination Therapy Versus Statin Monotherapy

Figure G-50. Forest plot of all-cause mortality for niacin plus statin therapy compared with statin monotherapy, in all participants, in all trials with followup of 24 weeks or longer, and in all trials with adequate allocation concealment



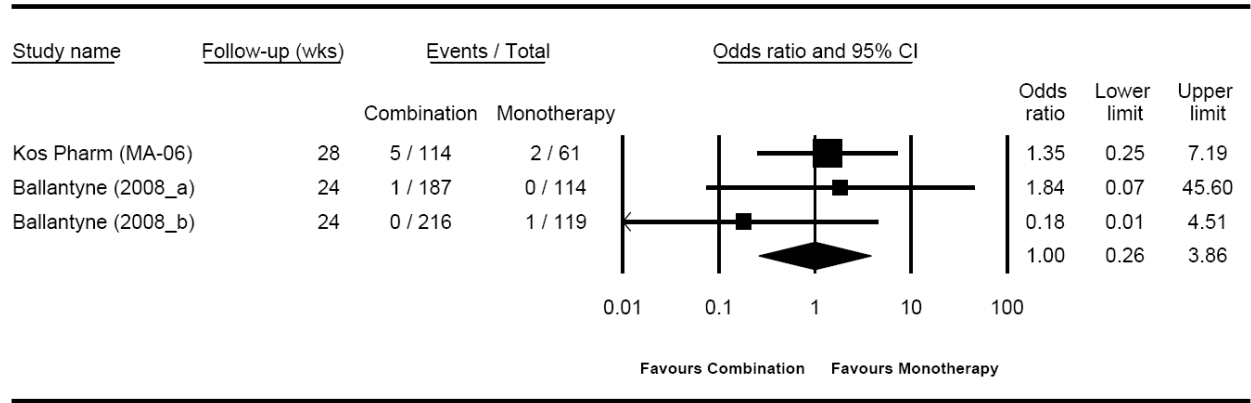
$I^2 = 0$

Figure G-51. Forest plot of serious adverse events for niacin plus statin therapy compared with statin monotherapy, in all participants



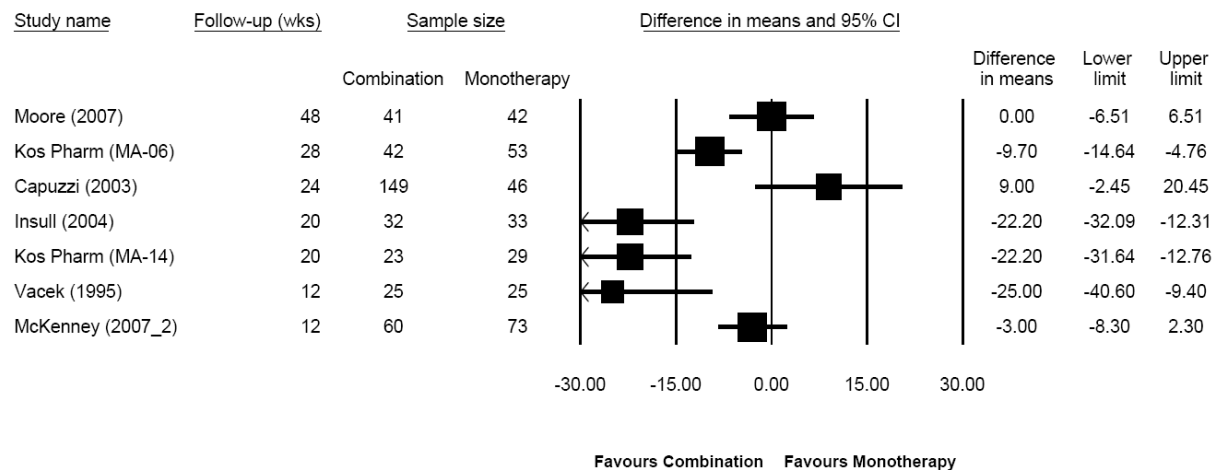
$I^2 = 0$

Figure G-52. Forest plot of serious adverse events for niacin plus statin therapy compared with statin monotherapy, in all participants, and in all trials with a followup of 24 weeks or longer



$I^2 = 0$

Figure G-53. Forest and funnel plots of difference in LDL-c mean percentage change from baseline for niacin plus statin therapy compared with statin monotherapy, in all participants



$I^2 = 85$

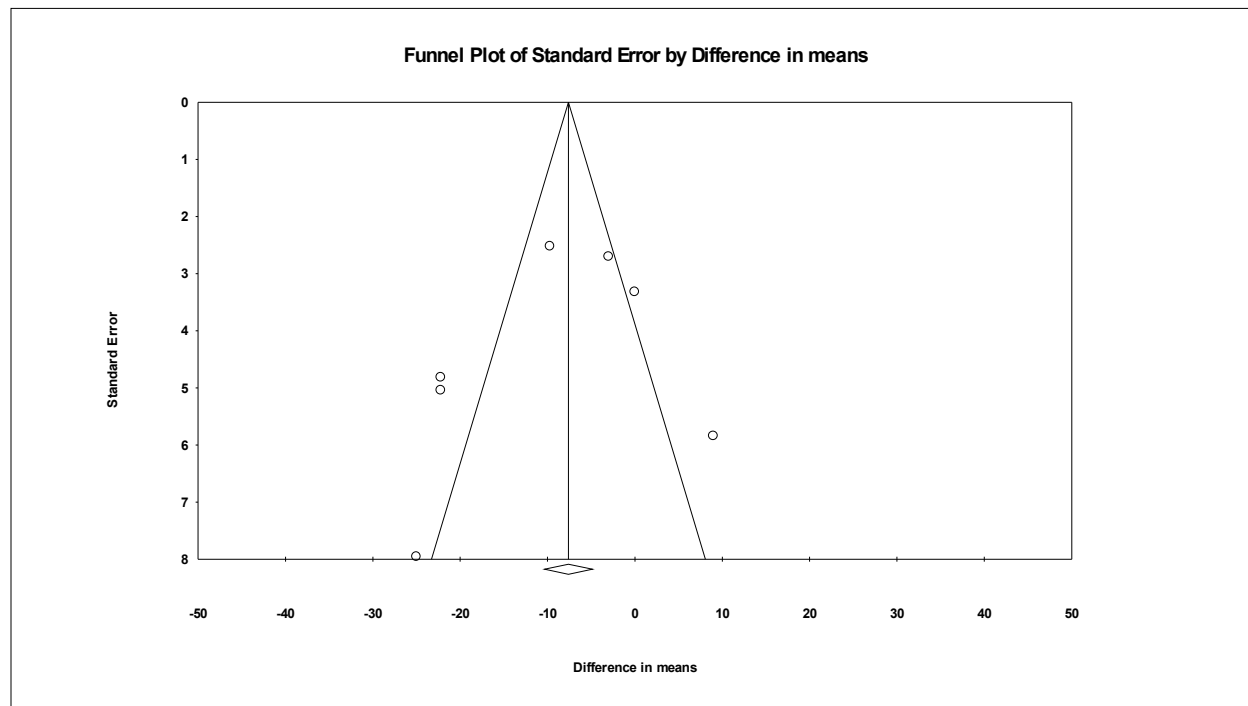


Figure G-54. Funnel plots of difference in HDL-c mean percentage change from baseline for niacin plus statin therapy compared with statin monotherapy, in all participants

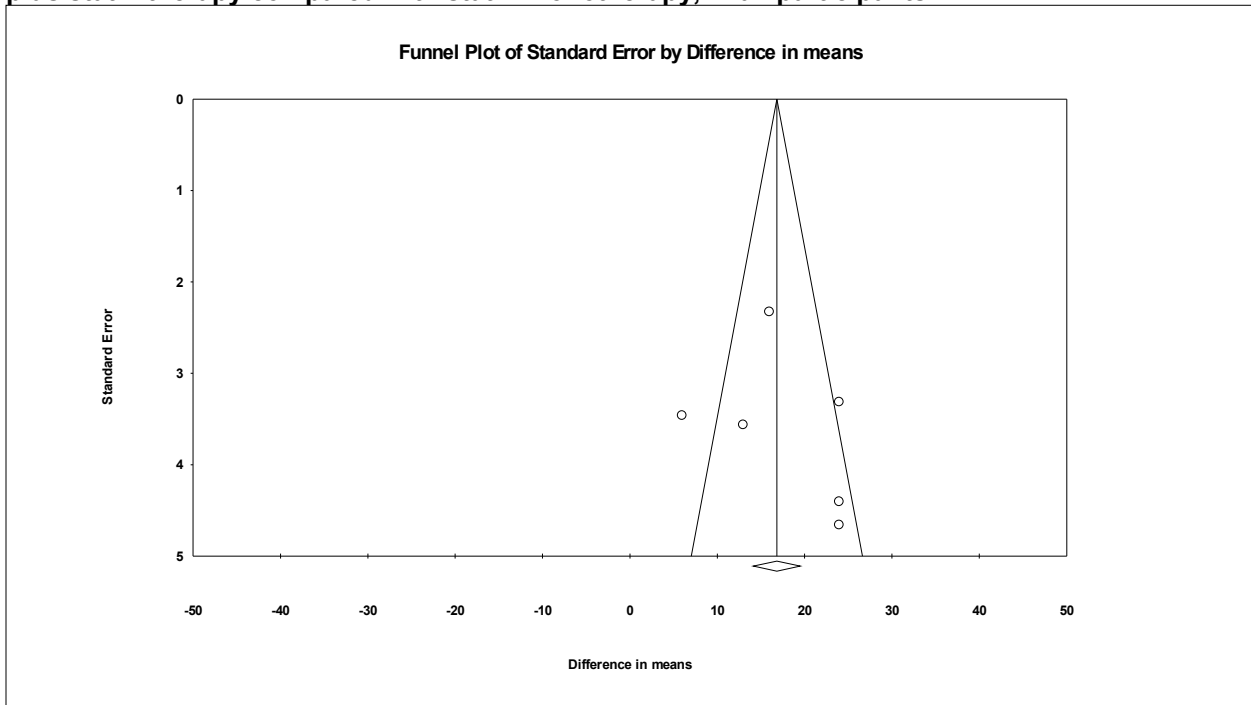


Figure G-55. Funnel plot of incidence of participants experiencing an adverse event, for niacin plus statin therapy compared with statin monotherapy, in all participants

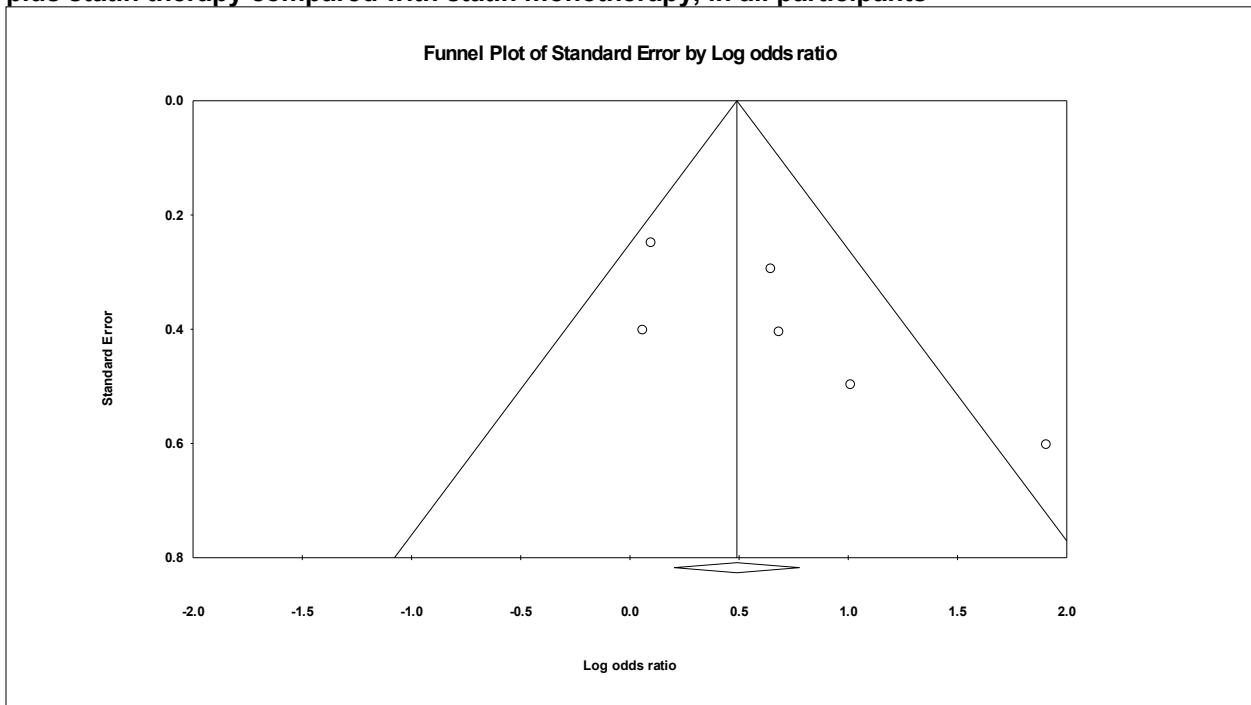
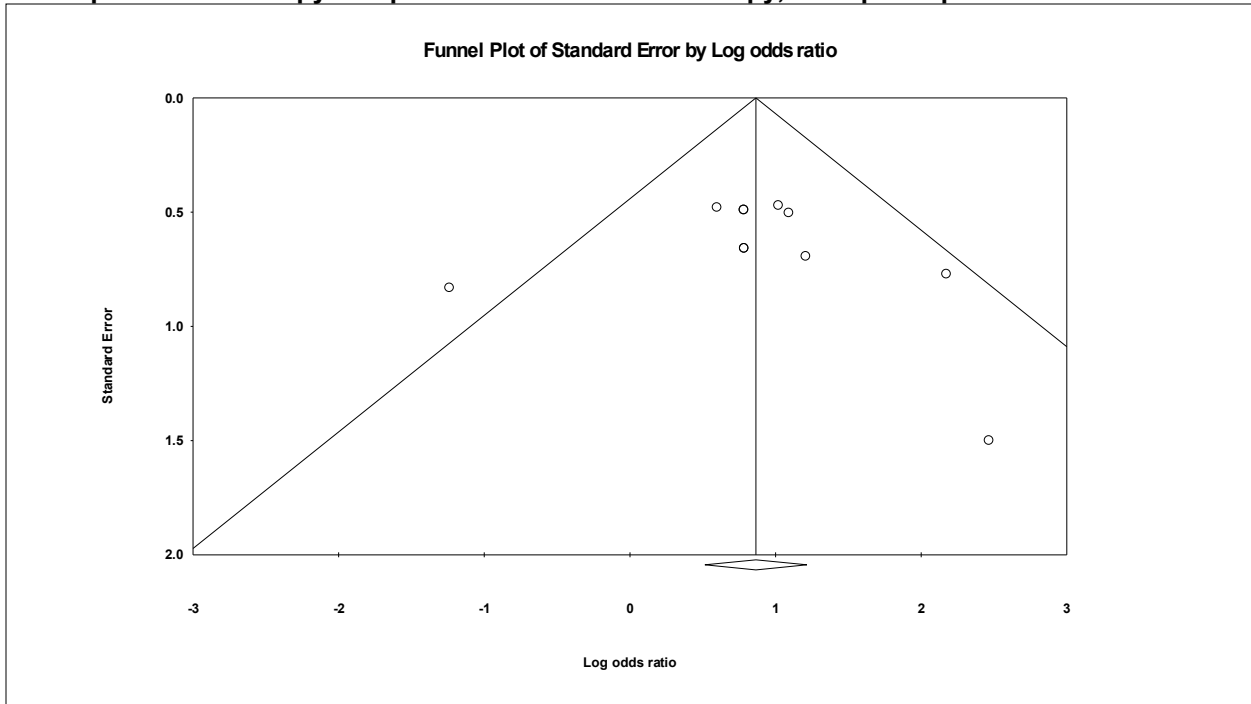
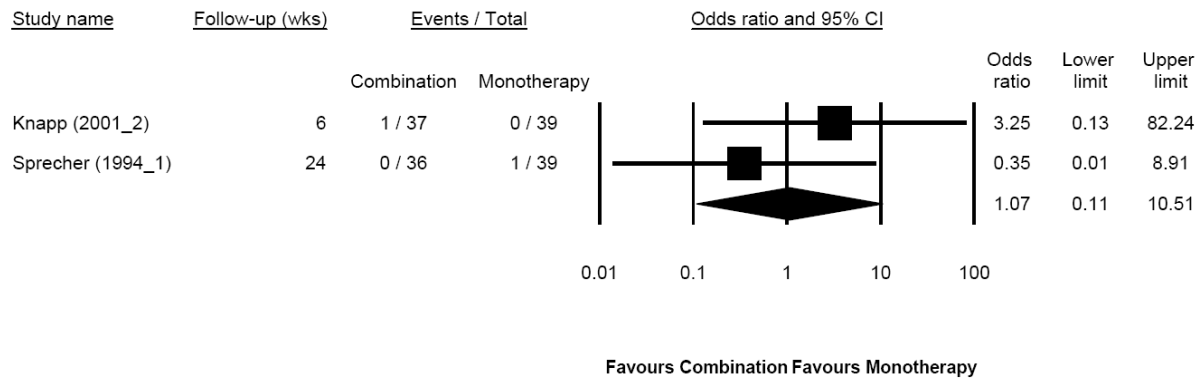


Figure G-56. Funnel plot of incidence of withdrawal from treatment due to an adverse event, for niacin plus statin therapy compared with statin monotherapy, in all participants



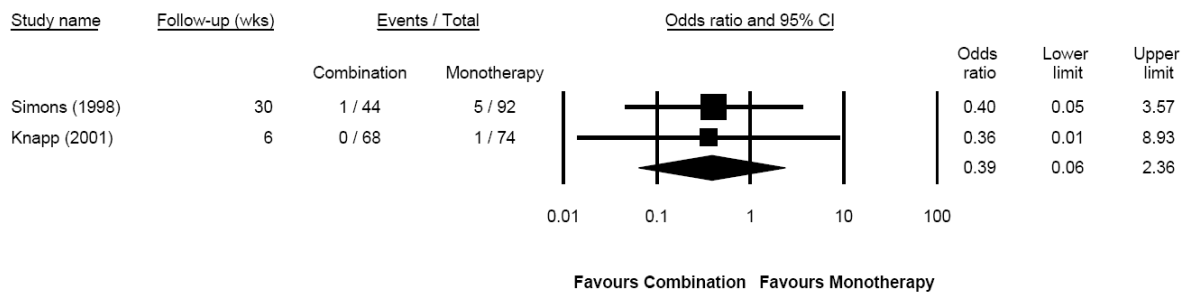
Forest and Funnel Plots: Bile Acid Sequestrant (BAS) - Statin Combination Therapy versus Statin Monotherapy

Figure G-57. Forest plot of all-cause mortality for BAS plus statin therapy compared with statin monotherapy, in all participants



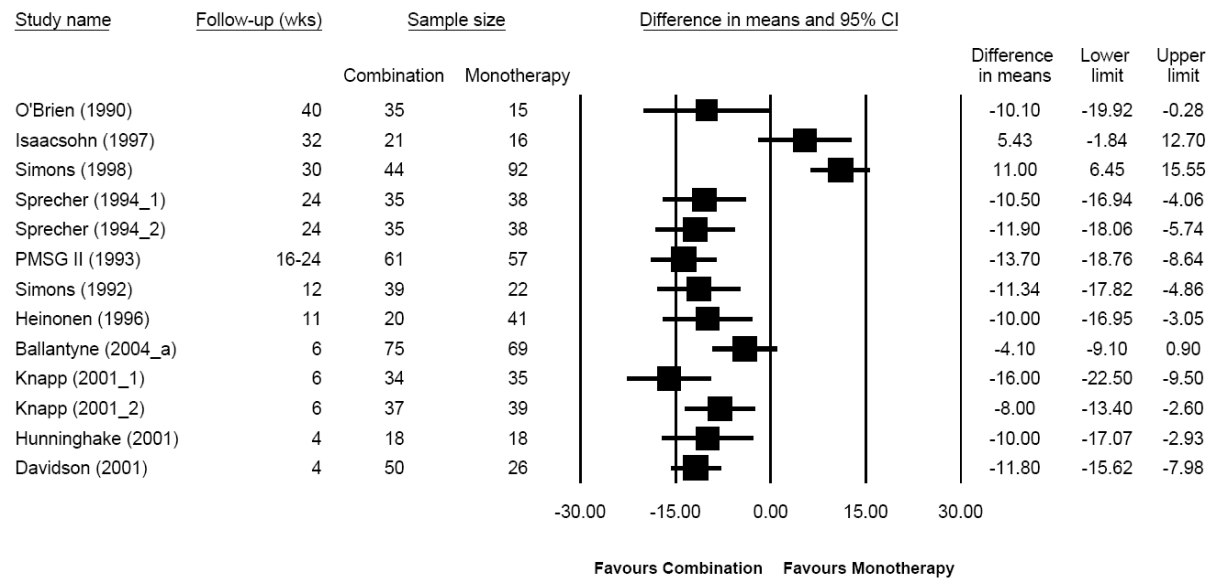
$I^2 = 0$

Figure G-58. Forest plot of serious adverse events for BAS plus statin therapy compared with statin monotherapy, in all participants



$I^2 = 0$

Figure G-59. Forest and funnel plots with Egger's regression test, of difference in LDL-c mean percentage change from baseline, for BAS plus statin therapy compared with statin monotherapy in all participants



$I^2 = 87.98$

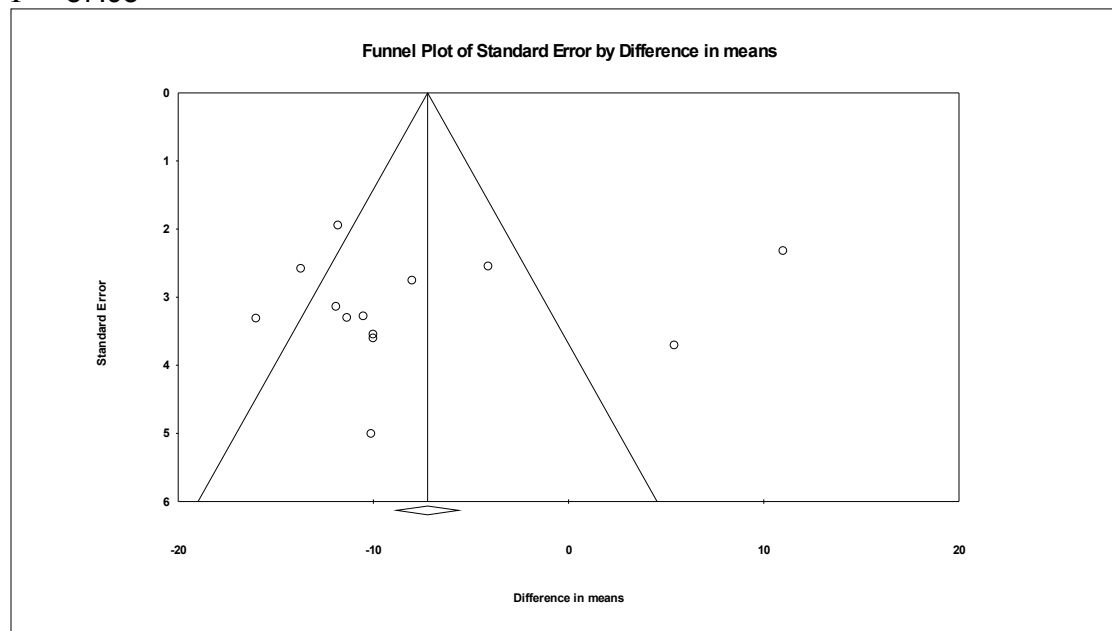
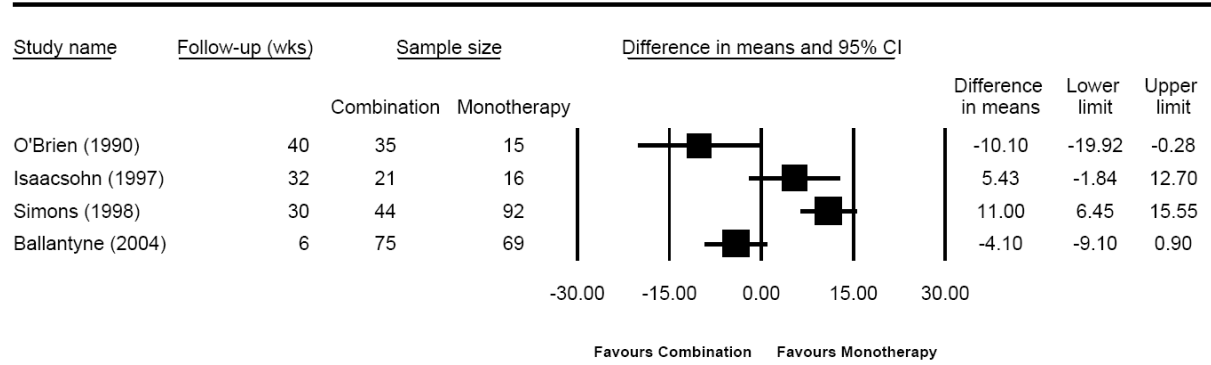
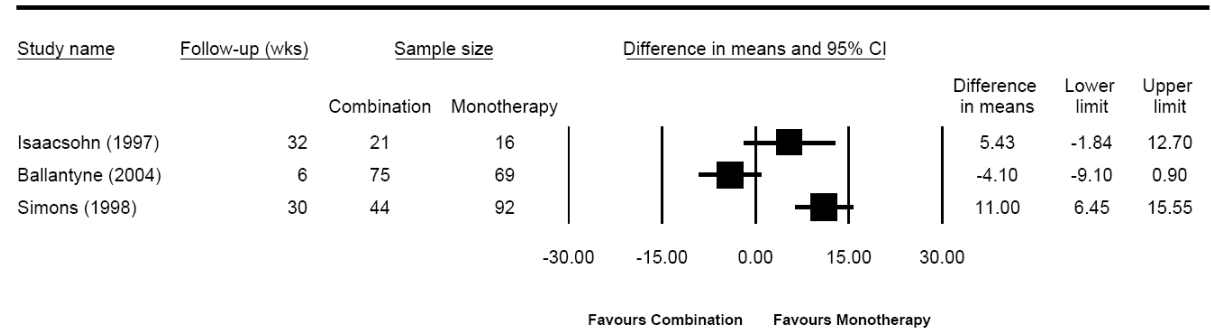


Figure G-60. Forest plot of difference in LDL-c mean percentage change from baseline for BAS plus statin therapy compared with statin monotherapy, in participants requiring intensive lipid lowering therapy



$I^2 = 88.84$

Figure G-61. Forest plot of difference in LDL-c mean percentage change from baseline, for BAS plus statin therapy compared with statin monotherapy, in participants with LDL-c above 190 mg/dL



$I^2 = 89.61$

Figure G-62. Funnel plot of treatment adherence on participants BAS plus statin therapy compared with statin monotherapy, in all participants

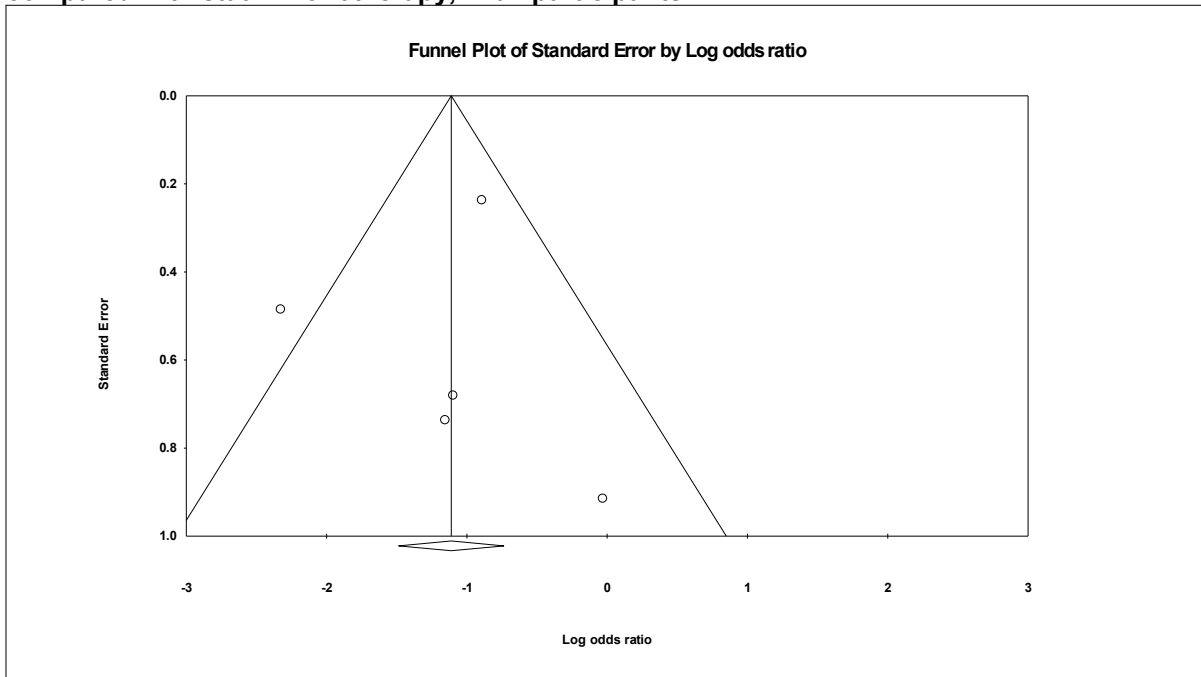


Figure G-63. Funnel plot of participants with adverse events for BAS plus statin therapy compared with statin monotherapy, in all participants

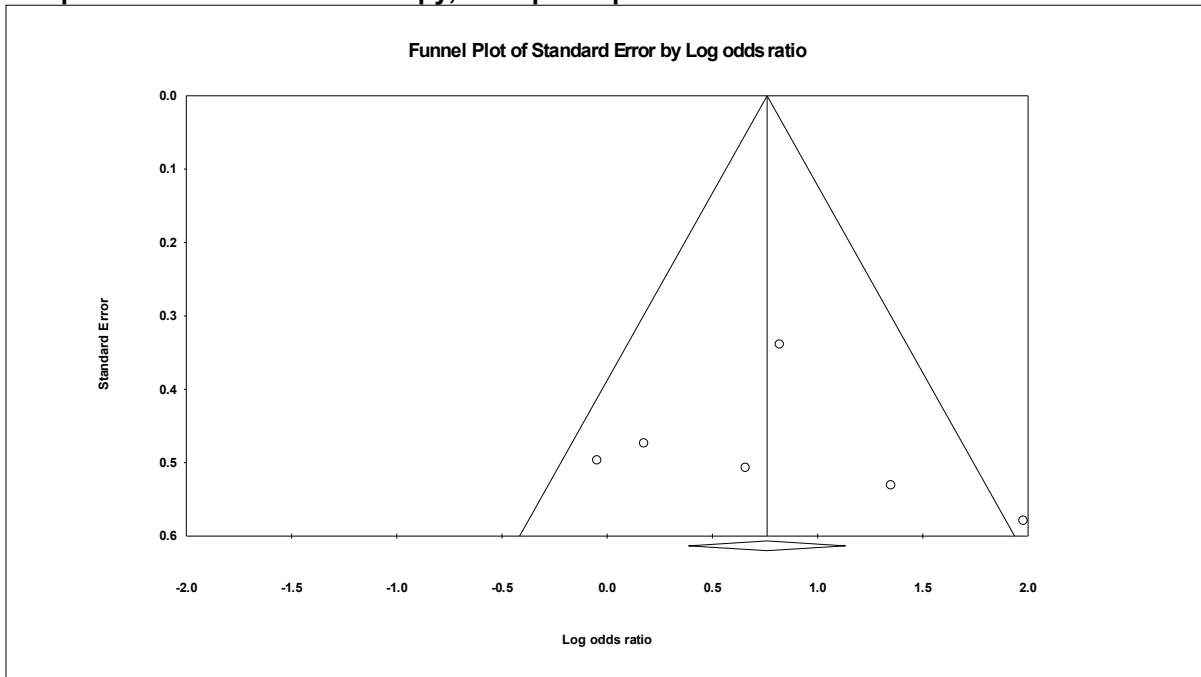
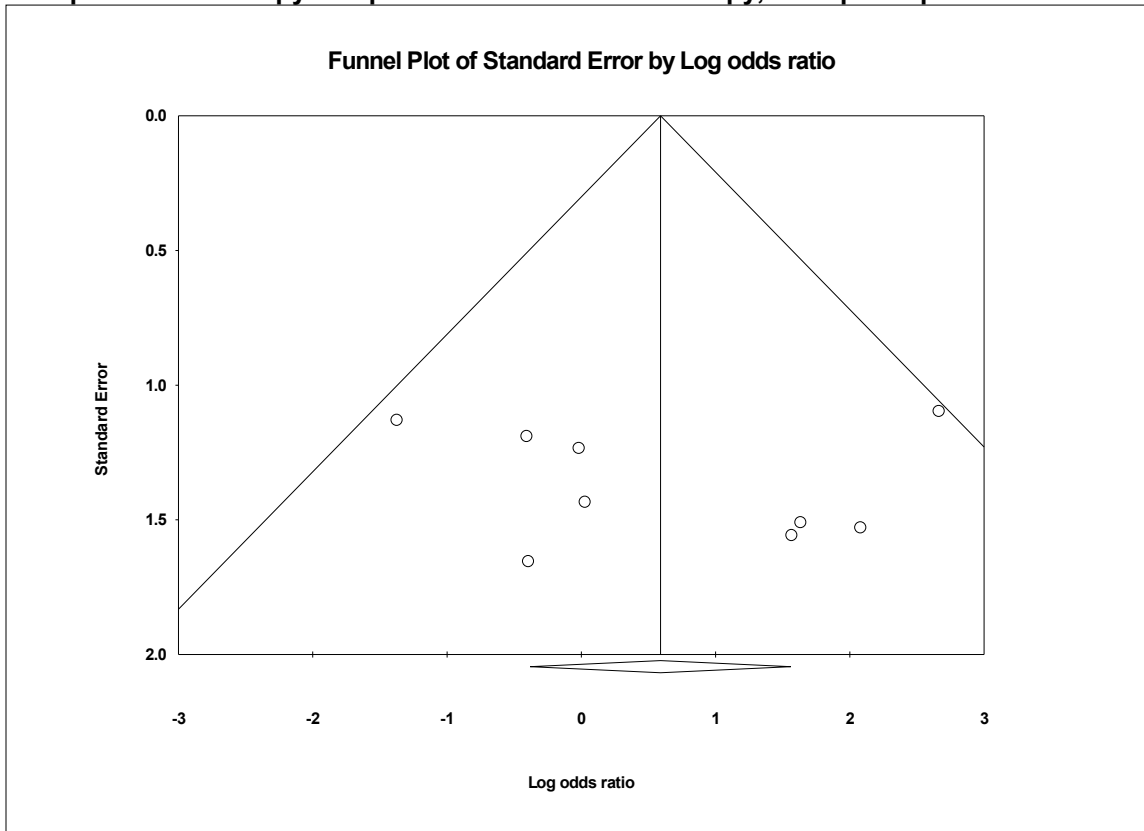
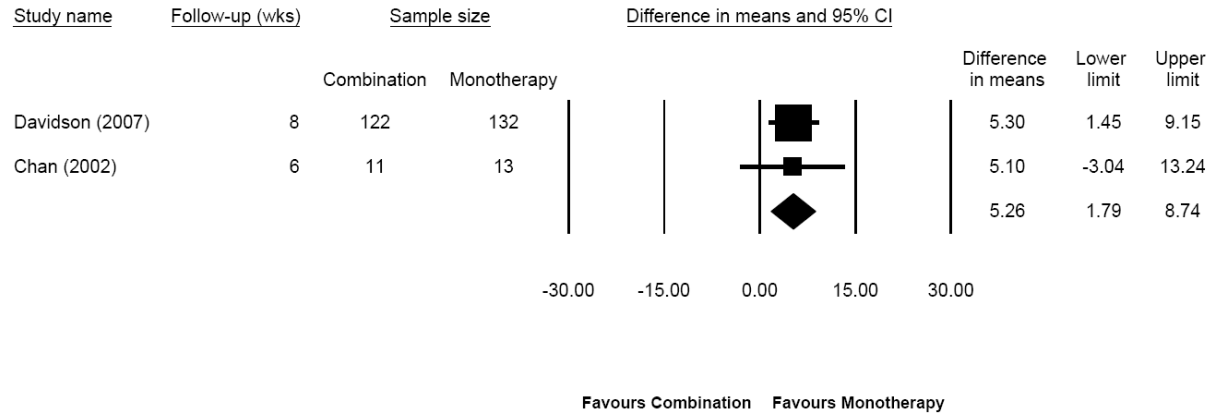


Figure G-64. Funnel plot of participants withdrawing from treatment due to adverse events for BAS plus statin therapy compared with statin monotherapy, in all participants



Forest Plot: Omega-3 Fatty Acid - Statin Combination Therapy versus Statin Monotherapy

Figure G-65. Forest plot of difference in LDL-c mean percentage change from baseline for omega-3 fatty acid plus statin therapy compared with statin monotherapy, in all participants



$I^2 = 0$

Appendix H: GRADE Tables, Assessing the Evidence

The following is compiled from GRADEProfiler software (version 3.2) and reproduced with permission, for convenience of the reader. A handbook with all recommendations can be found in: Schünemann H, Brozek J, Oxman A, editors. *GRADE handbook for grading quality of evidence and strength of recommendation. Version 3.2* [updated March 2008]. The GRADE Working Group, 2008. Available from <http://www.cc-ims.net/gradepr>.

GRADE Working Group: Grades of Evidence

High quality: Further research is very unlikely to change our confidence in the estimate of effect.

Moderate quality: Further research is likely to have an important impact on our confidence in the estimate of effect and may change the estimate.

Low quality: Further research is very likely to have an important impact on our confidence in the estimate of effect and is likely to change the estimate.

Very low quality: We are very uncertain about the estimate.

GRADE Working Group: Rating the Quality of Evidence

Limitations to Evidence

Parameters	Rated as NO limitation	Rated as SERIOUS limitation	Rated as VERY SERIOUS limitation
Limitation in design	Negligible limitation	This may downgrade the quality of evidence by 1 level	This may downgrade the quality of evidence by 2 levels
Inconsistency			
Indirectness			
Imprecision			
Publication bias			

Explanation of Parameters

Parameter 1: Limitations to design of randomized controlled trials

Limitation	Explanation
Lack of allocation concealment	Those enrolling patients are aware of the group to which the next enrolled patient will be allocated (major problem in “pseudo” or “quasi” randomized trials with allocation by day of week, birth date, chart number etc.)
Lack of blinding	Patient, caregivers, those recording outcomes, those adjudicating outcomes, or data analysts are aware of the arm to which patients are allocated
Incomplete accounting of patients and outcome events	Loss to follow-up and failure to adhere to the intention to treat principle when indicated
Selective outcome reporting	Reporting of some outcomes and not others on the basis of the results
Other limitations	For example: <ul style="list-style-type: none"> • stopping early for benefit observed in randomized trials, in particular in the absence of adequate stopping rules • use of unvalidated patient-reported outcomes • carry-over effects in cross-over trials • recruitment bias in cluster-randomized trials

Parameter 2: Inconsistency of results or unexplained heterogeneity

When heterogeneity exists, but investigators fail to identify a plausible explanation, the quality of evidence should be downgraded by one or two levels, depending on the magnitude of the inconsistency in the results.

Inconsistency may arise from differences in:

- populations (e.g. drugs may have larger relative effects in sicker populations)
- interventions (e.g. larger effects with higher drug doses)
- outcomes (e.g. diminishing treatment effect with time).

Parameter 3: Indirectness of evidence (*note: Indirect comparisons were not made in the present work*)

1. Indirect comparison – occurs when a comparisons of intervention A versus B is not available, but A was compared with C and B was compared with C. Such studies allow indirect comparisons of the magnitude of effect of A versus B. Such evidence is of lower quality than head-to-head comparisons of A and B would provide.
2. Indirect population, intervention, comparator, or outcome – the question being addressed by the guideline panel or by the authors of a systematic review is different from the available evidence regarding the population, intervention, comparator, or an outcome.

Parameter 4: Imprecision of results [dichotomous outcomes]

GRADE Working Group suggest downgrading the quality of evidence for any of the following three reasons:

1. total (cumulative) sample size is lower than the calculated “optimal information size” (OIS). OIS represents the number of patients generated by a conventional sample size calculation specifying a particular alpha and beta error, relative risk reduction, and baseline event rate.
2. total number of events is less than 300.
3. 95% confidence interval (or alternative estimate of precision) around the pooled or best estimate of effect includes both negligible effect and appreciable benefit or appreciable harm. GRADE suggests that threshold for "appreciable benefit" or "appreciable harm" that should be considered for downgrading is a relative risk reduction (RRR) or relative risk increase (RRI) greater than 25%.

Parameter 5: Publication bias

Publication bias arises when investigators fail to report studies they have undertaken (typically those that show no effect). Methods to detect the possibility of publication bias in systematic reviews exist, although authors of the reviews must often guess about the likelihood of publication bias. A prototypical situation that should elicit suspicion of publication bias occurs

when published evidence is limited to a small number of trials, all of which are showing benefits of the studied intervention.

The following abbreviations apply to all GRADE tables in Appendix H: ATP III LDL-c goals = Adult Treatment Panel low density lipoprotein cholesterol goals (of the National Cholesterol Education Program), OR = odds ratio, BAS = Bile acid sequestrants, CI = confidence interval, LDL-c = low density lipoprotein cholesterol, HC = hypercholesterolemia, CAD = coronary artery diseases, CHD = coronary heart diseases, T2DM = type 2 diabetes mellitus

Operationalization of Parameters

Parameters	Rated as NO limitation	Rated as SERIOUS limitation	Rated as VERY SERIOUS limitation
Limitation in design	<ul style="list-style-type: none"> • Adequate allocation concealment • Adequate blinding procedure • Intention-to-treat analysis 	Not all parameters were fulfilled, although some studies reported adequate allocation concealment or blinding or ITT	All parameters were unclear or inadequate
Inconsistency	<ul style="list-style-type: none"> • No substantial heterogeneity (I-squared 50% or less) • Populations in need of intensive treatment and subgroups • Evidence-based on a single study 	<ul style="list-style-type: none"> • Not all parameters were fulfilled. For example, although analysis could be pooled for a common drug effect, populations were clinically diverse • Analysis of various doses and statins were considered inconsistent 	Diverse population and Substantial statistical heterogeneity
Indirectness	<ul style="list-style-type: none"> • All studies were direct comparative trials • Populations in need of intensive treatment and subgroups 	<ul style="list-style-type: none"> • Analysis of various statin doses • Analysis in populations other than in need of intensive treatment or subgroups 	Not used in the current review
Imprecision	95% confidence interval around the pooled data (or single estimate) was precise	<ul style="list-style-type: none"> • Wide 95% confidence interval (or alternative estimate of precision) around the pooled or best estimate of effect and including both negligible effect and appreciable benefit or appreciable harm • No events reported in a particular outcome • If data not pooled and total number of events on evaluable participants were less than 300 	Very wide 95% confidence interval (or alternative estimate of precision) around the pooled or best estimate of effect and including both negligible effect and appreciable benefit or appreciable harm
Publication bias	Evidence based in more than 10 trials with nonsignificant Egger's test	Evidence is limited to 10 or fewer trials limiting interpretation of publication bias	Evidence based in more than 10 trials with significant Egger's test for asymmetry

Parameters not used	
----------------------------	--

Limitation in design	Selective reporting outcome and/or other limitations – as it was not collected in our review
Inconsistency	Outcomes were given the same strength, as we decided in 3 clinical outcomes and 1 surrogate outcome judge to be as relevant as the clinical outcomes
Indirectness	Outcomes were given the same strength, as we decided in 3 clinical outcomes and 1 surrogate outcome judge to be as relevant as the clinical outcomes
Imprecision	Total sample size being lower that the calculated OIS

GRADE: Ezetimibe-Statin Combination Therapy Compared With Statin Monotherapy

Table H-1. GRADE: Ezetimibe-lower dose simvastatin combination therapy versus higher dose simvastatin monotherapy in participants requiring intensive lipid-lowering therapy

Quality assessment							Summary of findings				Quality	Importance
							No of patients		Effect			
No of studies	Design	Limitations	Inconsistency	Indirectness	Imprecision	Other considerations	Lower dose simvastatin-ezetimibe combination therapy	higher dose simvastatin monotherapy	Relative (95% CI)	Absolute		
All cause mortality (follow-up 12-24 weeks)												
2	randomised trial	very serious ¹	no serious inconsistency ²	no serious indirectness	very serious ¹	reporting bias ¹	0/214 (0%)	0/225 (0%)	not pooled	not pooled	VERY LOW	CRITICAL
Vascular death - not measured												
0	-	-	-	-	-	none	0/0 (0%)	0/0 (0%)	-	-		CRITICAL
Participants reaching ATP III LDL-c goals (follow-up 12-24 weeks)												
3	randomised trial ³	very serious ⁴	serious ⁵	no serious indirectness	very serious ⁵	reporting bias ⁴	198/256 (77.3%)	188/396 (47.5%)	not pooled	not pooled	VERY LOW	IMPORTANT

1 Two trials reporting no deaths during a 12-24 weeks followup.^{121,151} One of the trials reported an appropriate method of randomization,¹⁵¹ no trial described method of allocation concealment, double-blind procedure and intention-to-treat analysis.

2 Participants with T2DM on stable medication, some of whom had previously completed a simvastatin trial, with LDL-c > 100 mg/dl

3 Fixed and/or conditional titration

4 Three trials included.^{47,121,151} One 12-week trial described appropriate method of randomization, and performed an intention-to-treat analysis for ATP III target outcome.¹⁵¹ None of the trials described double-blind procedure. Participants required intensive lipid-lowering therapy because of T2DM^{121,151} and/or CHD risk equivalent.^{47,151}

5 Data could not be pooled because of significant heterogeneity (I-squared = 60%)

Table H-2. GRADE: Ezetimibe-statin combination therapy versus statin monotherapy in participants requiring intensive lipid-lowering therapy

Quality assessment							Summary of findings				Quality	Importance
No of studies	Design	Limitations	Inconsistency	Indirectness	Imprecision	Other considerations	No of patients		Effect			
							Ezetimibe-statin combination therapy	statin monotherapy	Relative (95% CI)	Absolute		
All cause mortality (follow-up 6-24)												
14 ¹	randomised trial	serious ^{1,2}	serious ²	serious ²	serious ³	none	6/3122 (0.2%)	9/3153 (0.3%)	OR 0.61 (0.22 to 1.71)	1 fewer per 1000 (from 2 fewer to 2 more)	VERY LOW	CRITICAL
Vascular death (follow-up mean 96 weeks)												
1	randomised trial	serious ⁴	no serious inconsistency	serious ⁴	serious ⁴	reporting bias ⁴	2/357 (0.6%)	1/363 (0.3%)	OR 1.98 (0.21 to 19.14) ⁵	3 more per 1000 (from 2 fewer to 51 more)	VERY LOW	CRITICAL
Participants reaching ATP III LDL-c goals (follow-up 6-24 weeks)												
18	randomised trial	serious ⁶	very serious ^{6,7}	serious ⁶	serious ⁷	none	3509/4265 (82.3%)	1833/3466 (52.9%)	not pooled	not pooled	VERY LOW	IMPORTANT

1 Seven trials reported no deaths.^{114,116,121,140,151,159,193}

2 One long-term¹²¹ and 13 short-term trials comparing different statins and different doses were included; funnel plot did not show significant asymmetry.^{114-116,118,140,142-144,149,151,159,193,194}

3 Six trials reported adequate allocation concealment,^{118,144,149,159,193,194} four reported an appropriate double-blind procedure,^{114-116,159} and one reported intention-to-treat analyses.¹⁴⁰

4 Wide confidence intervals in each single trial and pooled data

5 Single 96 weeks study comparing same dose statin in both arms.⁴² Study reported adequate allocation concealment and three vascular deaths.⁴² Double-blind, and intention-to-treat analysis procedures were not reported.⁴²

6 Peto OR

7 Eighteen short-term trials comparing different statins and different doses were included; funnel plot did not show significant asymmetry.^{47,112,114-118,121,140,142,144,148,149,151,167,168,193,194}

8 Seven trials reported an adequate allocation concealment,^{117,118,144,148,149,193,194} four appropriate double-blind procedure,^{114-116,148} and four reported intention-to-treat analyses.^{140,148,151,168}

9 Results not pooled because of significant heterogeneity (I-squared 90%). Participants required intensive lipid-lowering therapy because of primary HC (8 studies), HC with CAD (3 studies), CHD risk equivalent (3 studies), and DM (4 studies)

Table H-3. GRADE: Ezetimibe-statin combination therapy versus statin monotherapy in participants with baseline LDL-c > 190 mg/dL

Quality assessment							Summary of findings				Importance	
No of studies	Design	Limitations	Inconsistency	Indirectness	Imprecision	Other considerations	No of patients		Effect			Quality
							Ezetimibe-statin combination therapy	statin monotherapy	Relative (95% CI)	Absolute		
All cause mortality - not measured												
0	-	-	-	-	-	none	-	-	-	-		CRITICAL
Vascular death (follow-up mean 96 weeks)												
1	randomised trial	serious ¹	no serious inconsistency	serious ¹	serious ¹	reporting bias ¹	2/357 (0.6%)	1/363 (0.3%)	OR 1.98 (0.21 to 19.14) ²	3 more per 1000 (from 2 fewer to 51 more)	VERY LOW	CRITICAL
Participants reaching ATP III LDL-c goals - not measured												
0	-	-	-	-	-	None	-	-	-	-		IMPORTANT

¹ Single 96 weeks study comparing same dose statin in both arms. ⁴² Study reported adequate allocation concealment and three vascular deaths. ⁴² Double-blind, and intention-to-treat analysis procedures were not reported. ⁴²

² Peto OR

Table H-4. GRADE: Ezetimibe-statin combination therapy versus statin monotherapy in participants with diabetes mellitus

Quality assessment							Summary of findings					Importance
No of studies	Design	Limitations	Inconsistency	Indirectness	Imprecision	Other considerations	No of patients		Effect		Quality	
							Ezetimibe-statin combination therapy	statin monotherapy	Relative (95% CI)	Absolute		
All cause mortality (follow-up 6-24 weeks)												
6	randomised trial	serious ¹	serious ¹	serious ¹	serious ²	reporting bias ¹	2/1509 (0.1%)	4/1507 (0.3%)	OR 0.40 (0.08 to 2.09)	2 fewer per 1000 (from 3 fewer to 3 more)	VERY LOW	CRITICAL
Vascular death - not measured												
0	-	-	-	-	-	None	-	-	-	-		CRITICAL
Participants reaching ATP III LDL-c goals (follow-up 6-24 weeks)												
9	randomised trial	serious ³	very serious ^{3,4}	serious ³	serious ⁴	reporting bias ³	2055/2474 (83.1%)	1074/1866 (57.6%)	not pooled	not pooled	VERY LOW	IMPORTANT

1 A 24-week trial with unclear allocation concealment, double-blind procedure and no intention-to-treat analysis reported no deaths.¹²¹ Data from five 6-12 week trials reporting 6 deaths were pooled.^{118,144,149,193,194} All 6-12 week trials reported adequate allocation concealment, none reported double-blind procedure or intention-to-treat analysis. Included trials compared different statins and different doses.

2 Wide confidence intervals in each single trial and pooled data

3 Nine 6-24 week trials comparing different statins and different doses were included.^{115,117,118,121,144,149,167,193,194} Six trials reported adequate allocation concealment,^{117,118,144,193,194,259} one reported appropriate double-blind procedure,¹¹⁵ and none performed intention-to-treat analysis.

4 Short-term trials with significant heterogeneity (I-squared = 91%)

Table H-5. GRADE: Ezetimibe-statin combination therapy versus statin monotherapy in participants with established vascular disease

Quality assessment							Summary of findings				Importance	
No of studies	Design	Limitations	Inconsistency	Indirectness	Imprecision	Other considerations	No of patients		Effect			Quality
							Ezetimibe-statin combination therapy	statin monotherapy	Relative (95% CI)	Absolute		
All cause mortality (follow-up 6-12 weeks)												
6	randomised trial	serious ¹	serious ¹	serious ¹	serious ²	reporting bias ¹	4/970 (0.4%)	6/993 (0.6%)	OR 0.66 (0.19 to 2.31)	2 fewer per 1000 (from 5 fewer to 8 more)	VERY LOW	CRITICAL
Vascular death - not measured												
0	-	-	-	-	-	None	-	-	-	-		CRITICAL
Participants reaching ATP III LDL-c goals (follow-up 6-12 weeks)												
6	randomised trial	serious ³	very serious ^{3,4}	serious ³	serious ⁴	reporting bias ⁴	785/956 (82.1%)	346/966 (35.8%)	not pooled	not pooled	VERY LOW	IMPORTANT

1 Six short-term trials comparing different statins and different doses were included,^{114-116,140,143,149} three trials reported no deaths.^{114,116,140} One trial reported adequate allocation concealment,¹⁴⁹ three reported appropriate double-blind procedure,¹¹⁴⁻¹¹⁶ and one performed intention-to-treat analysis.¹⁴⁰

2 Wide confidence intervals in each single trial and pooled data.

3 Six short-term trials comparing different statins and different doses were included,^{114-116,140,149,168} three trials reported no deaths.^{114,116,140} One trial reported adequate allocation concealment,¹⁴⁹ three reported appropriate double-blind procedure,¹¹⁴⁻¹¹⁶ and two performed intention-to-treat analysis.^{140,168}

4 All studies favored combination therapy, however, due to significant heterogeneity (I-squared 72%) data was not pooled.

Table H-6. GRADE: Ezetimibe-statin combination therapy versus statin monotherapy in participants of African descent

Quality assessment							Summary of findings					Importance
No of studies	Design	Limitations	Inconsistency	Indirectness	Imprecision	Other considerations	No of patients		Effect		Quality	
							Ezetimibe-statin combination therapy	statin monotherapy	Relative (95% CI)	Absolute		
All cause mortality (follow-up mean 12 weeks)												
1	randomised trial ¹	serious ^{1,2}	no serious inconsistency	serious ²	very serious ¹	reporting bias ¹	0/124 (0%)	0/123 (0%)	-	-	VERY LOW	CRITICAL
Vascular death - not measured												
0	-	-	-	-	-	None	-	-	-	-		CRITICAL
Participants reaching ATP III LDL-c goals (follow-up mean 6 weeks)												
1	randomised trial	very serious ³	no serious inconsistency	serious ³	no serious imprecision	reporting bias ³	85/135 (63%)	24/73 (32.9%)	OR 3.47 (1.9 to 6.33)	437 more per 1000 (from 201 more to 683 more)	VERY LOW	IMPORTANT

1 A single RCT with no deaths in combination or monotherapy was identified¹¹¹

2 A 12 week trial comparing the same dose of simvastatin in both arms, with an adequate allocation concealment and double-blind procedure, no intention-to-treat analysis¹¹¹

3 Data from a sub-group population of a single 6 weeks trial comparing mixed statins in combination and monotherapy.¹¹⁷ Main RCT with adequate allocation concealment; double blind procedure not described, no intention-to-treat analysis performed.¹¹⁷

Table H-7. GRADE: Ezetimibe-statin combination versus statins monotherapy in participants of Hispanic descent

Quality assessment							Summary of findings					Importance
No of studies	Design	Limitations	Inconsistency	Indirectness	Imprecision	Other considerations	No of patients		Effect		Quality	
							Ezetimibe-statin combination therapy	statin monotherapy	Relative (95% CI)	Absolute		
All cause mortality - not measured												
0	-	-	-	-	-	None	-	-	-	-		CRITICAL
Vascular death - not measured												
0	-	-	-	-	-	None	-	-	-	-		CRITICAL
Participants reaching ATP III LDL-c goals (follow-up mean 6 weeks)												
1	randomised trial	very serious ¹	no serious inconsistency	serious ¹	serious	reporting bias ¹	46/71 (64.8%)	8/42 (19%)	OR 7.82 (3.14 to 19.45)	576 more per 1000 (from 271 more to 854 more)	VERY LOW	IMPORTANT

¹ Data from a sub-group population of a single 6 weeks trial comparing mixed statins in combination and monotherapy.¹¹⁷ Main RCT with adequate allocation concealment; double blind procedure not described, no intention-to-treat analysis performed.¹¹⁷

Table H-8. GRADE: Ezetimibe-statin combination versus statins monotherapy in female participants

Quality assessment							Summary of findings					Importance
No of studies	Design	Limitations	Inconsistency	Indirectness	Imprecision	Other considerations	No of patients		Effect		Quality	
							Ezetimibe-statin combination	statin monotherapy	Relative (95% CI)	Absolute		
All cause-mortality (follow-up 4-12 weeks)												
2	randomised trial	serious ¹	serious ¹	serious ¹	very serious ^{1,2}	reporting bias ¹	1/72 (1.4%)	1/56 (1.8%)	OR 0.95 (0.06 to 15.75)	1 fewer per 1000 (from 17 fewer to 208 more)	VERY LOW	CRITICAL
Vascular death - not measured												
0	-	-	-	-	-	None	-	-	-	-		CRITICAL
Participants reaching ATP III LDL-c goals (follow-up 6-12 weeks)												
2	randomised trial	very serious ³	very serious ^{3,4}	serious ³	very serious ⁴	reporting bias ³	74/96 (77.1%)	30/93 (32.3%)	not pooled	not pooled	VERY LOW	IMPORTANT

1 Data analyzed is a sub-group of the whole trial population. A 4-week trial described adequate allocation concealment, double blind procedure and performed intention-to-treat analysis.¹⁶⁹ A 12-week trial described an adequate allocation concealment, but did not report double-blind procedure or performed intention-to-treat analysis.¹⁴⁹ Trials compared different statins and different statin doses.

2 Wide confidence interval.

3 A sub-group of two trials provided data for this outcome.^{114,149} One trial described an appropriate allocation concealment,¹⁴⁹ one described an appropriate double-blind procedure,¹¹⁴ and none performed an intention-to-treat analysis. Trials compared different statins and different statin doses.

4 Data could not be pooled because of significant heterogeneity (I-squared = 87%)

Table H-9. GRADE: Ezetimibe-lower dose simvastatin combination therapy versus higher dose simvastatin monotherapy in all participants

Quality assessment							Summary of findings				Quality	Importance
No of studies	Design	Limitations	Inconsistency	Indirectness	Imprecision	Other considerations	No of patients		Effect			
							Lower dose simvastatin-ezetimibe combination therapy ¹¹	higher dose simvastatin monotherapy	Relative (95% CI)	Absolute		
All cause mortality (follow-up 4-24 weeks)												
3	randomised trial	serious ^{1,2}	serious ²	serious ²	very serious ¹	reporting bias ¹	0/248 (0%)	0/291 (0%)	not pooled	not pooled	VERY LOW	CRITICAL
Vascular death (follow-up mean 12 weeks)												
1	randomised trial	serious ³	no serious inconsistency	no serious indirectness	very serious ⁴	reporting bias ³	1/119 (0.8%)	0/123 (0%)	OR 8.05 (0.16 to 407.27) ⁵	0 more per 1000 (from 0 fewer to 0 more)	VERY LOW	CRITICAL
Serious adverse events (follow-up 4-24 weeks)												
3	randomised trial	serious ⁶	serious ⁷	no serious indirectness	serious ⁴	reporting bias ⁶	31/530 (5.8%)	13/397 (3.3%)	OR 1.64 (0.85 to 3.19)	20 more per 1000 (from 5 fewer to 66 more)	VERY LOW	CRITICAL
Participants reaching ATP III LDL-c goals (follow-up 12-24 weeks)												
3	randomised trial	very serious ⁸	serious ^{9,10}	no serious indirectness	very serious ¹⁰	reporting bias ⁸	198/256 (77.3%)	188/396 (47.5%)	not pooled	not pooled	VERY LOW	IMPORTANT

1 Three 4-24 week trials were included and reported no deaths.^{121,151,169} Two trials described an appropriate method of randomization.^{151,169} One 4-week trial described adequate allocation concealment, double-blind procedure, and reported an intention-to-treat analysis.¹⁶⁹

2 Two trials reported that all participants diagnosed with T2DM on stable medication.^{121,151} In the third trial, participants of mixed 10 year CHD risk, with primary hyperlipidemia (LDL-c >=130 mg/dL) not controlled on simvastatin 20 mg/day.¹⁶⁹

3 One 12 week trial reported one vascular death.¹³⁰ This trial had an adequate allocation concealment and double-blind procedure, and did not perform an intention-to-treat analysis. However, only 2 of the 8 arms in this trial contributed data for this outcome¹³⁰

4 Wide confidence interval.

5 Peto OR

6 Three 4-24 week trials were included.^{47,121,169} One 4 week trial described adequate allocation concealment, double-blind procedure, and reported an intention-to-treat analysis.¹⁶⁹ All participants required intensive lipid-lowering therapy because of T2DM¹²¹ or CHD risk equivalent.^{47,151}

7 One trial reported that all participants diagnosed with T2DM on stable medication.¹²¹ In two trials, participants of mixed 10 year CHD risk.^{47,169}

8 Three trials included.^{47,121,151} One 12-week trial described adequate allocation concealment, and performed an intention-to-treat analysis.¹⁵¹ None of the trials described appropriate double-blind procedure. All participants required intensive lipid-lowering therapy because of T2DM^{121,151} or CHD risk equivalent.^{47,151}

9 Two trials reported that all participants diagnosed with T2DM on stable medication.^{121,151} In one trial, participants of mixed 10 year CHD risk.⁴⁷

10 Data could not be pooled because of significant heterogeneity (I-squared = 60%)

11 Fixed and/or conditional titration

Table H-10. GRADE - Ezetimibe-statin combination therapy versus statin monotherapy in all participants followed for more than 24 weeks

Quality assessment							Summary of findings				Quality	Importance
No of studies	Design	Limitations	Inconsistency	Indirectness	Imprecision	Other considerations	No of patients		Effect			
							Ezetimibe-statin combination therapy	statin monotherapy	Relative (95% CI)	Absolute		
All cause mortality (follow-up 24-52 weeks)												
4	randomised trial	very serious ¹	Serious ^{1,2}	Serious ¹	very serious ²	reporting bias ¹	3/942 (0.3%)	0/486 (0%)	OR 7.51 (0.38 to 147.37)	0 more per 1000 (from 0 fewer to 0 more)	VERY LOW	CRITICAL
Vascular death (follow-up 96 weeks)												
1	randomised trial	no serious limitations ³	no serious inconsistency	no serious indirectness	very serious ³	reporting bias ³	2/357 (0.6%)	1/363 (0.3%)	OR 1.98 (0.21 to 19.14)	3 more per 1000 (from 2 fewer to 51 more)	VERY LOW	CRITICAL
Serious adverse events (follow-up 24-52 weeks)												
6	randomised trial	serious ⁴	serious ^{4,5,6}	serious ⁴	serious ⁶	reporting bias ⁴	137/1329 (10.3%)	54/564 (9.6%)	not pooled	not pooled	VERY LOW	CRITICAL
Participants reaching ATP III LDL-c goals - not measured												
0	-	-	-	-	-	None	-	-	-	-		IMPORTANT

1 Four 24-52 week trials comparing different statins and different statin doses were included,^{48,121,126,166} 3 reported no deaths.^{48,121,126} Two trials reported an adequate allocation concealment,^{48,166} one described an appropriate double-blind procedure,⁴⁸ and one trial performed an intention-to-treat analysis.¹⁶⁶

2 Results based on 3 deaths, and only one trial with analyzable data¹⁶⁶ In this trial, participants were diagnosed with renal disease and without definitive indication for cholesterol lowering

3 A 96 week trial reporting 3 vascular deaths comparing same dose statin in both arms was included.⁴² This trial reported an adequate allocation concealment and appropriate double-blind procedure, no intention-to-treat analysis was performed.⁴² All participants with familial hypercholesterolemia and LDL-c > 210 mg/dl.

4 Six trials comparing different statins and different statin doses were included.^{48,121,126,130,166,167} Three trials described adequate allocation concealment,^{48,130,166} and one trial described intention-to-treat analysis¹⁶⁶. An appropriate procedure for double-blinding was not described.

5 Participants of mixed risk in four trials,^{48,126,130,166} primary hypercholesterolemia,¹⁶⁷ or T2DM on stable medication.¹²¹

6 Results not pooled because of significant heterogeneity (I-squared = 56%)

Table H-11. GRADE - Ezetimibe-statin combination therapy versus statin monotherapy in all participants

Quality assessment							Summary of findings					Importance
No of studies	Design	Limitations	Inconsistency	Indirectness	Imprecision	Other considerations	No of patients		Effect		Quality	
							Ezetimibe-statin combination therapy	statin monotherapy	Relative (95% CI)	Absolute		
All cause mortality (follow-up 2-52 weeks)												
24	randomised trial	serious ¹	Serious ^{1,2}	serious ¹	serious ²	none	9/7867 (0.1%)	9/6540 (0.1%)	OR 0.95 (0.37 to 2.41) ³	0 fewer per 1000 (from 1 fewer to 1 more)	VERY LOW	CRITICAL
Vascular death (follow-up 12-96 weeks)												
2	randomised trial	very serious ⁴	serious ⁵	serious ⁵	very serious ⁴	reporting bias ⁴	3/596 (0.5%)	1/600 (0.2%)	OR 2.70 (0.38 to 19.2) ³	3 more per 1000 (from 1 fewer to 35 more)	VERY LOW	CRITICAL
Serious adverse events (follow-up 4-52)												
27	randomised trial	serious ⁶	serious ⁶	serious ⁶	no serious imprecision	none	297/7094(4.2%)	192/6369 (3%)	OR 1.08 (0.88 to 1.33)	3 more per 1000 (from 1 fewer to 35 more)	VERY LOW	CRITICAL
Participants reaching ATP III LDL-c goals (follow-up 6-24 weeks)												
23	randomised trial	serious ⁷	Very serious ^{7,8,9}	serious ⁷	serious ⁹	none	6992/8646 (80.9%)	4337/7298 (59.4%)	not pooled	not pooled	VERY LOW	IMPORTANT

1 Twenty four 2-52 week trials comparing different statins and different statin doses were included; funnel plot did not show significant asymmetry^{48,110,111,114-118,121,126,127,129,140,142-144,149,151,158,159,166,169,193,194} 16 trials reported no deaths.^{48,110,111,114,116,117,121,126,127,129,140,151,158,159,169,193} Eight trials described an adequate allocation concealment,^{118,144,149,158,159,166,169,194} 4 trials described an appropriate double-blind procedure,^{115,158,159,169} and 5 trials performed an intention-to-treat analysis.^{110,151,166,169,187}

2 Results based on mixed population with scarce number of deaths (18 in total), and all but one trial¹⁶⁶ had a short-term follow up.

3 Peto OR

4 Two 12-96 week trials reported 4 vascular deaths.^{42,130} Both studies reported an adequate allocation concealment, but did not describe an appropriate double-blind procedure, nor performed an intention-to-treat analysis.

5 One short-term trial was performed in a mixed risk population,¹³⁰ and one long-term trial in participants with familial hypercholesterolemia and LDL-c > 210 mg/dl.⁴² All trials have used simvastatin with different doses.

6 Twenty seven 2-52 week trials comparing different statins and different statin doses were included; funnel plot did not show significant asymmetry^{47,48,110-112,114-116,118,121,126,130,140,142-144,149,151,154,156,158,159,166-169,193} Three trials did not report any SAEs.^{110,158,168} Twelve trials described an adequate allocation concealment,^{48,111,118,130,144,149,154,158,159,166,169,193} 9 trials described appropriate double-blind procedure,^{48,111,114-116,154,158,159,169} and 6 trials described intention-to-treat analysis.^{110,140,156,166,168,169}

7 23 short-term trials comparing different statins and different statin doses were included; funnel plot did not show significant asymmetry.^{47,112,114-118,121,126,127,129,130,140,142,144,148,149,151,156,167,168,193,194} 9 trials described adequate allocation concealment,^{117,118,127,130,144,148,149,193,194} 4 trials described appropriate double-blind procedure,^{114-116,148} and 7 trials described intention-to-treat analysis.^{127,129,140,148,151,156,168}

8 Participants with mixed risk: vascular disease,¹¹² CAD,^{114-116,140} not ATP III target,^{117,118,167} CHD risk equivalent,^{47,142} DM.^{121,144,151,156,194} and primary hypercholesterolemia.^{126,127,129,130,148,149,168,193}

9 Results based only on short-term trials, with significant heterogeneity (I-squared = 93%)

GRADE: Fibrate-Statin Combination Therapy Compared With Statin Monotherapy

Table H-12. GRADE: Fenofibrate (67 mg/day)-Rosuvastatin (5-10 mg/day) combination therapy versus rosuvastatin (40 mg/day) in participants requiring intensive lipid-lowering therapy

Quality assessment							Summary of findings					Importance
No of studies	Design	Limitations	Inconsistency	Indirectness	Imprecision	Other considerations	No of patients		Effect		Quality	
							Fenofibrate (67 mg/day)-rosuvastatin (5-10 mg/day) combination therapy	rosuvastatin (40 mg/day) monotherapy	Relative (95% CI)	Absolute		
All cause mortality (follow-up 18 weeks)												
1	randomised trial	very serious ¹	no serious inconsistency	no serious indirectness	very serious ^{1,2}	reporting bias ²	1/113 (0.9%)	1/53 (1.9%)	OR 0.46 (0.03 to 7.57)	11 fewer per 1000 (from 18 fewer to 109 more)	VERY LOW	CRITICAL
Vascular death - not measured												
0	-	-	-	-	-	none	-	-	-	-		CRITICAL
Serious Adverse events - not reported												
0	-	-	-	-	-	none	-	-	-	-		CRITICAL
Participants reaching ATPIII LDL-c goals (follow-up 18 weeks)												
1	randomised trial	very serious ¹	no serious inconsistency	no serious indirectness	very serious ^{1,2}	reporting bias ²	83/113 (73.5%)	43/50 (86%)	OR 0.49 (0.2 to 1.22)	358 fewer per 1000 (from 630 fewer to 121 more)	VERY LOW	IMPORTANT

1 Single study with unclear allocation concealment, no intention-to-treat analysis reported, short-term follow-up, and very sparse number of events.¹²⁵

2 Only one of the 11 included trials compared lower dose statin combination with higher dose monotherapy. All participants were diagnosed with T2DM.¹²⁵

Table H-13. Fibrate-statin combination therapy versus statin monotherapy in participants requiring intensive lipid-lowering therapy

Quality assessment							Summary of findings					Importance
No of studies	Design	Limitations	Inconsistency	Indirectness	Imprecision	Other considerations	No of patients		Effect		Quality	
							all statins plus fibrates	statins monotherapy	Relative (95% CI)	Absolute		
All cause mortality (follow-up 18 weeks)												
1	randomised trial	very serious ¹	no serious inconsistency	no serious indirectness	very serious ¹	reporting bias ¹	1/113 (0.9%)	1/53 (1.9%)	OR 0.46 (0.03 to 7.57)	10 fewer per 1000 (from 18 fewer to 109 more)	VERY LOW	CRITICAL
Vascular death - not measured												
0	-	-	-	-	-	none	-	-	-	-		CRITICAL
Serious Adverse Events (follow-up 52 weeks)												
1	randomised trial	very serious ²	no serious inconsistency	serious ²	very serious ²	reporting bias ²	0/25 (0%)	0/23 (0%)	-	-	VERY LOW	CRITICAL
Participants reaching ATPIII LDL-c goals (follow-up 18-24 weeks)												
2	randomised trial	very serious ³	serious ⁵	serious ³	very serious ⁵	reporting bias ⁶	124/153 (81%)	75/90 (83.3%)	not pooled	not pooled	VERY LOW	IMPORTANT

1 Single study with unclear allocation concealment, no intention-to-treat analysis reported, short-term follow-up, and very sparse number of events.¹²⁵ All participants on the study had DM.

2 Single study comparing same dose of fluvastatin in both arms, with unclear allocation concealment, no intention-to-treat analysis reported. No SAEs were reported.¹²³

3 Two trials comparing different statins and different doses were included,^{125,161} none reported adequate allocation concealment or an appropriate double-blind procedure, one reported intention-to-treat analyses.¹⁶¹

4 All participants in both trials had diabetes mellitus.^{125,161}

5 Results based on two short-term trials, with significant heterogeneity (I-squared = 84%)

6 Results provided in only two out of 11 included trials.

Table H-14. GRADE: Fibrate-statin combination therapy versus statin monotherapy in participants with diabetes mellitus

Quality assessment							Summary of findings				Quality	Importance
No of studies	Design	Limitations	Inconsistency	Indirectness	Imprecision	Other considerations	No of patients		Effect			
							statins plus fibrates	statins monotherapy	Relative (95% CI)	Absolute		
All cause mortality (follow-up 18 weeks)												
1	randomised trial	very serious ¹	no serious inconsistency	no serious indirectness	very serious ^{1,2}	reporting bias ¹	1/113 (0.9%)	1/53 (1.9%)	OR 0.46 (0.03 to 7.57)	10 fewer per 1000 (from 18 fewer to 109 more)	VERY LOW	CRITICAL
Vascular death - not measured												
0	-	-	-	-	-	none	-	-	-	-		CRITICAL
Participants reaching ATPIII LDL-c goals (follow-up 18-24 weeks)												
2	randomised trial	very serious ³	Serious ⁴	serious ³	very serious ⁴	reporting bias ⁵	124/153 (81%)	75/90 (83.3%)	not pooled	not pooled	VERY LOW	IMPORTANT

1 Single study with unclear allocation concealment, no intention-to-treat analysis reported, short-term follow-up, and very sparse number of events.¹²⁵

2 Wide confidence interval.

3 Two trials comparing different statins and different doses were included,^{125,161} none reported adequate allocation concealment or an appropriate double-blind procedure, one reported intention-to-treat analyses.¹⁶¹

4 Results based on two short-term trials, with significant heterogeneity (I-squared = 84%)

5 Results provided in only two out of 11 included trials

Table H-15. GRADE - Fibrate-statin combination therapy versus statin monotherapy in all participants followed for more than 24 weeks

Quality assessment							Summary of findings				Quality	Importance
No of studies	Design	Limitations	Inconsistency	Indirectness	Imprecision	Other considerations	No of patients		Effect			
							Fibrate-statin combination therapy	statin monotherapy	Relative (95% CI)	Absolute		
All cause mortality (follow-up 48-92 weeks)												
1	randomised trial	very serious ¹	no serious inconsistency	serious ¹	very serious ¹	reporting bias ¹	0/14 (0%)	0/13 (0%)	-	-	VERY LOW	CRITICAL
Vascular death - not measured												
0	-	-	-	-	-	none	-	-	-	-		CRITICAL
Serious Adverse Events (follow-up 52 weeks)												
1	randomised trial	very serious ²	no serious inconsistency	serious ²	very serious ²	reporting bias ²	0/25 (0%)	0/23 (0%)	-	-	VERY LOW	CRITICAL
Participants reaching ATPIII LDL-c goals (follow-up 24 weeks)												
1	randomised trial	very serious ³	no serious inconsistency	serious ³	no serious imprecision	reporting bias ³	39/40 (97.5%)	32/40 (80%)	OR 9.75 (1.16 to 82.11)	1000 more per 1000 (from 84 more to 1000 more)	VERY LOW	IMPORTANT

1 Single 48-92 week trial same dose of pravastatin in both arms, reported no deaths.¹⁸⁸ The study described an unclear allocation concealment, unclear double-blind procedure and no intention-to-treat analysis was reported.¹⁸⁸

2 Single 52 week trial comparing same dose of fluvastatin in both arms, reported no SAEs.¹²³ The study described an unclear allocation concealment, unclear double-blind procedure and performed an intention-to-treat analysis.¹²³

3 Single 24 week trial comparing same dose of atorvastatin in both arms was included.¹⁶¹ The study described an unclear allocation concealment, unclear double-blind procedure and performed an intention-to-treat analysis.¹⁶¹

Table H-16. GRADE - Fibrate-statin combination therapy versus statin monotherapy in all participants

Quality assessment							Summary of findings				Quality	Importance
No of studies	Design	Limitations	Inconsistency	Indirectness	Imprecision	Other considerations	No of patients		Effect			
							any statins plus fibrates	statins monotherapy	Relative (95% CI)	Absolute		
All cause mortality (follow-up 12-92 weeks)												
3	randomised trial	very serious ¹	Serious ^{1,2}	Serious ^{1,2}	very serious ³	reporting bias ⁴	1/202 (0.5%)	2/137 (1.5%)	OR 0.28 (0.03 to 2.97) ⁵	11 fewer per 1000 (from 15 fewer to 28 more)	VERY LOW	CRITICAL
Vascular death - not measured												
0	-	-	-	-	-	none	-	-	-	-		CRITICAL
Serious Adverse Events (follow-up 12-52 weeks)												
2	randomised trial	serious ⁶	serious ^{6,7}	serious ⁶	serious ⁷	reporting bias ⁷	12/428 (2.8%)	5/224 (2.2%)	OR 1.2 (0.42 to 3.46)	4 more per 1000 (from 13 fewer to 50 more)	VERY LOW	CRITICAL
Participants reaching ATPIII LDL-c goals (follow-up 18-24 weeks)												
2	randomised trial	very serious ⁸	very serious ^{8,9,10}	serious ⁸	very serious ¹⁰	reporting bias ¹¹	124/153 (81%)	75/90 (83.3%)	not pooled	not pooled	VERY LOW	IMPORTANT

1 Three 12-92 week trials comparing different statins and different statin doses were included,^{125,134,188} one trial reported no deaths.¹⁸⁸ All trials described an unclear allocation concealment and did not perform intention-to-treat analysis, one trial described an appropriate double-blind procedure.¹³⁴

2 Participants in two trials diagnosed with hypercholesterolemia and DM.^{125,188} No specific risk reported in a third trial.¹³⁴

3 Wide confidence intervals (individual trials and pooled data).

4 Only 3 out of 11 included trials provided data on all cause mortality

5 Peto OR

6 Two trials comparing different statins and different statin doses were included,^{120,123} but one reported no serious adverse events.¹²³ One trial reported an adequate allocation concealment,¹²⁰ and one trial reported and appropriate double-blind procedure and performed an intention-to-treat analysis.¹²³

7 Data analyzed for a single study on which participants had hypercholesterolemia.¹²⁰

8 Two trials comparing different statins and different statin doses were included,^{125,161} none reported adequate allocation concealment or an appropriate double-blind procedure, one reported intention-to-treat analyses.¹⁶¹

9 All participants in both trials had diabetes mellitus.^{125,161}

10 Results based on two short-term trials, with significant heterogeneity (I-squared = 84%)

11 Results provided in only two out of 11 included trials

GRADE: Niacin-Statin Combination Therapy Compared With Statin Monotherapy

Table H-17. GRADE: Niacin-statin combination therapy versus statin monotherapy in participants requiring intensive lipid-lowering therapy

Quality assessment							Summary of findings					Importance
No of studies	Design	Limitations	Inconsistency	Indirectness	Imprecision	Other considerations	No of patients		Effect		Quality	
							Niacin-statin combination therapy	statin monotherapy	Relative (95% CI)	Absolute		
All cause mortality (follow-up 52 weeks)												
1	randomised trial	very serious ¹	no serious inconsistency ²	serious ¹	very serious ¹	reporting bias ¹	2/78 (2.6%)	1/71 (1.4%)	OR 1.84 (0.16 to 20.76)	11 more per 1000 (from 12 fewer to 215 more)	VERY LOW	CRITICAL
Vascular death (follow-up 12 weeks)												
1	randomised trial	very serious ³	no serious inconsistency ²	serious ³	very serious ³	reporting bias ³	0/27 (0%)	0/27 (0%)	-	-	VERY LOW	CRITICAL
Participants reaching ATPIII LDL-c goals (follow-up 16 weeks)												
1	randomised trial	very serious ⁴	no serious inconsistency	serious ⁴	very serious ⁵	reporting bias ⁴	21/32 (65.6%)	19/34 (55.9%)	OR 1.51 (0.56 to 4.08)	185 more per 1000 (from 205 fewer to 699 more)	VERY LOW	IMPORTANT

1 Single study comparing mixed statins in both arms, with adequate allocation concealment and double-blind procedure, no intention-to-treat analysis reported, long-term follow-up, and 3 deaths¹⁹⁶

2 All participants had established vascular diseases

3 Single study comparing mixed statins in both arms, with unclear allocation concealment and double-blind procedure, no intention-to-treat analysis reported, short-term follow-up, and reporting no deaths¹⁹⁷

4 One 16 week trial comparing different statins and different doses was included.⁴⁹ This trial described an unclear allocation concealment, unclear double-blind procedure, and no intention-to-treat analysis.⁴⁹

5 Wide confidence interval.

Table H-18. GRADE: Niacin-statin combination therapy versus statin monotherapy in participants with established vascular disease

Quality assessment							Summary of findings				Quality	Importance
No of studies	Design	Limitations	Inconsistency	Indirectness	Imprecision	Other considerations	No of patients		Effect			
							Niacin-statin combination therapy	statin monotherapy	Relative (95% CI)	Absolute		
All cause mortality (follow-up 52 weeks)												
1	randomised trial	no serious limitations ¹	no serious inconsistency	serious ¹	very serious ¹	reporting bias ¹	2/78 (2.6%)	1/71 (1.4%)	OR 1.84 (0.16 to 20.76)	11 more per 1000 (from 12 fewer to 215 more)	VERY LOW	CRITICAL
Vascular death (follow-up 12 weeks)												
1	randomised trial	very serious ²	no serious inconsistency	serious ²	very serious ²	reporting bias ²	0/27 (0%)	0/27 (0%)	-	-	VERY LOW	CRITICAL
Participants reaching ATPIII LDL-c goals (follow-up 16 weeks)												
1	randomised trial	very serious ³	no serious inconsistency	serious ³	very serious ⁴	reporting bias ³	21/32 (65.6%)	19/34 (55.9%)	OR 1.51 (0.56 to 4.08)	185 more per 1000 (from 205 fewer to 699 more)	VERY LOW	IMPORTANT

1 One 52 week trial comparing mixed statins in both arms, reported 3 deaths.¹⁹⁶ The trial reported an adequate allocation concealment and appropriate double-blind procedure, and did not perform an intention-to-treat analysis.¹⁹⁶

2 One 12 week trial comparing mixed statins in both arms, with unclear allocation concealment, unclear double-blind procedure, and no description of intention-to-treat analysis reported no vascular death.¹⁹⁷

3 One 16 week trial comparing different statins and different doses was included.⁴⁹ This trial described an unclear allocation concealment, unclear double-blind procedure, and no intention-to-treat analysis.⁴⁹

4 Wide confidence interval.

Table H-19. GRADE : Niacin-statin combination therapy versus statin monotherapy in all participants followed for more than 24 weeks

Quality assessment							Summary of findings				Quality	Importance
No of studies	Design	Limitations	Inconsistency	Indirectness	Imprecision	Other considerations	No of patients		Effect			
							Niacin-Statin combination therapy	statin monotherapy	Relative (95% CI)	Absolute		
All cause mortality (follow-up 24-52 weeks)												
4	randomised trial	serious ¹	serious ^{1,2}	serious ¹	serious ³	reporting bias ¹	3/595 (0.5%)	2/365 (0.5%)	OR 1.08 (0.17 to 6.72)	0 more per 1000 (from -4 fewer to 28 more)	VERY LOW	CRITICAL
Vascular death (followup 28 weeks)												
1	randomised trial	very serious ⁴	no serious inconsistency	serious ⁴	very serious ^{4,3}	reporting bias ⁴	1/114 (0.9%)	1/61 (1.6%)	OR 0.53 (0.03 to 8.64)	7 fewer per 1000 (from 16 fewer to 108 more)	VERY LOW	CRITICAL
Serious Adverse Events (follow-up 24-28 weeks)												
3	randomised trial	serious ⁵	serious ⁵	serious ⁵	serious ³	reporting bias ⁵	6/517 (1.2%)	3/294 (1%)	OR 1.00 (0.26 to 3.86)	0 fewer per 1000 (from 7 fewer to 28 more)	VERY LOW	CRITICAL
Participants reaching ATPIII LDL-c goals - not measured												
0	-	-	-	-	-	none	-	-	-	-		IMPORTANT

1 Four 24-52 week trials comparing different statins and different statin doses reported this outcome.^{105,150,171,196} Three trials reported an adequate allocation concealment,^{105,171,196} two had an appropriate double-blind procedure,^{105,196} and intention-to-treat analysis was not performed.

2 In one study participants were diagnosed with coronary artery disease and LDL-c < 130 mg/dL,¹⁹⁶ participants in the second trial had hyperlipidemia and were statin naive.¹⁰⁵

3 Wide confidence interval.

4 One included trial comparing same dose of lovastatin in both arms, reported an unclear allocation concealment, an appropriate double-blind procedure and performed intention-to-treat analysis.¹²⁸

5 Three 24-28 week trials comparing different statins and different statin doses reported 9 SAEs during follow up.^{105,150,171} Two trials described an adequate allocation concealment and an appropriate double-blind procedure,^{105,171} none of the trials performed an intention-to-treat analysis.

Table H-20. GRADE: Niacin -statin combination therapy versus statin monotherapy in all participants

Quality assessment							Summary of findings				Quality	Importance
No of studies	Design	Limitations	Inconsistency	Indirectness	Imprecision	Other considerations	No of patients		Effect			
							Niacin-statin combination therapy	statin monotherapy	Relative (95% CI)	Absolute		
All cause mortality (follow-up 17-52 weeks¹)												
6	randomised trial	serious ^{1,2}	serious ²	serious ²	very serious ²	reporting bias ²	3/755 (0.4%)	2/458 (0.4%)	OR 1.08 (0.17 to 6.72)	0 more per 1000 (from 3 fewer to 22 more)	VERY LOW	CRITICAL
Vascular death (follow-up 12-28 weeks)												
2	randomised trial	serious ³	serious ³	serious ³	very serious ^{3,4}	reporting bias ³	1/141 (0.7%)	1/88 (1.1%)	OR 0.53 (0.03 to 8.64)	5 fewer per 1000 (from 11 fewer to 77 more)	VERY LOW	CRITICAL
Serious Adverse Events (all trials) (follow-up 17-28 weeks)												
5	randomised trial	serious ⁵	serious ^{5,6}	serious ^{5,6}	serious ⁴	reporting bias ⁵	12/677 (1.8%)	4/387 (1%)	OR 1.29 (0.44 to 3.80)	3 more per 1000 (from 6 fewer to 27 more)	VERY LOW	CRITICAL
Participants reaching ATPIII LDL-c goals (follow-up mean 16 weeks)												
1	randomised trial	very serious ⁷	very serious ^{7,8}	serious ^{7,8}	very serious ^{7,8}	reporting bias ⁷	78/105 (74.3%)	78/117 (66.7%)	not pooled	not pooled	VERY LOW	IMPORTANT

1 Only the two long-term studies contributed data to the pooled analysis.^{105,196}

2 Six 17-52 week trials comparing different statins and different statin doses reported this outcome.^{104,105,150,170,171,196} Four reported no events.^{104,150,170,171} Two long-term trials reported 5 deaths.^{105,196} Four trials described an adequate allocation concealment,^{104,105,171,196} 3 reported an appropriate double-blind procedure,^{104,105,196} and none performed intention-to-treat analysis.

3 Two trials comparing different statins and different statin doses were included,^{128,197} one trial reported no vascular death.¹⁹⁷ Both trials reported an unclear allocation concealment, one long-term trial reported an appropriate double-blind procedure and performed intention-to-treat analysis.¹²⁸

4 Wide confidence interval.

5 Five 17-28 week trials comparing different statins and different statin doses were included.^{104,105,150,171,260} Three trials described an adequate allocation concealment, adequate double-blind procedure,^{104,105,171} no trial performed an intention-to-treat analysis.

6 Participants with mixed risk.

7 One 16 week trial was included.⁴⁹ This trial described an unclear allocation concealment, unclear double-blind procedure, and no intention-to-treat analysis.⁴⁹

8 Data is provided in four arms of the same trial comparing different statins and different statin doses in combination and monotherapy, but data was not pooled because of with significant heterogeneity (I-squared = 63%)

GRADE: BAS Plus Statin Therapy Compared With Statin Monotherapy

Table H-21. GRADE: BAS-statin combination therapy versus statin monotherapy in participants requiring intensive lipid-lowering therapy

Quality assessment							Summary of findings					Importance
No of studies	Design	Limitations	Inconsistency	Indirectness	Imprecision	Other considerations	No of patients		Effect		Quality	
							BAS-statin combination therapy	statin monotherapy	Relative (95% CI)	Absolute		
All-cause mortality - not measured												
0	-	-	-	-	-	none	-	-	-	-		CRITICAL
Vascular death - not measured												
0	-	-	-	-	-	none	-	-	-	-		CRITICAL
Participants reaching ATP III LDL-c targets (follow-up 12 weeks)												
1	randomised trial	very serious ¹	no serious inconsistency	serious ¹	no serious imprecision	reporting bias ¹	13/28 (46.4%)	5/31 (16.1%)	OR 4.51 (1.34 to 15.1)	348 more per 1000 (from 46 more to 734 more)	VERY LOW	IMPORTANT

¹ One trial comparing same dose of pravastatin in both arms was included. The trial reported unclear allocation concealment, no double-blind, no intention-to-treat analysis; short-term follow-up, and small sample size.¹⁰⁸ All participants on the trial required lipid lowering therapy because of established vascular diseases.

Table H-22. GRADE: BAS-statin combination therapy versus statin monotherapy in all participants followed for more than 24 weeks

Quality assessment							Summary of findings				Quality	Importance
No of studies	Design	Limitations	Inconsistency	Indirectness	Imprecision	Other considerations	No of patients		Effect			
							BAS-statin combination therapy	statin monotherapy	Relative (95% CI)	Absolute		
All cause mortality (follow-up 24 weeks)												
1	randomised trial	very serious ¹	no serious inconsistency	serious ¹	very serious ¹	reporting bias ¹	0/73 (0%)	1/77 (1.3%)	OR 0.35 (0.01 to 8.9)	8 fewer per 1000 (from 51 fewer to 119 more)	VERY LOW	CRITICAL
Vascular death - not measured												
0	-	-	-	-	-	None	-	-	-	-		CRITICAL
Serious Adverse Events (follow-up 30 weeks)												
1	randomised trial	very serious ²	no serious inconsistency	serious ²	very serious ²	reporting bias ²	1/44 (2.3%)	5/92 (5.4%)	OR 0.40 (0.05 to 3.6)	32 fewer per 1000 (from 51 fewer to 119 more)	VERY LOW	CRITICAL
Participants reaching ATP III LDL-c targets - not measured												
0	-	-	-	-	-	None	-	-	-	-		IMPORTANT

1 One 24 week trial comparing same dose of fluvastatin in both arms, reported one death.⁵² This trial described an unclear allocation concealment, unclear double-blind procedure and no intention-to-treat analysis was performed.⁵²

2 One 30 week trial comparing different statins reported six SAEs.¹⁹⁸ This trial described an unclear allocation concealment, unclear double-blind procedure and no intention-to-treat analysis was performed.¹⁹⁸

Table H-23. GRADE: BAS-statin combination therapy versus statin monotherapy in all participants

Quality assessment							Summary of findings				Quality	Importance
No of studies	Design	Limitations	Inconsistency	Indirectness	Imprecision	Other considerations	No of patients		Effect			
							BAS-statin combination therapy	statin monotherapy	Relative (95% CI)	Absolute		
All cause mortality (follow-up 4-24 weeks)												
3	randomised trial	very serious ¹	serious ¹	serious ¹	very serious ²	reporting bias ¹	1/195 (0.5%)	1/178 (0.6%)	OR 1.07 (0.11 to 10.51)	0 more per 1000 (from -5 fewer to 54 more)	VERY LOW	CRITICAL
Vascular death - not measured												
0	-	-	-	-	-	None	-	-	-	-		CRITICAL
Serious Adverse Events (follow-up 6-30 weeks)												
2	randomised trial	serious ³	serious ³	serious ³	very serious ³	reporting bias ^{3,4}	1/112 (0.9%)	6/166 (3.6%)	OR 0.39 (0.06 to 2.36)	22 fewer per 1000 (from 34 fewer to 45 more)	VERY LOW	CRITICAL
Participants reaching ATPIII LDL-c goals (follow-up 12 weeks)												
1	randomised trial	very serious ⁵	no serious inconsistency	serious ⁵	no serious imprecision	reporting bias ⁴	13/28 (46.4%)	5/31 (16.1%)	OR 4.51 (1.34 to 15.1)	348 more per 1000 (from 46 more to 734 more)	VERY LOW	IMPORTANT

1 Three trials comparing different statins and different statin doses were included.^{52,172,185} One trial reported no deaths during a 4 week follow up of 76 participants,¹⁸⁵ and a single long term trial reported one death.⁵² One trial described adequate allocation concealment and appropriate double-blind procedure.¹⁷² None of the trials performed an intention-to-treat analysis.

2 Wide confidence interval.

3 Two 6-30 week trials comparing different statins and different statin doses reported 7 SAEs.^{172,198} One reported appropriate allocation concealment and appropriate double-blind procedure.¹⁷² None reported intention-to-treat analysis.

4 Results provided in only one out of 17 included trials

5 One trial comparing same dose of pravastatin in both arms was included. The trial reported unclear allocation concealment, no double-blind, no intention-to-treat analysis; short-term follow-up, and small sample size.¹⁰⁸ All participants on the trial required lipid lowering therapy because of established vascular diseases.

GRADE: Omega-3 Fatty Acid Plus Statin Therapy Compared With Statin Monotherapy

Table H-24. GRADE: statin plus Omega-3 therapy versus statin monotherapy, in all participants

Quality assessment							Summary of findings				Quality	Importance
No of studies	Design	Limitations	Inconsistency	Indirectness	Imprecision	Other considerations	No of patients		Effect			
							Omega-statin combination therapy	statin monotherapy	Relative (95% CI)	Absolute		
All cause mortality (follow-up 5-240 weeks)												
3	randomised trial	No serious limitations ¹	Serious ¹	Serious ¹	no serious imprecision	reporting bias ¹	286/9469 (3%)	265/9471 (2.8%)	OR 1.08 (0.91 to 1.28)	2 more per 1000 (from 2 fewer to 8 more)	VERY LOW	CRITICAL
Vascular death - not measured												
0	-	-	-	-	-	none	-	-	-	-		CRITICAL
Serious Adverse Events (follow-up 8 weeks)												
1	randomised trial	serious ²	no serious inconsistency	serious ²	very serious ^{2,3}	reporting bias ²	4/122 (3.3%)	1/132 (0.8%)	OR 4.44 (0.49 to 40.29)	27 more per 1000 (from 4 fewer to 238 more)	VERY LOW	CRITICAL
Participants reaching ATPIII LDL-c goals - not measured												
0	-	-	-	-	-	none	-	-	-	-		IMPORTANT

1 Three 5-240 week trials comparing different statins and different statin doses were included,^{141,177,180} two short term trials reported no deaths.^{177,180} Two trials reported an adequate allocation concealment,^{141,180} two reported appropriate double-blind procedure,^{177,180} and one performed intention-to-treat analysis.¹⁴¹

2 One 8 week trial comparing same dose of simvastatin in both arms was included.¹⁸⁰ This trial described an adequate allocation concealment and appropriate double-blind procedure, no intention-to-treat analysis was reported.¹⁸⁰

3 Results based on a single-trial with wide confidence interval

Table H-25. GRADE: Omega-3-statin combination therapy versus statin monotherapy, in participants of Asian origin (long-term duration)

Quality assessment							Summary of findings				Quality	Importance
No of studies	Design	Limitations	Inconsistency	Indirectness	Imprecision	Other considerations	No of patients		Effect			
							Omega-statin combination therapy	statin monotherapy	Relative (95% CI)	Absolute		
All cause mortality (follow-up 240 weeks)												
1	randomised trial	no serious limitations ¹	no serious inconsistency	serious¹	no serious imprecision	reporting bias ¹	286/9326 (3.1%)	265/9319 (2.8%)	OR 1.08 (0.91 to 1.28)	2 more per 1000 (from 2 fewer to 8 more)	LOW	CRITICAL
Vascular death - not measured												
0	-	-	-	-	-	none	-	-	-	-		CRITICAL
Participants reaching ATPIII LDL-c goals - not measured												
0	-	-	-	-	-	none	-	-	-	-		IMPORTANT

¹ One long-term trial comparing mixed statins, with adequate allocation concealment and intention-to-treat analysis was described, no double-blind procedure reported.¹⁴¹ All participants in the trial were of Asian origin.

Appendix I: References

1. Minino AM, Heron MP, Smith BL. Deaths: preliminary data for 2004. *Natl Vital Stat Rep* 2006 Jun 28;54(19):1-49.
2. Garcia-Calvo M, Lisnock J, Bull HG, et al. The target of ezetimibe is Niemann-Pick C1-Like 1 (NPC1L1). *Proc Natl Acad Sci U S A* 2005 Jun 7;102(23):8132-7.
3. Vickers AJ. The use of percentage change from baseline as an outcome in a controlled trial is statistically inefficient: a simulation study. *BMC Med Res Methodol* 2001;1:6
4. Bucher HC, Guyatt GH, Griffith LE, et al. The results of direct and indirect treatment comparisons in meta-analysis of randomized controlled trials. *J Clin Epidemiol* 1997 Jun;50(6):683-91.
5. Lexchin J, Bero LA, Djulbegovic B, et al. Pharmaceutical industry sponsorship and research outcome and quality: systematic review. *BMJ* 2003 May 31;326(7400):1167-70.
6. Merrick C. Video views. *J Orthop Sports Phys Ther* 1995 Jul;22(1):39-40.
7. Bero L, Oostvogel F, Bacchetti P, et al. Factors associated with findings of published trials of drug-drug comparisons: why some statins appear more efficacious than others. *PLoS Med* 2007 Jun;4(6):e184
8. Lloyd-Jones DM, Leip EP, Larson MG, et al. Prediction of lifetime risk for cardiovascular disease by risk factor burden at 50 years of age. *Circulation* 2006 Feb 14;113(6):791-8.
9. Mackay J, Mensah G. *The Atlas of Heart Disease and Stroke*. Geneva, Switzerland: World Health Organization; 2004.
10. Steinberg D. Thematic review series: the pathogenesis of atherosclerosis. An interpretive history of the cholesterol controversy: part I. *J Lipid Res* 2004 Sep;45(9):1583-93.
11. Keys A, Aravanis C, Blackburn HW, et al. Epidemiological studies related to coronary heart disease: characteristics of men aged 40-59 in seven countries. *Acta Med Scand Suppl* 1966;460:1-392.
12. Keys A. Coronary heart disease in seven countries. 1970. *Nutrition* 1997 Mar;13(3):250-2.
13. Keys A. *Seven countries: A multivariate analysis of death and coronary heart disease*. Cambridge, MA: Harvard University; 1980.
14. Anonymous. The Lipid Research Clinics Coronary Primary Prevention Trial results. II. The relationship of reduction in incidence of coronary heart disease to cholesterol lowering. *JAMA* 1984 Jan 20;251(3):365-74.
15. Anonymous. Report of the National Cholesterol Education Program Expert Panel on Detection, Evaluation, and Treatment of High Blood Cholesterol in Adults. The Expert Panel. *Arch Intern Med* 1988 Jan;148(1):36-69.
16. National Cholesterol Education Program. *Detection evaluation and treatment of high blood cholesterol in adults (Adult treatment panel 3)* 02-5215. National Heart, Blood and Lung Institute. National Institutes of Health; 2002.
17. Baigent C, Keech A, Kearney PM, et al. Efficacy and safety of cholesterol-lowering treatment: prospective meta-analysis of data from 90,056 participants in 14 randomised trials of statins [erratum appears in *Lancet* 2005 Oct 15-21;366(9494):1358]. *Lancet* 2005 Oct 8;366(9493):1267-78.
18. Amarenco P, Bogousslavsky J, Callahan III A, et al. High-dose atorvastatin after stroke or transient ischemic attack [see comment]. *N Engl J Med* 2006 Aug 10;355(6):549-59.
19. Grundy SM, Cleeman JI, Baird Merz CN, et al. Implications of recent clinical trials for the National Cholesterol Education Program Adult Treatment Panel III guidelines. *Circulation* 2004;110(2):227-39.
20. Anonymous. MRC/BHF Heart Protection Study of cholesterol lowering with simvastatin in 20,536 high-risk individuals: a randomised placebo-controlled trial. *Lancet* 2002 Jul 6;360(9326):7-22.

21. Cannon CP, Braunwald E, McCabe CH, et al. Intensive versus moderate lipid lowering with statins after acute coronary syndromes [see comment]. *N Engl J Med* 2004 Apr 8;350(15):1495-504.
22. Staels B, Dallongeville J, Auwerx J, et al. Mechanism of action of fibrates on lipid and lipoprotein metabolism. *Circulation* 1998 Nov 10;98(19):2088-93.
23. Barter PJ, Rye KA. Is there a role for fibrates in the management of dyslipidemia in the metabolic syndrome? *Arterioscler Thromb Vasc Biol* 2008 Jan;28(1):39-46.
24. Goldenberg I, Benderly M, Goldbourt U. Update on the use of fibrates: focus on bezafibrate. *Vasc Health Risk Manag* 2008;4(1):131-41.
25. Knopp RH, Dujovne CA, Le BA, et al. Evaluation of the efficacy, safety, and tolerability of ezetimibe in primary hypercholesterolaemia: a pooled analysis from two controlled phase III clinical studies. *Int J Clin Pract* 2003 Jun;57(5):363-8.
26. Shepherd J, Packard CJ, Patsch JR, et al. Effects of nicotinic acid therapy on plasma high density lipoprotein subfraction distribution and composition and on apolipoprotein A metabolism. *J Clin Invest* 1979 May;63(5):858-67.
27. Sakai T, Kamanna VS, Kashyap ML. Niacin, but not gemfibrozil, selectively increases LP-AI, a cardioprotective subfraction of HDL, in patients with low HDL cholesterol. *Arterioscler Thromb Vasc Biol* 2001 Nov;21(11):1783-9.
28. Birjmohun RS, Hutten BA, Kastelein JJ, et al. Increasing HDL cholesterol with extended-release nicotinic acid: from promise to practice [review] [33 refs]. *Neth J Med* 2004 Jul;62(7):229-34.
29. Insull J. Clinical utility of bile acid sequestrants in the treatment of dyslipidemia: A scientific review. *South Med J* 2006;99(3):257-73.
30. Anonymous. *Physician's Desk Reference*. 47th edition. Montvale, NJ: Medical Economics Company; 1993.
31. Anonymous. *American Hospital Formulary Service (AHFS) Drug Information*. Bethesda, MD: American Society of Hospital Pharmacists; 1990.
32. U.S. Food and Drug Administration. Centre for Drug Evaluation and Research. *Approved Drug Products with Therapeutic Equivalence Evaluation (Orange Book)*. 12th edition. Washington DC: U.S. Department of Health and Human Services; 1992.
33. Harris WS. N-3 fatty acids and serum lipoproteins: human studies. *Am J Clin Nutr* 1997 May;65(5 Suppl):1645S-54S.
34. Kris-Etherton PM, Harris WS, Appel LJ. Omega-3 fatty acids and cardiovascular disease: new recommendations from the American Heart Association. *Arterioscler Thromb Vasc Biol* 2003 Feb 1;23(2):151-2.
35. O'Keefe Jr JH, Cordain L, Harris WH, et al. Optimal low-density lipoprotein is 50 to 70 mg/dl: lower is better and physiologically normal. *J Am Coll Cardiol* 2004 Jun 2;43(11):2142-6.
36. Grundy SM, Cleeman JI, Merz CN, et al. Implications of recent clinical trials for the National Cholesterol Education Program Adult Treatment Panel III guidelines. *Circulation* 2004 Jul 13;110(2):227-39.
37. Manninen V, Elo MO, Frick MH, et al. Lipid alterations and decline in the incidence of coronary heart disease in the Helsinki Heart Study. *JAMA* 1988 Aug 5;260(5):641-51.
38. Rubins HB, Robins SJ, Collins D, et al. Gemfibrozil for the secondary prevention of coronary heart disease in men with low levels of high-density lipoprotein cholesterol. Veterans Affairs High-Density Lipoprotein Cholesterol Intervention Trial Study Group. *N Engl J Med* 1999 Aug 5;341(6):410-8.
39. O'Leary DH, Polak JF, Kronmal RA, et al. Carotid-artery intima and media thickness as a risk factor for myocardial infarction and stroke in older adults. Cardiovascular Health Study Collaborative Research Group. *N Engl J Med* 1999 Jan 7;340(1):14-22.
40. Amarenco P, Labreuche J, Lavalley P, et al. Statins in stroke prevention and carotid atherosclerosis: systematic review and up-to-date meta-analysis [review] [62 refs]. *Stroke* 2004 Dec;35(12):2902-9.
41. Brown BG, Taylor AJ. Does ENHANCE diminish confidence in lowering LDL or in ezetimibe? *N Engl J Med* 2008 Apr 3;358(14):1504-7.

42. Kastelein JJ, Akdim F, Stroes ES, et al. Simvastatin with or without ezetimibe in familial hypercholesterolemia. *N Engl J Med* 2008 Apr 3;358(14):1431-43.
43. Anonymous. Third Report of the National Cholesterol Education Program (NCEP) Expert Panel on Detection, Evaluation, and Treatment of High Blood Cholesterol in Adults (Adult Treatment Panel III) final report. *Circulation* 2002 Dec 17;106(25):3143-421.
44. American Heart Association. Heart Disease and Stroke Statistics — 2008 Update. Available at http://www.americanheart.org/downloadable/heart/1200082005246HS_Stats%202008.final.pdf. Accessed March 2, 2009.
45. Schuster H. Improving lipid management--to titrate, combine or switch [review] [55 refs]. *Int J Clin Pract* 2004 Jul;58(7):689-94.
46. Ballantyne CM, Blazing MA, King TR, et al. Efficacy and safety of ezetimibe co-administered with simvastatin compared with atorvastatin in adults with hypercholesterolemia. *Am J Cardiol* 2004 Jun 15;93(12):1487-94.
47. Feldman T, Koren M, Insull Jr W, et al. Treatment of high-risk patients with ezetimibe plus simvastatin co-administration versus simvastatin alone to attain National Cholesterol Education Program Adult Treatment Panel III low-density lipoprotein cholesterol goals. *Am J Cardiol* 2004 Jun 15;93(12):1481-6.
48. Goldberg AC, Sapre A, Liu J, et al. Efficacy and safety of ezetimibe coadministered with simvastatin in patients with primary hypercholesterolemia: a randomized, double-blind, placebo-controlled trial [see comment]. *Mayo Clin Proc* 2004 May;79(5):620-9.
49. Bays HE, Dujovne CA, McGovern ME, et al. Comparison of once-daily, niacin extended-release/lovastatin with standard doses of atorvastatin and simvastatin (the ADVICOR Versus Other Cholesterol-Modulating Agents Trial Evaluation [ADVOCATE]). *Am J Cardiol* 2003 Mar 15;91(6):667-72.
50. Athyros VG, Papageorgiou AA, Athyrou VV, et al. Atorvastatin versus four statin-fibrate combinations in patients with familial combined hyperlipidaemia. *J Cardiovasc Risk* 2002 Feb;9(1):33-9.
51. Brown BG, Zhao XQ, Chait A, et al. Simvastatin and niacin, antioxidant vitamins, or the combination for the prevention of coronary disease [see comment][summary for patients in *Curr Cardiol Rep* 2002 Nov;4(6):486; PMID: 12379170]. *N Engl J Med* 2001 Nov 29;345(22):1583-92.
52. Sprecher DL, Abrams J, Allen JW, et al. Low-dose combined therapy with fluvastatin and cholestyramine in hyperlipidemic patients.[see comment]. *Ann Intern Med* 1994 Apr 1;120(7):537-43.
53. Robinson M, Palmer S, Sculpher M, et al. Cost-effectiveness of alternative strategies for the initial medical management of non-ST elevation acute coronary syndrome: systematic review and decision-analytical modelling [review] [111 refs]. *Health Technol Assess* 2001 Jan 15;9(27):iii-iv.
54. Bard JM, Parra HJ, Luc G, et al. Lipoprotein particle analysis comparing simvastatin and fenofibrate. *Atherosclerosis* 1991 Dec;91(Suppl):S29-S34
55. Plosker GL, McTavish D. Simvastatin. A reappraisal of its pharmacology and therapeutic efficacy in hypercholesterolaemia [review] [239 refs]. *Drugs* 1995 Aug;50(2):334-63.
56. Molgaard J, Lundh BL, von SH, et al. Long-term efficacy and safety of simvastatin alone and in combination therapy in treatment of hypercholesterolaemia. *Atherosclerosis* 1991 Dec;91(Suppl):S21-S28.
57. Catapano A, Brady WE, King TR, et al. Lipid altering-efficacy of ezetimibe co-administered with simvastatin compared with rosuvastatin: a meta-analysis of pooled data from 14 clinical trials. *Curr Med Res Opin* 2005 Jul;21(7):1123-30.
58. Perez-Jimenez F. International conference on the healthy effect of virgin olive oil [review] [25 refs]. *Eur J Clin Invest* 2005 Jul;35(7):421-4.
59. Valles F, Anguita M, Anglada J, et al. A multicenter double-blind study comparing lovastatin and gemfibrozil in the treatment of primary hypercholesterolemia. *Atherosclerosis* 1991 Dec;91(Suppl):S3-S9.

60. Hochholzer W, Trenk D, Frundi D, et al. Time dependence of platelet inhibition after a 600-mg loading dose of clopidogrel in a large, unselected cohort of candidates for percutaneous coronary intervention [see comment]. *Circulation* 2005 May 24;111(20):2560-4.
61. Komninou D, Ayonote A, Richie Jr JP, et al. Insulin resistance and its contribution to colon carcinogenesis [review] [107 refs]. *Exp Biol Med (Maywood)* 2003 Apr;228(4):396-405.
62. Grundy SM, Cleeman JI, Merz CN, et al. Implications of recent clinical trials for the National Cholesterol Education Program Adult Treatment Panel III guidelines [review] [45 refs]. *Arterioscler Thromb Vasc Biol* 2004 Aug;24(8):e149-e161.
63. Strandberg TE, Pitkala KH. Frailty in elderly people. *Lancet* 2007 Apr 21;369(9570):1328-9.
64. Jasinska M, Owczarek J, Orszulak-Michalak D. Statins: a new insight into their mechanisms of action and consequent pleiotropic effects. *Pharmacol Rep* 2007 Sep;59(5):483-99.
65. Liao JK, Laufs U. Pleiotropic effects of statins [review] [180 refs]. *Annu Rev Pharmacol Toxicol* 2005;45:89-118.
66. Vickers AJ. The use of percentage change from baseline as an outcome in a controlled trial is statistically inefficient: a simulation study. *BMC Med Res Methodol* 2001;1:6
67. Elbourne DR, Altman DG, Higgins JP, et al. Meta-analyses involving cross-over trials: methodological issues. *Int J Epidemiol* 2002 Feb;31(1):140-9.
68. Bairaktari ET, Seferiadis KI, Elisaf MS. Evaluation of methods for the measurement of low-density lipoprotein cholesterol. *J Cardiovasc Pharmacol Ther* 2005 Mar;10(1):45-54.
69. Miller WG, Waymack PP, Anderson FP, et al. Performance of four homogeneous direct methods for LDL-cholesterol. *Clin Chem* 2002 Mar;48(3):489-98.
70. Working Group on Lipoprotein Measurement. Recommendations on lipoprotein measurement 95-3044. Washington DC: National Cholesterol Education Program. National Institutes of Health, National Heart, Lung, and Blood Institute; 1995.
71. Bachorik PS, Ross JW. National Cholesterol Education Program recommendations for measurement of low-density lipoprotein cholesterol: executive summary. The National Cholesterol Education Program Working Group on Lipoprotein Measurement. *Clin Chem* 1995 Oct;41(10):1414-20.
72. Warnick GR, Myers GL, Cooper GR, et al. Impact of the third cholesterol report from the adult treatment panel of the national cholesterol education program on the clinical laboratory. *Clin Chem* 2002 Jan;48(1):11-7.
73. Kratz A, Lewandrowski KB. Case records of the Massachusetts General Hospital. Weekly clinicopathological exercises. Normal reference laboratory values. *N Engl J Med* 1998 Oct 8;339(15):1063-72.
74. Jadad AR, Moore RA, Carroll D, et al. Assessing the quality of reports of randomized clinical trials: is blinding necessary? *Control Clin Trials* 1996 Feb;17(1):1-12.
75. Schulz KF, Chalmers I, Hayes RJ, et al. Empirical evidence of bias. Dimensions of methodological quality associated with estimates of treatment effects in controlled trials. *JAMA* 1995 Feb 1;273(5):408-12.
76. Downs SH, Black N. The feasibility of creating a checklist for the assessment of the methodological quality both of randomised and non-randomised studies of health care interventions. *J Epidemiol Community Health* 1998 Jun;52(6):377-84.
77. Cochrane Handbook for Systematic Reviews of Interventions [updated September 2008]. Available at www.cochrane-handbook.org. Accessed March 2, 2009.
78. Atkins D, Best D, Briss PA, et al. Grading quality of evidence and strength of recommendations. *BMJ* 2004 Jun 19;328(7454):1490.
79. Brozek J, Oxman A, Schünemann H. GRADEpro [software application]. 2008 (Version 3.2 for Windows).
80. Greenland S. Invited commentary: a critical look at some popular meta-analytic methods. *Am J Epidemiol* 1994 Aug 1;140(3):290-6.
81. Lau J, Ioannidis JP, Schmid CH. Summing up evidence: one answer is not always enough. *Lancet* 1998 Jan 10;351(9096):123-7.

82. Shapiro S. Meta-analysis/Shmeta-analysis. *Am J Epidemiol* 1994 Nov 1;140(9):771-8.
83. Higgins JP, Thompson SG. Quantifying heterogeneity in a meta-analysis. *Stat Med* 2002 Jun 15;21(11):1539-58.
84. DerSimonian R, Laird N. Meta-analysis in clinical trials. *Control Clin Trials* 1986 Sep;7(3):177-88.
85. Egger M, Davey SG, Schneider M, et al. Bias in meta-analysis detected by a simple, graphical test. *BMJ* 1997 Sep 13;315(7109):629-34.
86. Turk TR, Voropaeva E, Kohnle M, et al. Ezetimibe treatment in hypercholesterolemic kidney transplant patients is safe and effective and reduces the decline of renal allograft function: a pilot study. *Nephrol Dial Transplant* 2008 Jan;23(1):369-73.
87. van Dam M, Kastelein J. Efficacy and tolerability of fluvastatin in a titration dosage regimen in hyperlipidaemic patients: Results of a multicentre phase IV study. *Clin Drug Investig* 2001;21(7):477-84.
88. Ojala JP, Helve E, Karjalainen K, et al. Long-term maintenance of therapeutic response to lovastatin in patients with familial and non-familial hypercholesterolemia: a 3-year follow-up. *Atheroscler Suppl* 1990;82(Suppl):85-95.
89. Mol MJ, Stuyt PM, Demacker PN, et al. The effects of simvastatin on serum lipoproteins in severe hypercholesterolaemia. *Neth J Med* 1990 Apr;36(3-4):182-90.
90. Tasaki H, Miyamoto M, Kubara T, et al. Cross-over trial of intensive monotherapy with atorvastatin and combined therapy with atorvastatin and colestimide for Japanese familial hypercholesterolemia. *Circ J* 2006 Jan;70(1):14-20.
91. Koh KK, Quon MJ, Han SH, et al. Additive beneficial effects of fenofibrate combined with atorvastatin in the treatment of combined hyperlipidemia. *J Am Coll Cardiol* 2005 May 17;45(10):1649-53.
92. Vega GL, Ma PT, Cater NB, et al. Effects of adding fenofibrate (200 mg/day) to simvastatin (10 mg/day) in patients with combined hyperlipidemia and metabolic syndrome. *Am J Cardiol* 2003 Apr 15;91(8):956-60.
93. Balestrieri GP, Maffi V, Sleiman I, et al. Fish oil supplementation in patients with heterozygous familial hypercholesterolemia. *Recenti Prog Med* 1996 Mar;87(3):102-5.
94. Smit JW, Van Erpecum KJ, Portincasa P, et al. Effects of simvastatin and cholestyramine on bile lipid composition and gall bladder motility in patients with hypercholesterolaemia. *Gut* 1995 Nov;37(5):654-9.
95. Hansen JB, Lyngmo V, Svensson B, et al. Inhibition of exercise-induced shortening of bleeding time by fish oil in familial hypercholesterolemia (type IIa). *Arterioscler Thromb* 1993 Jan;13(1):98-104.
96. Morgan TO, Anderson A, Morgan O, et al. Effect of pravastatin, cholestyramine or their combination in the treatment of hypercholesterolaemia in elderly hypertensive patients. *Clin Drug Investig* 1995;9(6):314-23.
97. McKenney JM, Swearingen D, Di SM, et al. Study of the pharmacokinetic interaction between simvastatin and prescription omega-3-acid ethyl esters. *J Clin Pharmacol* 2006 Jul;46(7):785-91.
98. Anonymous. A phase-III double-blind efficacy and safety study of ezetimibe (sch 58235) 10 mg in addition to simvastatin compared with placebo in subjects with primary hypercholesterolemia [extension phase]- [FDA - Eze + simva (P02156)].
99. Anonymous. Efficacy and safety of ezetimibe coadministered with simvastatin in patients with primary hypercholesterolemia: a randomized, double-blind, placebo-controlled trial.[extension phase]- [FDA - Eze + simv (P005x)].
100. Anonymous. A phase II study to determine the safety and efficacy of Colesevelam in combination with HGG-CoA reductase inhibitors: Atorvastatin- FDA GTC-48-204.
101. Anonymous. A phase II efficacy and safety study of ezetimibe (SCH 58235) 10 mg in addition to Simvastatin in therapy of homozygous familial hypercholesterolemia- FDA- P01030.
102. Anonymous. A phase III double-blind efficacy and safety study of ezetimibe (SCH 58235) 10 mg in addition to Pravastatin compared with placebo in subjects with primary hypercholesterolemia- FDA P00691.

103. Anonymous. A phase III double-blind efficacy and safety study of ezetimibe (SCH 58235) 10 mg in addition to Lovastatin compared with placebo in subjects with primary hypercholesterolemia- FDA P00679.
104. Anonymous. Evaluation of the Safety and Efficacy of Advicor (a combination tablet of niacin extended-release/lovastatin immediate-release): A Dose Response Study -[FDA-Advicor (MA-14)].
105. Anonymous. Evaluation of the Safety and Efficacy of Advicor (a combination tablet of niacin extended-release/lovastatin immediate-release): A Dose Ranging Study- [FDA-Advicor (M-06)].
106. Kosoglou T, Meyer I, Veltri EP, et al. Pharmacodynamic interaction between the new selective cholesterol absorption inhibitor ezetimibe and simvastatin. *Br J Clin Pharmacol* 2002 Sep;54(3):309-19.
107. Chan DC, Watts GF, Mori TA, et al. Factorial study of the effects of atorvastatin and fish oil on dyslipidaemia in visceral obesity. *Eur J Clin Invest* 2002 Jun;32(6):429-36.
108. Ito MK, Shabetai R. Pravastatin alone and in combination with low-dose cholestyramine in patients with primary hypercholesterolemia and coronary artery disease. *Am J Cardiol* 1997 Sep 15;80(6):799-802.
109. Berthold HK, Naini A, Di MS, et al. Effect of ezetimibe and/or simvastatin on coenzyme Q10 levels in plasma: a randomised trial. *Drug Saf* 2006;29(8):703-12.
110. Gouni-Berthold I, Berthold HK, Gylling H, et al. Effects of ezetimibe and/or simvastatin on LDL receptor protein expression and on LDL receptor and HMG-CoA reductase gene expression: a randomized trial in healthy men. *Atherosclerosis* 2008 May;198(1):198-207.
111. Rodney RA, Sugimoto D, Wagman B, et al. Efficacy and safety of coadministration of ezetimibe and simvastatin in African-American patients with primary hypercholesterolemia. *J Natl Med Assoc* 2006 May;98(5):772-8.
112. Barrios V, Amabile N, Paganelli F, et al. Lipid-altering efficacy of switching from atorvastatin 10 mg/day to ezetimibe/simvastatin 10/20 mg/day compared to doubling the dose of atorvastatin in hypercholesterolaemic patients with atherosclerosis or coronary heart disease. *Int J Clin Pract* 2005 Dec;59(12):1377-86.
113. Reyderman L, Kosoglou T, Cutler DL, et al. The effect of fluvastatin on the pharmacokinetics and pharmacodynamics of ezetimibe. *Curr Med Res Opin* 2005 Aug;21(8):1171-9.
114. Farnier M, Volpe M, Massaad R, et al. Effect of co-administering ezetimibe with on-going simvastatin treatment on LDL-C goal attainment in hypercholesterolemic patients with coronary heart disease. *Int J Cardiol* 2005 Jul 10;102(2):327-32.
115. Cruz-Fernandez JM, Bedarida GV, Adgey J, et al. Efficacy and safety of ezetimibe co-administered with ongoing atorvastatin therapy in achieving low-density lipoprotein goal in patients with hypercholesterolemia and coronary heart disease. *Int J Clin Pract* 2005 Jun;59(6):619-27.
116. Brohet C, Banai S, Alings AM, et al. LDL-C goal attainment with the addition of ezetimibe to ongoing simvastatin treatment in coronary heart disease patients with hypercholesterolemia. *Curr Med Res Opin* 2005 Apr;21(4):571-8.
117. Pearson TA, Denke MA, McBride PE, et al. A community-based, randomized trial of ezetimibe added to statin therapy to attain NCEP ATP III goals for LDL cholesterol in hypercholesterolemic patients: the ezetimibe add-on to statin for effectiveness (EASE) trial [see comment]. *Mayo Clin Proc* 2005 May;80(5):587-95.
118. Ballantyne CM, Abate N, Yuan Z, et al. Dose-comparison study of the combination of ezetimibe and simvastatin (Vytorin) versus atorvastatin in patients with hypercholesterolemia: the Vytorin Versus Atorvastatin (VYVA) study. *Am Heart J* 2005 Mar;149(3):464-73.
119. Geiss HC, Otto C, Hund-Wissner E, et al. Effects of ezetimibe on plasma lipoproteins in severely hypercholesterolemic patients treated with regular LDL-apheresis and statins. *Atherosclerosis* 2005 May;180(1):107-12.
120. Grundy SM, Vega GL, Yuan Z, et al. Effectiveness and tolerability of simvastatin plus fenofibrate for combined hyperlipidemia (the SAFARI trial). *Am J Cardiol* 2005 Feb 15;95(4):462-8.

121. Gaudiani LM, Lewin A, Meneghini L, et al. Efficacy and safety of ezetimibe co-administered with simvastatin in thiazolidinedione-treated type 2 diabetic patients. *Diabetes Obes Metab* 2005 Jan;7(1):88-97.
122. Ballantyne CM, Miller E, Chitra R. Efficacy and safety of rosuvastatin alone and in combination with cholestyramine in patients with severe hypercholesterolemia: a randomized, open-label, multicenter trial. *Clin Ther* 2004 Nov;26(11):1855-64.
123. Derosa G, Cicero AE, Bertone G, et al. Comparison of fluvastatin + fenofibrate combination therapy and fluvastatin monotherapy in the treatment of combined hyperlipidemia, type 2 diabetes mellitus, and coronary heart disease: a 12-month, randomized, double-blind, controlled trial. *Clin Ther* 2004 Oct;26(10):1599-607.
124. Kosoglou T, Statkevich P, Yang B, et al. Pharmacodynamic interaction between ezetimibe and rosuvastatin. *Curr Med Res Opin* 2004 Aug;20(8):1185-95.
125. Durrington PN, Tuomilehto J, Hamann A, et al. Rosuvastatin and fenofibrate alone and in combination in type 2 diabetes patients with combined hyperlipidaemia. *Diabetes Res Clin Pract* 2004 May;64(2):137-51.
126. Ballantyne CM, Hourli J, Notarbartolo A, et al. Effect of ezetimibe coadministered with atorvastatin in 628 patients with primary hypercholesterolemia: a prospective, randomized, double-blind trial [see comment]. *Circulation* 2003 May 20;107(19):2409-15.
127. Melani L, Mills R, Hassman D, et al. Efficacy and safety of ezetimibe coadministered with pravastatin in patients with primary hypercholesterolemia: a prospective, randomized, double-blind trial [see comment]. *Eur Heart J* 2003 Apr;24(8):717-28.
128. Hunninghake DB, McGovern ME, Koren M, et al. A dose-ranging study of a new, once-daily, dual-component drug product containing niacin extended-release and lovastatin. *Clin Cardiol* 2003 Mar;26(3):112-8.
129. Kerzner B, Corbelli J, Sharp S, et al. Efficacy and safety of ezetimibe coadministered with lovastatin in primary hypercholesterolemia. *Am J Cardiol* 2003 Feb 15;91(4):418-24.
130. Davidson MH, McGarry T, Bettis R, et al. Ezetimibe coadministered with simvastatin in patients with primary hypercholesterolemia [see comment]. *J Am Coll Cardiol* 2002 Dec 18;40(12):2125-34.
131. Gagne C, Bays HE, Weiss SR, et al. Efficacy and safety of ezetimibe added to ongoing statin therapy for treatment of patients with primary hypercholesterolemia [see comment]. *Am J Cardiol* 2002 Nov 15;90(10):1084-91.
132. Gagne C, Gaudet D, Bruckert E, et al. Efficacy and safety of ezetimibe coadministered with atorvastatin or simvastatin in patients with homozygous familial hypercholesterolemia. *Circulation* 2002 May 28;105(21):2469-75.
133. Hunninghake D, Insull W, Jr., Toth P, et al. Coadministration of colestevam hydrochloride with atorvastatin lowers LDL cholesterol additively. *Atherosclerosis* 2001 Oct;158(2):407-16.
134. Wiklund O, Angelin B, Bergman M, et al. Pravastatin and gemfibrozil alone and in combination for the treatment of hypercholesterolemia [see comment]. *Am J Med* 1993 Jan;94(1):13-20.
135. Ismail F, Corder CN, Epstein S, et al. Effects of pravastatin and cholestyramine on circulating levels of parathyroid hormone and vitamin D metabolites. *Clin Ther* 1990 Sep;12(5):427-30.
136. Barbi G, Corder CN, Koren E, et al. Effect of pravastatin and cholestyramine on triglyceride-rich lipoprotein particles and Lp(a) in patients with type II hypercholesterolemia. *Drug Dev Res* 1992;27(3):297-306.
137. Johansson J. Low-dose combination therapy with colestipol and simvastatin in patients with moderate to severe hypercholesterolaemia. *Nutr Metab Cardiovasc Dis* 1995;5(1):39-44.
138. Heber D, Lembertas A, Lu QY, et al. An analysis of nine proprietary Chinese red yeast rice dietary supplements: implications of variability in chemical profile and contents. *J Altern Complement Med* 2001 Apr;7(2):133-9.
139. McKenney JM, Jones PH, Bays HE, et al. Comparative effects on lipid levels of combination therapy with a statin and extended-release niacin or ezetimibe versus a statin alone (the COMPELL study). *Atherosclerosis* 2007 Jun;192(2):432-7.

140. Blagden MD, Chipperfield R. Efficacy and safety of ezetimibe co-administered with atorvastatin in untreated patients with primary hypercholesterolaemia and coronary heart disease. *Curr Med Res Opin* 2007 Apr;23(4):767-75.
141. Yokoyama M, Origasa H, Matsuzaki M, et al. Effects of eicosapentaenoic acid on major coronary events in hypercholesterolaemic patients (JELIS): a randomised open-label, blinded endpoint analysis [see comment]. *Lancet* 2007 Mar 31;369(9567):1090-8.
142. Ballantyne CM, Weiss R, Moccetti T, et al. Efficacy and safety of rosuvastatin 40 mg alone or in combination with ezetimibe in patients at high risk of cardiovascular disease (results from the EXPLORER study). *Am J Cardiol* 2007 Mar 1;99(5):673-80.
143. Patel JV, Hughes EA. Efficacy, safety and LDL-C goal attainment of ezetimibe 10 mg-simvastatin 20 mg vs. placebo-simvastatin 20 mg in UK-based adults with coronary heart disease and hypercholesterolaemia. *Int J Clin Pract* 2006 Aug;60(8):914-21.
144. Goldberg RB, Guyton JR, Mazzone T, et al. Ezetimibe/simvastatin vs atorvastatin in patients with type 2 diabetes mellitus and hypercholesterolemia: the VYTAL study. *Mayo Clin Proc* 2006 Dec;81(12):1579-88.
145. Muhlestein JB, May HT, Jensen JR, et al. The reduction of inflammatory biomarkers by statin, fibrate, and combination therapy among diabetic patients with mixed dyslipidemia: the DIACOR (Diabetes and Combined Lipid Therapy Regimen) study. *J Am Coll Cardiol* 2006 Jul;48(2):396-401.
146. Chenot F, Montant PF, Marcovitch O, et al. Co-administration of ezetimibe and simvastatin in acute myocardial infarction. *Eur J Clin Invest* 2007 May;37(5):357-63.
147. Ose L, Johnson-Levonas A, Reyes R, et al. A multi-centre, randomised, double-blind 14-week extension study examining the long-term safety and efficacy profile of the ezetimibe/simvastatin combination tablet. *Int J Clin Pract* 2007;61(9):1469-80.
148. Stein EA, Ballantyne CM, Windler E, et al. Efficacy and tolerability of fluvastatin XL 80 mg alone, ezetimibe alone, and the combination of fluvastatin XL 80 mg with ezetimibe in patients with a history of muscle-related side effects with other statins. *Am J Cardiol* 2008 Feb 15;101(4):490-6.
149. Reckless JP, Henry P, Pomykaj T, et al. Lipid-altering efficacy of ezetimibe/simvastatin 10/40 mg compared with doubling the statin dose in patients admitted to the hospital for a recent coronary event: the INFORCE study [see comment]. *Int J Clin Pract* 2008 Apr;62(4):539-54.
150. Ballantyne CM, Davidson MH, McKenney J, et al. Comparison of the safety and efficacy of a combination tablet of niacin extended release and simvastatin vs simvastatin monotherapy in patients with increased non-HDL cholesterol (from the SEACOAST I study). *Am J Cardiol* 2008 May 15;101(10):1428-36.
151. Roeters van Lennep HW, Liem AH, Dunselman PH, et al. The efficacy of statin monotherapy uptitration versus switching to ezetimibe/simvastatin: results of the EASEGO study. *Curr Med Res Opin* 2008 Mar;24(3):685-94.
152. Avisar I, Brook JG, Wolfvovitz E. Atorvastatin monotherapy vs. combination therapy in the management of patients with combined hyperlipidemia. *EUR* 2008 May;19(3):203-8.
153. Guyton JR, Goldberg RB, Mazzone T, et al. Lipoprotein and Apolipoprotein Ratios in the VYTAL Trial of Ezetimibe/Simvastatin Compared with Atorvastatin in Type 2 Diabetes. *Journal of Clinical Lipidology* 2008;2(1):19-24.
154. Bays HE, Ose L, Fraser N, et al. A multicenter, randomized, double-blind, placebo-controlled, factorial design study to evaluate the lipid-altering efficacy and safety profile of the ezetimibe/simvastatin tablet compared with ezetimibe and simvastatin monotherapy in patients with primary hypercholesterolemia. *Clin Ther* 2004 Nov;26(11):1758-73.
155. Capuzzi DM, Morgan JM, Weiss RJ, et al. Beneficial effects of rosuvastatin alone and in combination with extended-release niacin in patients with a combined hyperlipidemia and low high-density lipoprotein cholesterol levels. *Am J Cardiol* 2003 Jun 1;91(11):1304-10.
156. Stein E, Stender S, Mata P, et al. Achieving lipoprotein goals in patients at high risk with severe hypercholesterolemia: efficacy and safety of ezetimibe co-administered with atorvastatin. *Am Heart J* 2004 Sep;148(3):447-55.

157. Piorkowski M, Fischer S, Stellbaum C, et al. Treatment with ezetimibe plus low-dose atorvastatin compared with higher-dose atorvastatin alone: is sufficient cholesterol-lowering enough to inhibit platelets? *J Am Coll Cardiol* 2007 Mar 13;49(10):1035-42.
158. Conard SE, Bays HE, Leiter LA, et al. Efficacy and Safety of Ezetimibe Added on to Atorvastatin (20 mg) Versus Uptitration of Atorvastatin (to 40 mg) in Hypercholesterolemic Patients at Moderately High Risk for Coronary Heart Disease. *Am J Cardiol* 2008 Dec 1;102(11):1489-94.
159. Leiter L, Bays H, Conard S, et al. Efficacy and safety of ezetimibe added on to Atorvastatin (40 mg) compared with uptitration of Atorvastatin (to 80 mg) in hypercholesterolemic patients at high risk of coronary heart disease. *American Journal of Cardiology Online* 2008;1495-501.
160. Athyros VG, Mikhailidis DP, Papageorgiou AA, et al. Targeting vascular risk in patients with metabolic syndrome but without diabetes. *Metabolism* 2005 Aug;54(8):1065-74.
161. Athyros VG, Papageorgiou AA, Athyrou VV, et al. Atorvastatin and micronized fenofibrate alone and in combination in type 2 diabetes with combined hyperlipidemia [see comment]. *Diabetes Care* 2002 Jul;25(7):1198-202.
162. Moore A, Phan BAP, Challender C, et al. Effects of adding extended-release niacin and colesvelam to statin therapy on lipid levels in subjects with atherosclerotic disease. *Journal of Clinical Lipidology* 2007;1(6):620-5.
163. Isaacsohn JL, Bakker-Arkema RG, Fayyad R, et al. Atorvastatin, a new HMG-CoA reductase inhibitor, does not affect glucocorticoid hormones in patients with hypercholesterolemia. *J Cardiovasc Pharmacol Ther* 1997;2(4):243-50.
164. Heinonen TM, Schrott H, McKenney JM, et al. Atorvastatin, a new HMG-CoA reductase inhibitor as monotherapy and combined with colestipol. *J Cardiovasc Pharmacol Ther* 1996 Apr;1(2):117-22.
165. Nordoy A, Hansen JB, Brox J, et al. Effects of atorvastatin and omega-3 fatty acids on LDL subfractions and postprandial hyperlipemia in patients with combined hyperlipemia. *Nutr Metab Cardiovasc Dis* 2001 Feb;11(1):7-16.
166. Landray M, Baigent C, Leaper C, et al. The second United Kingdom Heart and Renal Protection (UK-HARP-II) Study: a randomized controlled study of the biochemical safety and efficacy of adding ezetimibe to simvastatin as initial therapy among patients with CKD. *Am J Kidney Dis* 2006 Mar;47(3):385-95.
167. Masana L, Mata P, Gagne C, et al. Long-term safety and tolerability profiles and lipid-modifying efficacy of ezetimibe coadministered with ongoing simvastatin treatment: a multicenter, randomized, double-blind, placebo-controlled, 48-week extension study. *Clin Ther* 2005 Feb;27(2):174-84.
168. Shankar PK, Bhat R, Prabhu M, et al. Efficacy and tolerability of fixed-dose combination of simvastatin plus ezetimibe in patients with primary hypercholesterolemia: Results of a multicentric trial from India. *J Clin Lipidol* 2007;1(4):264-70.
169. Dobs, et al. [Randomised double-blind dosetitration (to target low-density lipoprotein cholesterol) Phase 3 evaluation ... provisional acceptance] [abstract] *J Am Coll Cardiol* 2003;41:(6 Suppl. A)227A
170. Stein EA, Davidson MH, Dujovne CA, et al. Efficacy and tolerability of low-dose simvastatin and niacin, alone and in combination, in patients with combined hyperlipidemia: a prospective trial. *J Cardiovasc Pharmacol Ther* 1996 Apr;1(2):107-16.
171. Ballantyne CM, Davidson MH, McKenney J. Comparison of the safety and efficacy of a combination tablet of niacin extended release and simvastatin with simvastatin 80 mg monotherapy: the SEACOAST II (high-dose) Study). *J Clin Lipidology* 2008;2:79-90.
172. Knapp HH, Schrott H, Ma P, et al. Efficacy and safety of combination simvastatin and colesvelam in patients with primary hypercholesterolemia. *Am J Med* 2001 Apr 1;110(5):352-60.
173. Simons LA, Simons J, Parfitt A. Successful management of primary hypercholesterolaemia with simvastatin and low-dose colestipol. *Med J Aust* 1992 Oct 5;157(7):455-9.
174. O'Brien RC, Simons LA, Clifton P, et al. Comparison of simvastatin and cholestyramine in the treatment of primary hypercholesterolaemia [erratum appears in *Med J Aust* 1991 Feb 18;154(4):296]. *Med J Aust* 1990 May 7;152(9):480-3.

175. Hong H, Xu ZM, Pang BS, et al. Effects of simvastatin combined with omega-3 fatty acids on high sensitive C-reactive protein, lipidemia, and fibrinolysis in patients with mixed dyslipidemia. *Chin Med Sci J* 2004 Jun;19(2):145-9.
176. Durrington PN, Bhatnagar D, Mackness MI, et al. An omega-3 polyunsaturated fatty acid concentrate administered for one year decreased triglycerides in simvastatin treated patients with coronary heart disease and persisting hypertriglyceridaemia. *Heart* 2001 May;85(5):544-8.
177. Nordoy A, Bonna KH, Nilsen H, et al. Effects of Simvastatin and omega-3 fatty acids on plasma lipoproteins and lipid peroxidation in patients with combined hyperlipidaemia. *J Intern Med* 1998 Feb;243(2):163-70.
178. Davidson MH, Ariola-Coad JR, McDonald AM, et al. Separate and joint effects of marine oil and simvastatin in patients with combined hyperlipidemia. *Am J Cardiol* 1997 Sep 15;80(6):797-8.
179. Liu M, Wallmon A, Wallin R, et al. Effects of stable fish oil and simvastatin on plasma lipoproteins in patients with hyperlipidemia. *Nutr Res* 2003;23(8):1027-34.
180. Davidson MH, Stein EA, Bays HE, et al. Efficacy and tolerability of adding prescription omega-3 fatty acids 4 g/d to simvastatin 40 mg/d in hypertriglyceridemic patients: an 8-week, randomized, double-blind, placebo-controlled study. *Clin Ther* 2007 Jul;29(7):1354-67.
181. Kosoglou T, Statkevich P, Meyer I, et al. Effects of ezetimibe on the pharmacodynamics and pharmacokinetics of lovastatin. *Curr Med Res Opin* 2004 Jun;20(6):955-65.
182. Insull Jr W, McGovern ME, Schrott H, et al. Efficacy of extended-release niacin with lovastatin for hypercholesterolemia: assessing all reasonable doses with innovative surface graph analysis. *Arch Intern Med* 2004 May 24;164(10):1121-7.
183. Gardner SF, Schneider EF, Granberry MC, et al. Combination therapy with low-dose lovastatin and niacin is as effective as higher-dose lovastatin. *Pharmacotherapy* 1996 May;16(3):419-23.
184. Vacek JL, Dittmeier G, Chiarelli T, et al. Comparison of lovastatin (20 mg) and nicotinic acid (1.2 g) with either drug alone for type II hyperlipoproteinemia. *Am J Cardiol* 1995 Jul 15;76(3):182-4.
185. Davidson MH, Toth P, Weiss S, et al. Low-dose combination therapy with colessevelam hydrochloride and lovastatin effectively decreases low-density lipoprotein cholesterol in patients with primary hypercholesterolemia. *Clin Cardiol* 2001 Jun;24(6):467-74.
186. Schrott HG, Stein EA, Dujovne CA, et al. Enhanced low-density lipoprotein cholesterol reduction and cost-effectiveness by low-dose colestipol plus lovastatin combination therapy. *Am J Cardiol* 1995 Jan 1;75(1):34-9.
187. Dagli N, Yavuzkir M, Karaca I. The effects of high dose pravastatin and low dose pravastatin and ezetimibe combination therapy on lipid, glucose metabolism and inflammation. *Inflammation* 2007 Dec;30(6):230-5.
188. Napoli C, Lepore S, Chiariello P, et al. Long-term treatment with pravastatin alone and in combination with gemfibrozil in familial type IIB hyperlipoproteinemia or combined hyperlipidemia. *J Cardiovasc Pharmacol Ther* 1997;2(1):17-26.
189. O'Keefe Jr JH, Harris WS, Nelson J, et al. Effects of pravastatin with niacin or magnesium on lipid levels and postprandial lipemia. *Am J Cardiol* 1995 Sep 1;76(7):480-4.
190. Eriksson M, Hadell K, Holme I, et al. Compliance with and efficacy of treatment with pravastatin and cholestyramine: a randomized study on lipid-lowering in primary care. *J Intern Med* 1998 May;243(5):373-80.
191. Pravastatin Multicenter Study Group II. Comparative efficacy and safety of pravastatin and cholestyramine alone and combined in patients with hypercholesterolemia. Pravastatin Multicenter Study Group II. *Arch Intern Med* 1993 Jun 14;153(11):1321-9.
192. Smit JW, Jansen GH, De Bruin TW, et al. Treatment of combined hyperlipidemia with fluvastatin and gemfibrozil, alone or in combination, does not induce muscle damage. *Am J Cardiol* 1995 Jul 13;76(2):126A-8A.

193. Catapano AL, Davidson MH, Ballantyne CM, et al. Lipid-altering efficacy of the ezetimibe/simvastatin single tablet versus rosuvastatin in hypercholesterolemic patients [see comment]. *Curr Med Res Opin* 2006 Oct;22(10):2041-53.
194. Constance C, Westphal S, Chung N, et al. Efficacy of ezetimibe/simvastatin 10/20 and 10/40 mg compared with atorvastatin 20 mg in patients with type 2 diabetes mellitus. *Diabetes Obes Metab* 2007;9(4):575-84.
195. Shah HD, Parikh KH, Chag MC, et al. Beneficial effects of the addition of fenofibrate to statin therapy in patients with acute coronary syndrome after percutaneous coronary interventions. *Exp Clin Cardiol* 2007;12(2):91-6.
196. Taylor AJ, Sullenberger LE, Lee HJ, et al. Arterial Biology for the Investigation of the Treatment Effects of Reducing Cholesterol (ARBITER) 2: a double-blind, placebo-controlled study of extended-release niacin on atherosclerosis progression in secondary prevention patients treated with statins [see comment][erratum appears in *Circulation*. 2004 Dec 7;110(23):3615]. *Circulation* 2004 Dec 7;110(23):3512-7.
197. Kuvin JT, Dave DM, Sliney KA, et al. Effects of extended-release niacin on lipoprotein particle size, distribution, and inflammatory markers in patients with coronary artery disease. *Am J Cardiol* 2006;98(6):743-5.
198. Simons LA. Comparison of atorvastatin alone versus simvastatin +/- cholestyramine in the management of severe primary hypercholesterolaemia (the six cities study). *Aust N Z J Med* 1998 Jun;28(3):327-33.
199. Meyer BJ, Hammervold T, Rustan AC, et al. Dose-dependent effects of docosahexaenoic acid supplementation on blood lipids in statin-treated hyperlipidaemic subjects. *Lipids* 2007 Mar;42(2):109-15.
200. Geiss HC, Otto C, Parhofer KG. Effect of ezetimibe on low-density lipoprotein subtype distribution: results of a placebo-controlled, double-blind trial in patients treated by regular low-density lipoprotein apheresis and statins. *Metabolism* 2006 May;55(5):599-604.
201. Pearson T, Denke M, McBride P, et al. Effectiveness of the addition of ezetimibe to ongoing statin therapy in modifying lipid profiles and attaining low-density lipoprotein cholesterol goals in older and elderly patients: subanalyses of data from a randomized, double-blind, placebo-controlled trial. *Am J Geriatr Pharmacother* 2005 Dec;3(4):218-28.
202. Pearson TA, Denke MA, McBride PE, et al. Effectiveness of ezetimibe added to ongoing statin therapy in modifying lipid profiles and low-density lipoprotein cholesterol goal attainment in patients of different races and ethnicities: a substudy of the Ezetimibe add-on to statin for effectiveness trial. *Mayo Clin Proc* 2006 Sep;81(9):1177-85.
203. Denke M, Pearson T, McBride P, et al. Ezetimibe added to ongoing statin therapy improves LDL-C goal attainment and lipid profile in patients with diabetes or metabolic syndrome. *Diab Vasc Dis Res* 2006 Sep;3(2):93-102.
204. Capuzzi DM, Morgan JM, Carey CM, et al. Rosuvastatin alone or with extended-release niacin: a new therapeutic option for patients with combined hyperlipidemia. *Prev Cardiol* 2004;7(4):176-81.
205. Simons L, Tonkon M, Masana L, et al. Effects of ezetimibe added to on-going statin therapy on the lipid profile of hypercholesterolemic patients with diabetes mellitus or metabolic syndrome. *Curr Med Res Opin* 2004 Sep;20(9):1437-45.
206. Sager PT, Melani L, Lipka L, et al. Effect of coadministration of ezetimibe and simvastatin on high-sensitivity C-reactive protein. *Am J Cardiol* 2003 Dec 15;92(12):1414-8.
207. Nordoy A, Svensson B, Hansen JB. Atorvastatin and omega-3 fatty acids protect against activation of the coagulation system in patients with combined hyperlipemia. *J Thromb Haemost* 2003 Apr;1(4):690-7.
208. Chan DC, Watts GF, Barrett PH, et al. Regulatory effects of HMG CoA reductase inhibitor and fish oils on apolipoprotein B-100 kinetics in insulin-resistant obese male subjects with dyslipidemia. *Diabetes* 2002 Aug;51(8):2377-86.
209. Chan DC, Watts GF, Barrett PH, et al. Effect of atorvastatin and fish oil on plasma high-sensitivity C-reactive protein concentrations in individuals with visceral obesity. *Clin Chem* 2002 Jun;48(6 Pt 1):877-83.

210. Chan DC, Watts GF, Nguyen MN, et al. Factorial study of the effect of n-3 fatty acid supplementation and atorvastatin on the kinetics of HDL apolipoproteins A-I and A-II in men with abdominal obesity. *Am J Clin Nutr* 2006 Jul;84(1):37-43.
211. Nordoy A, Bonna KH, Sandset PM, et al. Effect of omega-3 fatty acids and simvastatin on hemostatic risk factors and postprandial hyperlipemia in patients with combined hyperlipemia. *Arterioscler Thromb Vasc Biol* 2000 Jan;20(1):259-65.
212. Simons LA, Sullivan D, Simons J, et al. Effects of atorvastatin monotherapy and simvastatin plus cholestyramine on arterial endothelial function in patients with severe primary hypercholesterolaemia. *Atherosclerosis* 1998 Mar;137(1):197-203.
213. Vanhanen HT, Miettinen TA. Cholesterol absorption and synthesis during pravastatin, gemfibrozil and their combination. *Atherosclerosis* 1995 Jun;115(2):135-46.
214. Wiklund O, Bondjers G, Wright I, et al. Insoluble complex formation between LDL and arterial proteoglycans in relation to serum lipid levels and effects of lipid lowering drugs. *Atherosclerosis* 1996 Jan 5;119(1):57-67.
215. Insull JW. Niacin extended-release with lovastatin for hypercholesterolemia. *Cardiol Rev* 2005;22(1):36-41.
216. Bays HE, McGovern ME. Once-daily niacin extended release/lovastatin combination tablet has more favorable effects on lipoprotein particle size and subclass distribution than atorvastatin and simvastatin. *Prev Cardiol* 2003;6(4):179-88.
217. Bays H. Combination niacin and statin therapy compared with monotherapy. *Cardiol Rev* 2003;20(11):34-7.
218. Bays HE, McGovern ME. Time as a variable with niacin extended-release/lovastatin vs. atorvastatin and simvastatin. *Prev Cardiol* 2005;8(4):226-33.
219. Taylor AJ, Zhu D, Sullenberger LE, et al. Relationship between glycemic status and progression of carotid intima-media thickness during treatment with combined statin and extended-release niacin in ARBITER 2. *Vasc Health Risk Manag* 2007;3(1):159-64.
220. Athyros VG, Mikhailidis DP, Didangelos TP, et al. Effect of multifactorial treatment on non-alcoholic fatty liver disease in metabolic syndrome: A randomised study. *Curr Med Res Opin* 2006;22(5):873-83.
221. Pearson T, Ballantyne C, Sisk C, et al. Comparison of effects of ezetimibe/simvastatin versus simvastatin versus atorvastatin in reducing C-reactive protein and low-density lipoprotein cholesterol levels. *Am J Cardiol* 2007 Jun 15;99(12):1706-13.
222. Abate N, Catapano AL, Ballantyne CM, et al. Effect of ezetimibe/simvastatin versus atorvastatin or rosuvastatin on modifying lipid profiles in patients with diabetes, metabolic syndrome, or neither: Results of two subgroup analyses[a]. *J Clin Lipidology* 2008;2(2):91-105.
223. Ballantyne CM, Lipka LJ, Sager PT, et al. Long-term safety and tolerability profile of ezetimibe and atorvastatin coadministration therapy in patients with primary hypercholesterolaemia. *Int J Clin Pract* 2004 Jul;58(7):653-8.
224. Tanaka K, Ishikawa Y, Yokoyama M, et al. Reduction in the recurrence of stroke by eicosapentaenoic acid for hypercholesterolemic patients: subanalysis of the JELIS trial. *Stroke* 2008 Jul;39(7):2052-8.
225. Guyatt GH, Oxman AD, Vist GE, et al. GRADE: an emerging consensus on rating quality of evidence and strength of recommendations. *BMJ* 2008 Apr 26;336(7650):924-6.
226. Josan K, Majumdar SR, McAlister FA. The efficacy and safety of intensive statin therapy: a meta-analysis of randomized trials. *CMAJ* 2008 Feb 26;178(5):576-84.
227. Studer M, Briel M, Leimenstoll B, et al. Effect of different antilipidemic agents and diets on mortality: a systematic review [review] [20 refs]. *Arch Intern Med* 2005 Apr 11;165(7):725-30.
228. Saha SA, Kizhakepunnur LG, Bahekar A, et al. The role of fibrates in the prevention of cardiovascular disease—a pooled meta-analysis of long-term randomized placebo-controlled clinical trials. *Am Heart J* 2007 Nov;154(5):943-53.
229. Amarenco P, Lavallee P, Touboul PJ. Stroke prevention, blood cholesterol, and statins. *Lancet Neurol* 2004 May;3(5):271-8.

230. Goldstein LB, Amarenco P, Szarek M, et al. Hemorrhagic stroke in the Stroke Prevention by Aggressive Reduction in Cholesterol Levels study. *Neurology* 2008 Jun 10;70(24 Pt 2):2364-70.
231. Lewington S, Whitlock G, Clarke R, et al. Blood cholesterol and vascular mortality by age, sex, and blood pressure: a meta-analysis of individual data from 61 prospective studies with 55,000 vascular deaths. *Lancet* 2007 Dec 1;370(9602):1829-39.
232. Rossouw JE, Lewis B, Rifkind BM. The value of lowering cholesterol after myocardial infarction. *N Engl J Med* 1990 Oct 18;323(16):1112-9.
233. Pekkanen J, Linn S, Heiss G, et al. Ten-year mortality from cardiovascular disease in relation to cholesterol level among men with and without preexisting cardiovascular disease. *N Engl J Med* 1990 Jun 14;322(24):1700-7.
234. Wong ND, Wilson PW, Kannel WB. Serum cholesterol as a prognostic factor after myocardial infarction: the Framingham Study. *Ann Intern Med* 1991 Nov 1;115(9):687-93.
235. Lloyd-Jones DM, Larson MG, Beiser A, et al. Lifetime risk of developing coronary heart disease. *Lancet* 1999 Jan 9;353(9147):89-92.
236. Law MR, Wald NJ, Thompson SG. By how much and how quickly does reduction in serum cholesterol concentration lower risk of ischaemic heart disease? *BMJ* 1994 Feb 5;308(6925):367-72.
237. Law MR. Lowering heart disease risk with cholesterol reduction: evidence from observational studies and clinical trials. *European heart journal Supplements* 1999;1(S):3-8.
238. Law MR, Wald NJ, Rudnicka AR. Quantifying effect of statins on low density lipoprotein cholesterol, ischaemic heart disease, and stroke: systematic review and meta-analysis [see comment] [review] [14 refs]. *BMJ* 2003 Jun 28;326(7404):1423.
239. Beil U, Crouse JR, Einarsson K, et al. Effects of interruption of the enterohepatic circulation of bile acids on the transport of very low density-lipoprotein triglycerides. *Metabolism* 1982 May;31(5):438-44.
240. Davis HR, Veltri EP. Zetia: inhibition of Niemann-Pick C1 Like 1 (NPC1L1) to reduce intestinal cholesterol absorption and treat hyperlipidemia [review] [46 refs]. *J Atheroscler Thromb* 2007 Jun;14(3):99-108.
241. Fazio S, Linton MF. The role of fibrates in managing hyperlipidemia: mechanisms of action and clinical efficacy [review] [81 refs]. *Curr Atheroscler Rep* 2004 Mar;6(2):148-57.
242. Smilde TJ, van WS, Wollersheim H, et al. Effect of aggressive versus conventional lipid lowering on atherosclerosis progression in familial hypercholesterolaemia (ASAP): a prospective, randomised, double-blind trial. *Lancet* 2001 Feb 24;357(9256):577-81.
243. [Abbott Laboratories]. Niaspan tablets: Niaspan extended-release tablets [product monograph #303-157519]. Available at <http://www.rxabbott.com/pdf/niaspan.pdf>.
244. Davidson MH, Robinson JG. Safety of aggressive lipid management [review] [66 refs]. *J Am Coll Cardiol* 2007 May 1;49(17):1753-62.
245. Sokol MC, McGuigan KA, Verbrugge RR, et al. Impact of medication adherence on hospitalization risk and healthcare cost. *Med Care* 2005 Jun;43(6):521-30.
246. Balkrishnan R. The importance of medication adherence in improving chronic-disease related outcomes: what we know and what we need to further know. *Med Care* 2005 Jun;43(6):517-20.
247. Kripalani S, Yao X, Haynes RB. Interventions to enhance medication adherence in chronic medical conditions: a systematic review. *Arch Intern Med* 2007 Mar 26;167(6):540-50.
248. Gazmararian JA, Kripalani S, Miller MJ, et al. Factors associated with medication refill adherence in cardiovascular-related diseases: a focus on health literacy. *J Gen Intern Med* 2006 Dec;21(12):1215-21.
249. Balkrishnan R. Predictors of medication adherence in the elderly. *Clin Ther* 1998 Jul;20(4):764-71.
250. Kane SV, Brixner D, Rubin DT, et al. The challenge of compliance and persistence: focus on ulcerative colitis. *J Manag Care Pharm* 2008 Jan;14(1 Suppl A):s2-12.

251. Ioannidis JP, Trikalinos TA. The appropriateness of asymmetry tests for publication bias in meta-analyses: a large survey. *CMAJ* 2007 Apr 10;176(8):1091-6.
252. Standards of medical care in diabetes—2008. *Diabetes Care* 2008 Jan;31 Suppl 1:S12-S54.
253. Brunzell JD, Davidson M, Furberg CD, et al. Lipoprotein management in patients with cardiometabolic risk: consensus conference report from the American Diabetes Association and the American College of Cardiology Foundation. *J Am Coll Cardiol* 2008 Apr 15;51(15):1512-24.
254. Goff Jr DC, Bertoni AG, Kramer H, et al. Dyslipidemia prevalence, treatment, and control in the Multi-Ethnic Study of Atherosclerosis (MESA): gender, ethnicity, and coronary artery calcium. *Circulation* 2006 Feb 7;113(5):647-56.
255. Passel, JS and Cohn, D. U.S. Population Projections: 2005-2050. Available at <http://pewsocialtrends.org/pubs/703/population-projections-united-states>. Accessed March 2, 2009.
256. Deedwania P, Stone PH, Bairey Merz CN, et al. Effects of intensive versus moderate lipid-lowering therapy on myocardial ischemia in older patients with coronary heart disease: results of the Study Assessing Goals in the Elderly (SAGE). *Circulation* 2007 Feb 13;115(6):700-7.
257. Robinson JG, Davidson MH, Shah A, et al. Efficacy and safety of ezetimibe and ezetimibe plus statin therapy in patients aged under 65, 65-74 and 75 years and older. *Aging Health* 2007;3(6):691-705.
258. Koenig W, Lowel H, Baumert J, et al. C-reactive protein modulates risk prediction based on the Framingham Score: implications for future risk assessment: results from a large cohort study in southern Germany. *Circulation* 2004 Mar 23;109(11):1349-53.
259. Ridker PM, Danielson E, Fonseca FA, et al. Rosuvastatin to prevent vascular events in men and women with elevated C-reactive protein. *N Engl J Med*. 2008 Nov 20;359(21):2195-207.

Appendix J: Peer Reviewers

The UO-EPC gratefully acknowledges the following individuals who reviewed the initial draft of this evidence report, and provided constructive feedback.

Acknowledgement does not reflect endorsement of this report.

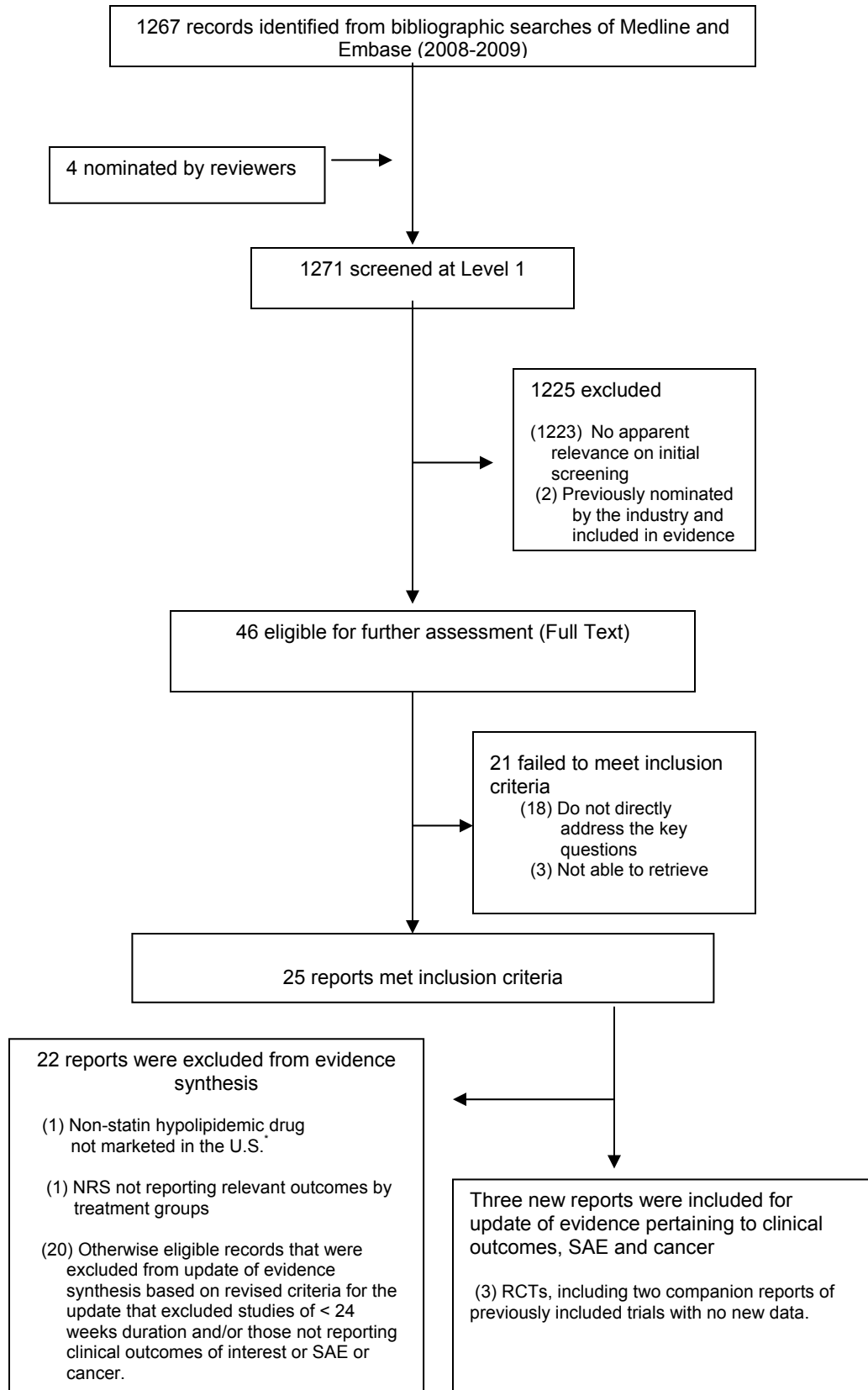
Dr. Rochelle Fu, Ph.D.
Department of Public Health and
Preventive Medicine
Oregon Health & Science University
Portland, Oregon

Dr. Theodore Ganiats, M.D.
Department of Family and Preventive
Medicine
University of California—San Diego
San Diego, CA

Dr. Ashfaq Shuaib, M.B.B.S., FRCPC
Division of Neurology
University of Alberta
Edmonton, Alberta

Appendix K: Literature Search 2009 Update (August 2008 to May 2009) Including the Update Flow Chart and List of Included and Excluded Records

Flow Chart



Included Studies

Airan-Javia SL, Wolf RL, Wolfe ML, et al. Atheroprotective lipoprotein effects of a niacin-simvastatin combination compared to low- and high-dose simvastatin monotherapy. *Am Heart J* 2009 Apr;157(4):687-8.

Bays H, Sapre A, Taggart W, et al. Long-term (48-week) safety of ezetimibe 10 mg/day coadministered with simvastatin compared to simvastatin alone in patients with primary hypercholesterolemia. *Curr Med Res Opin* 2008 Oct;24(10):2953-66.

Saito Y, Yokoyama M, Origasa H, et al. Effects of EPA on coronary artery disease in hypercholesterolemic patients with multiple risk factors: sub-analysis of primary prevention cases from the Japan EPA Lipid Intervention Study (JELIS). *Atherosclerosis* 2008 Sep;200(1):135-40.

Excluded Studies – Full Text Relevance

Do Not Directly Address the Key Questions

Farmer JA. Intensive lipid lowering with simvastatin and ezetimibe in aortic stenosis (the SEAS trial). *Curr Atheroscler Rep* 2009 Mar;11(2):82-3.

Maccubbin D, Bays HE, Olsson AG, et al. Lipid-modifying efficacy and tolerability of extended-release niacin/laropiprant in patients with primary hypercholesterolaemia or mixed dyslipidaemia. *Int J Clin Pract* 2008 Dec;62(12):1959-70.

Bays HE, Maccubbin D, Meehan AG, et al. Blood pressure-lowering effects of extended-release niacin alone and extended-release niacin/laropiprant combination: a post hoc analysis of a 24-week, placebo-controlled trial in dyslipidemic patients. *Clin Ther* 2009 Jan;31(1):115-22.

Valdivielso P, Rioja J, Garcia-Arias C, et al. Omega 3 fatty acids induce a marked reduction of apolipoprotein B48 when added to fluvastatin in patients with type 2 diabetes and mixed hyperlipidemia: a preliminary report. *Cardiovasc* 2009;8:1

Rosenson RS, Pitt B. Triglycerides and cardiovascular events in ACS: the need for combined lipid-altering therapies. *Nat Clin Pract Cardiovasc Med* 2009 Feb;6(2):98-100.

Steg PG, Verdier JC, Carre F, et al. A randomised trial of three counselling strategies for lifestyle changes in patients with hypercholesterolemia treated with ezetimibe on top of statin therapy (TWICE). *Arch Cardiovasc Dis* 2008 Nov;101(11-12):723-35.

Hildemann SK, Barho C, Karmann B, et al. Sustained effects in hypercholesterolaemic patients on combined simvastatin/ezetimibe treatment: observational cohort study in clinical practice. *Curr Med Res Opin* 2008 Oct;24(10):2777-84.

Di SM, Morelli G, Doyle RT, et al. Effect of omega-3-acid ethyl esters on steady-state plasma pharmacokinetics of atorvastatin in healthy adults. *Expert Opin Pharmacother* 2008 Dec;9(17):2939-45.

Maki KC, McKenney JM, Reeves MS, et al. Effects of adding prescription omega-3 acid ethyl esters to simvastatin (20 mg/day) on lipids and lipoprotein particles in men and women with mixed dyslipidemia [erratum appears in *Am J Cardiol* 2008 Nov 15;102(10):1425]. *Am J Cardiol* 2008 Aug 15;102(4):429-33.

Domanski M, Tian X, Fleg J, et al. Pleiotropic effect of lovastatin, with and without cholestyramine, in the post coronary artery bypass graft (Post CABG) trial. *Am J Cardiol* 2008 Oct 15;102(8):1023-7.

Ara R, Pandor A, Tumor I, et al. Estimating the health benefits and costs associated with ezetimibe coadministered with statin therapy compared with higher dose statin monotherapy in patients with established cardiovascular disease: results of a Markov model for UK costs using data registries. *Clin Ther* 2008 Aug;30(8):1508-23.

Berthold HK, Laaksonen R, Lehtimaki T, et al. SREBP-1c gene polymorphism is associated with increased inhibition of cholesterol-absorption in response to ezetimibe treatment. *Exp Clin Endocrinol Diabetes* 2008 May;116(5):262-7.

Cramariuc D, Cioffi G, Rieck AE, et al. Low-Flow Aortic Stenosis in Asymptomatic Patients. Valvular-Arterial Impedance and Systolic Function From the SEAS Substudy. *JACC Cardiovasc Imaging* 2009;2(4):390-9.

de Rojas FD, De FT, Ponte A, et al. Coronary heart disease and dyslipidemia: A cross-sectional evaluation of prevalence, current treatment, and clinical control in a large cohort of Spanish high-risk patients: The

PRINCEPS study. *Prev Cardiol* 2009;12(2):65-71.

Yusuf S, Lonn E, Bosch J. Lipid lowering for primary prevention. *The Lancet* 2009;373(9670):1152-5.

Maki KC, Lubin BC, Reeves MS, et al. Prescription omega-3 acid ethyl esters plus simvastatin 20 and 80 mg: effects in mixed dyslipidemia. *Journal of Clinical Lipidology* 2009;3(1):33-8.

Block JP. Limited benefit for aggressive lipid lowering with simvastatin/ezetimibe in patients with aortic stenosis; possible increased risk of cancer. *Journal of Clinical Outcomes Management* 2008;15(11):528+530

Criqui MH, Golomb BA. Lipid lowering: what and when to monitor. *The Lancet* 2008;372(9638):516-7.

Not Able To Retrieve

Hari KS, Rajeev E, Tharakan JA, et al. Efficacy and safety of combination of extended release niacin and atorvastatin in patients with low levels of high density lipoprotein cholesterol. *Indian Heart J* 2008 May;60(3):215-22.

Banerjee AK. Changing face of dyslipidemia therapy. *Indian Heart Journal* 2008;60(3):192-4.

Schmitz SA, O'Regan DP, Fitzpatrick J, et al. Quantitative 3T MR imaging of the descending thoracic aorta: patients with familial hypercholesterolemia have an increased aortic plaque burden despite long-term lipid-lowering therapy. *J Vasc Interv Radiol* 2008 Oct;19(10):1403-8.

Excluded Studies - Evidence Synthesis

Non-Randomized Studies

Derosa G, D'Angelo A, Franzetti IG, et al. Efficacy and safety of ezetimibe/simvastatin association on non-diabetic and diabetic patients with polygenic hypercholesterolemia or

combined hyperlipidemia and previously intolerant to standard statin treatment. *Journal of Clinical Pharmacy and Therapeutics* 2009;34(3):267-76.

Drug(s) Not Marketed in the United States

Nomura S, Inami N, Shouzu A, et al. The effects of pitavastatin, eicosapentaenoic acid and combined therapy on platelet-derived

microparticles and adiponectin in hyperlipidemic, diabetic patients. *Platelets* 2009 Feb;20(1):16-22.

Otherwise Eligible Records Identified in Search Update That Were Excluded from Evidence Syntheses Because Did Not Report Clinical Outcomes or Because < 24 Weeks Duration

Mindrescu C, Gupta RP, Hermance EV, et al. Omega-3 fatty acids plus rosuvastatin improves endothelial function in South Asians with dyslipidemia. *Vasc Health Risk Manag* 2008;4(6):1439-47.

Zhu T, Awni WM, Hosmane B, et al. ABT-335, the choline salt of fenofibric acid, does not have a clinically significant pharmacokinetic interaction with rosuvastatin in humans. *J Clin Pharmacol* 2009 Jan;49(1):63-71.

Goldberg AC, Bays HE, Ballantyne CM, et al. Efficacy and safety of ABT-335 (fenofibric acid) in combination with atorvastatin in patients with mixed dyslipidemia. *Am J Cardiol* 2009 Feb 15;103(4):515-22.

Liu PY, Liu YW, Lin LJ, et al. Evidence for statin pleiotropy in humans: differential effects of statins and ezetimibe on rho-associated coiled-coil containing protein kinase activity, endothelial function, and inflammation. *Circulation* 2009 Jan 6;119(1):131-8.

Malmstrom RE, Settergren M, Bohm F, et al. No effect of lipid lowering on platelet activity in patients with coronary artery disease and type 2 diabetes or impaired glucose tolerance. *Thromb Haemost* 2009 Jan;101(1):157-64.

Lin TH, Voon WC, Yen HW, et al. Randomized comparative study of the effects of treatment with once-daily, niacin extended-release/lovastatin and with simvastatin on lipid profile and fibrinolytic parameters in Taiwan.

Kaohsiung Journal of Medical Sciences
2006 Jun;22(6):257-65.

Mohiuddin SM, Pepine CJ, Kelly MT, et al. Efficacy and safety of ABT-335 (fenofibric acid) in combination with simvastatin in patients with mixed dyslipidemia: a phase 3, randomized, controlled study. *Am Heart J* 2009 Jan;157(1):195-203.

Gosai P, Liu J, Doyle RT, et al. Effect of omega-3-acid ethyl esters on the steady-state plasma pharmacokinetics of rosuvastatin in healthy adults. *Expert Opin Pharmacother* 2008 Dec;9(17):2947-53.

Westerweel PE, Visseren FL, Hajer GR, et al. Endothelial progenitor cell levels in obese men with the metabolic syndrome and the effect of simvastatin monotherapy vs. simvastatin/ezetimibe combination therapy. *Eur Heart J* 2008 Nov;29(22):2808-17.

Olijhoek JK, Hajer GR, van der GY, et al. The effects of low-dose simvastatin and ezetimibe compared to high-dose simvastatin alone on post-fat load endothelial function in patients with metabolic syndrome: a randomized double-blind crossover trial. *J Cardiovasc Pharmacol* 2008 Aug;52(2):145-50.

Zubaid M, Shakir DK, Bazargani N, et al. Effect of ezetimibe coadministration with simvastatin in a Middle Eastern population: a prospective, multicentre, randomized, double-blind, placebo-controlled trial. *J Cardiovasc Med (Hagerstown)* 2008 Jul;9(7):688-93.

Jones PH, Davidson MH, Kashyap ML, et al. Efficacy and safety of ABT-335 (fenofibric acid) in combination with rosuvastatin in patients with mixed dyslipidemia: A phase 3 study. *Atherosclerosis* 2009;204(1):208-15.

Farnier M, Averna M, Missault L, et al. Lipid-altering efficacy of ezetimibe/simvastatin 10/20 mg compared with rosuvastatin 10 mg in high-risk hypercholesterolaemic patients inadequately controlled with prior statin monotherapy - The IN-CROSS study. *Int J Clin Pract* 2009;63(4):547-59.

Insull J, W, Basile JN, et al. Efficacy and safety of combination therapy with niacin extended-release and simvastatin versus atorvastatin in patients with dyslipidemia: The SUPREME Study. *Journal of Clinical Lipidology* 2009;3(2):109-18.

Hajer GR, linga-Thie GM, van Vark - van der Zee, et al. The effect of statin alone or in combination with ezetimibe on postprandial lipoprotein composition in obese metabolic syndrome patients. *Atherosclerosis* 2009;202(1):216-24.

Hajer GR, linga-Thie GM, Van Vark-Van Der Zee, et al. Lipid-lowering therapy does not affect the postprandial drop in high density lipoprotein-cholesterol (HDL-c) plasma levels in obese men with metabolic syndrome: A randomized double blind crossover trial. *Clin Endocrinol (Oxf)* 2008;69(6):870-7.

Ahmed S, Ullah E, Ahmed M, et al. Efficacy of combination of ezetimibe and simvastatin versus atorvastatin in reducing low density lipoprotein-cholesterol in male patients of hypercholesterolemia, at Bahawalpur. *Medical Forum Monthly* 2008;19(5):3-9.

de Araujo DB, Bertolami MC, Ferreira WP, et al. Simvastatin 80 mg and coadministration of simvastatin 10 mg and ezetimibe 10 mg: Effects on LDL(-) and anti-LDL(-) antibodies. *International Journal of Atherosclerosis* 2007;2(4):272-8.

Ostad MA, Eggeling S, Tschentscher P, et al. Flow-mediated dilation in patients with coronary artery disease is enhanced by high dose atorvastatin compared to combined low dose atorvastatin and ezetimibe: Results of the CEZAR study. *Atherosclerosis* 2008 Dec 9;

Fleg JL, Mete M, Howard BV, et al. Effect of statins alone versus statins plus ezetimibe on carotid atherosclerosis in type 2 diabetes: the SANDS (Stop Atherosclerosis in Native Diabetics Study) trial. *J Am Coll Cardiol* 2008 Dec 16;52(25):2198-205.